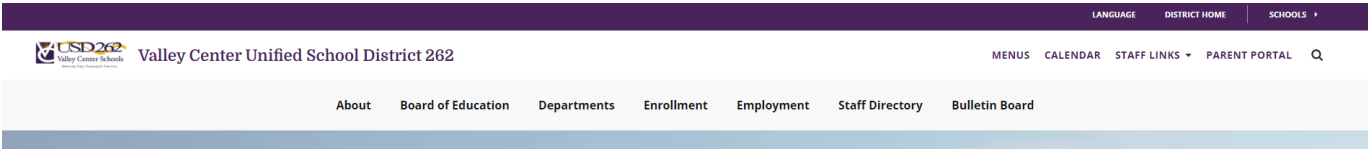


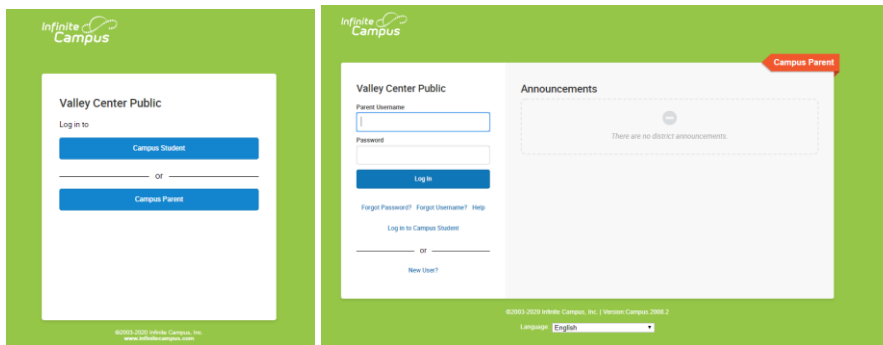
Activate a Parent Portal Account:

Go to the Valley Center school website www.usd262.net.

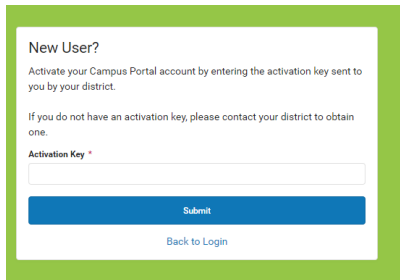
Click on Parent Portal in the upper right corner.



It will go to a lime green Infinite Campus page. Click on Campus Parent. And then click on New User at the bottom of the next page.



Enter the activation key given to you by the school or if you sign up at enrollment it will be emailed in your confirmation email. Scroll to the bottom of that email.



It will then instruct you to set a user name and password. Passwords need to be at least 8 characters long with at least 1 capital letter, 1 lower case letter and 1 number. Symbols are fine. Once that is done the next time and there after you will click on Campus Parent and sign in with username and password. If you have any issues please call The Technology Department at 755-7010.