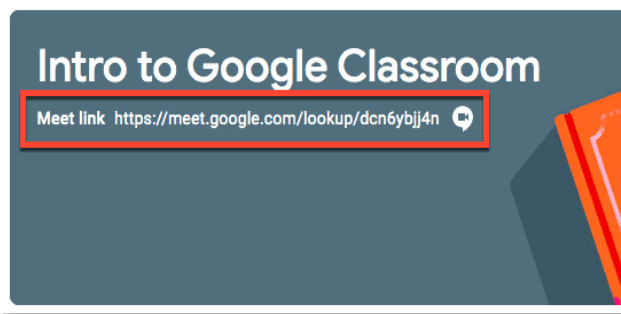


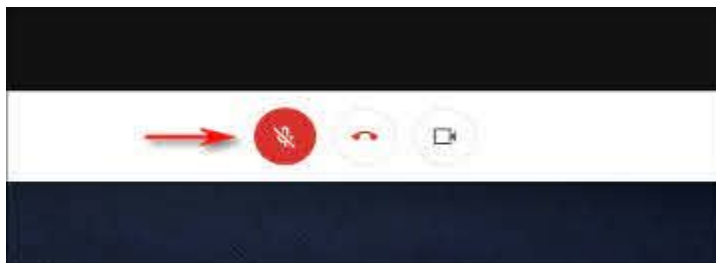
HOW TO JOIN A GOOGLE MEET

1. Click on the link given by your teacher to join the meeting. This link may be in an assignment posted in Google Classroom. Or you may see the link in the Google Classroom banner.

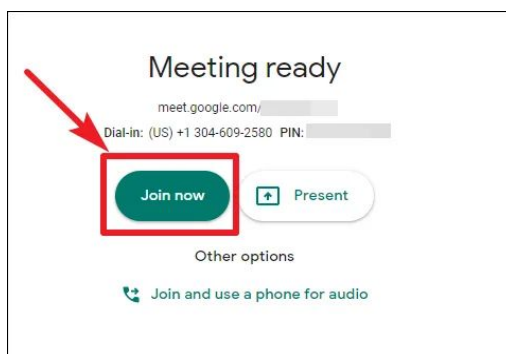


2. Follow the prompts to **ALLOW** your microphone and camera.

3. Enter the meeting with your microphone **ON MUTE**. The microphone icon will be RED if on mute. Enter the meeting with your **camera ON**. The camera icon will be WHITE if ON and RED if OFF.



4. Click JOIN NOW.



5. When you're done with the call, just click the red End Call button.

