



William Floyd School District
Our rich history builds a promising future!



BUDGET ADVISORY MEETING #1

February 7, 2023

HIGH SCHOOL LIBRARY

6:30 PM – 7:00 PM


Overview

- Budget Advisory
- NYS Governor – Budget Proposal
- Tax Levy Calculation
- Historical Review
 - Revenues
 - Reserves
- Fiscal Stress Review
- Other Budgets
 - Cafeteria
 - Federal
 - Capital

Budget Advisory

- ❑ Open to all community residents, students and the general public – ultimately it is your budget
- ❑ Allows members of the Board of Education (BOE) to hear issues and suggestions first hand
- ❑ Educational forum to help everyone understand the budget, its development and challenges, if applicable

Budget Advisory Participants



February 7, 2023



Budgets



General Fund

This is the main focus of Budget Advisory



Cafeteria Fund

Self Sustaining, with minimal support from general fund



Federal Funds

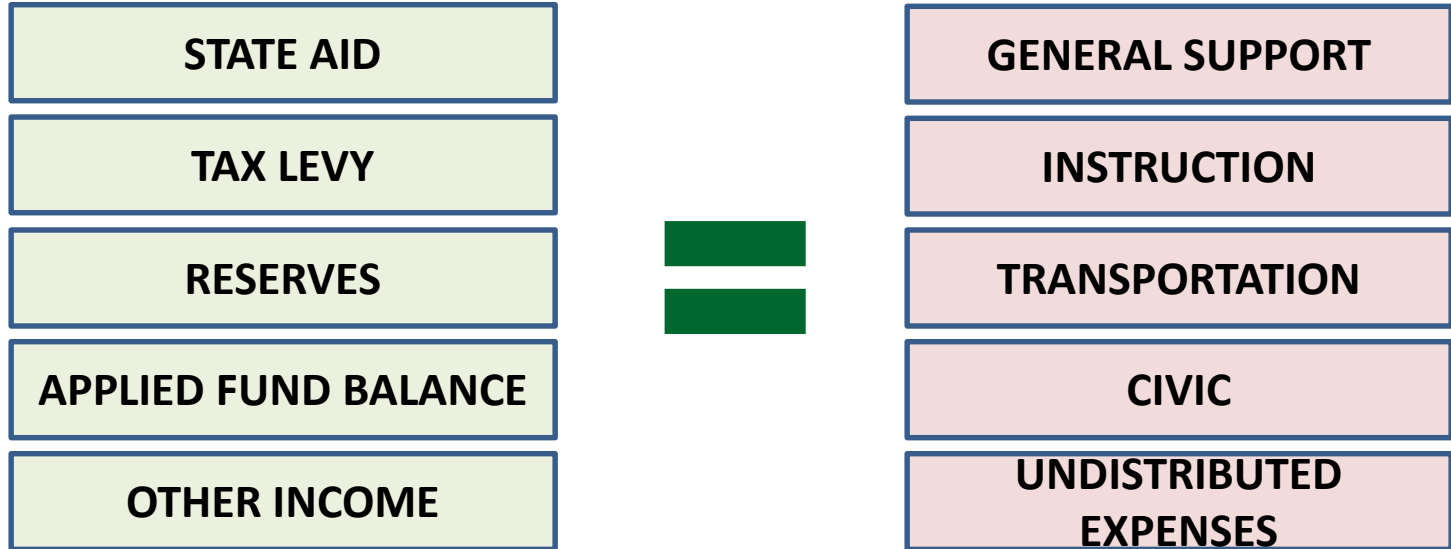
Annual allocations for specific initiatives



Capital Funds

This includes annual budget allocations and reserves

District Budget - Goals



LONG-TERM FISCAL STABILITY

February 7, 2023



Governor's Executive Proposal

	2022-23	2023-24	\$ [^]	% [^]
Foundation Aid	\$ 126,674,265.00	\$ 171,475,260.00	\$ 44,800,995.00	35.37%
BOCES	\$ 3,546,956.00	\$ 3,662,839.00	\$ 115,883.00	3.27%
High Cost Excess Cost	\$ 5,508,022.00	\$ 5,633,730.00	\$ 125,708.00	2.28%
Private Excess Cost	\$ 1,243,421.00	\$ 1,228,787.00	\$ (14,634.00)	-1.18%
Hardware & Technology	\$ 160,079.00	\$ 170,772.00	\$ 10,693.00	6.68%
Software, Library, Textbook	\$ 651,899.00	\$ 740,419.00	\$ 88,520.00	13.58%
Transportation, Incl Summer	\$ 16,522,213.00	\$ 16,182,480.00	\$ (339,733.00)	-2.06%
Building Aid	\$ 10,652,938.00	\$ 7,631,043.00	\$ (3,021,895.00)	-28.37%
High Tax Aid	\$ 3,752,477.00	\$ 3,752,477.00	\$ -	0.00%
	<u>\$ 168,712,270.00</u>	<u>\$ 210,477,807.00</u>	<u>\$ 41,765,537.00</u>	<u>24.76%</u>

Unrestricted Aid - this is where we would prefer any State Aid

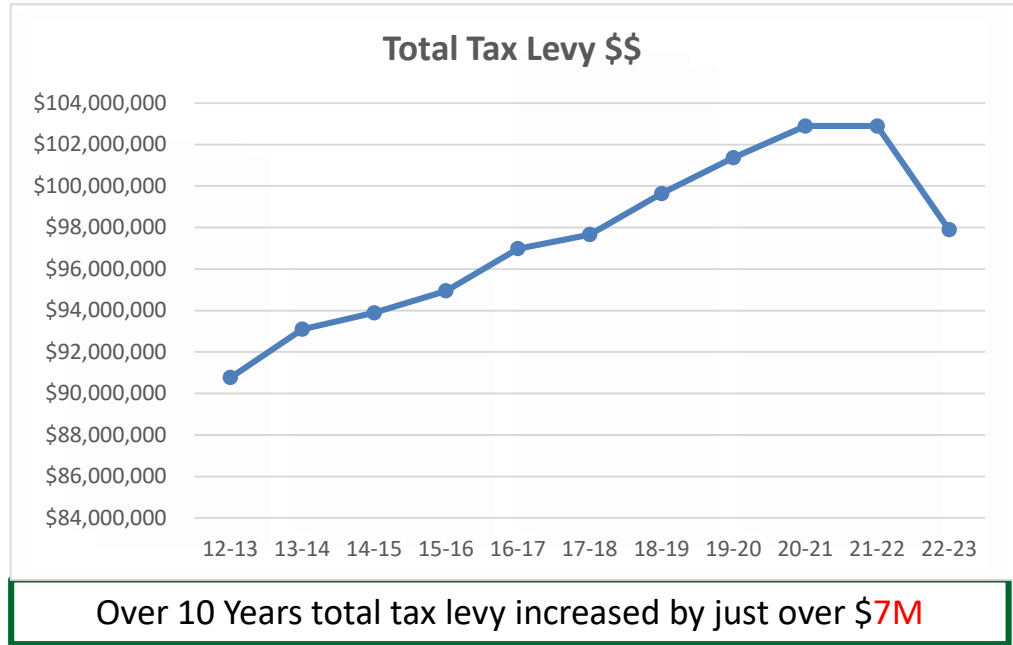


Proposed not FINAL



2023-24 Max Tax Levy Calculation

Maximum Tax Levy -		23-24
Prior Year Tax Levy		\$ 97,888,275
Reserve Amount for any Excess Levy	-	
	=	\$ 97,888,275
Tax Base Growth Factor	X	100.31%
	=	\$ 98,191,729
Prior Year PILOT	+	\$ 19,349
	=	\$ 98,211,078
Prior Year Exclusions (not TRS/ERS)		
a. BOCES Capital Exclusion	-	\$ -
b.	-	\$ -
Adjusted Prior Year Levy	=	\$ 98,211,078
Allowable Growth Factor	X	2.00%
	=	\$ 100,175,299
PILOTS for coming year	-	\$ 20,441
	=	\$ 100,154,858
Available Carryover	+	\$ 1,605,717
TAX LEVY LIMIT	=	\$ 101,760,576
Coming School Year Exclusions		
a. BOCES Capital Exclusion	+	\$ -
b.	+	\$ -
c.	+	\$ -
d.	+	\$ -
MAXIMUM ALLOWABLE LEVY	=	\$ 101,760,576
Tax Levy % Increase		3.96%
Potential New Revenue	\$	3,872,301

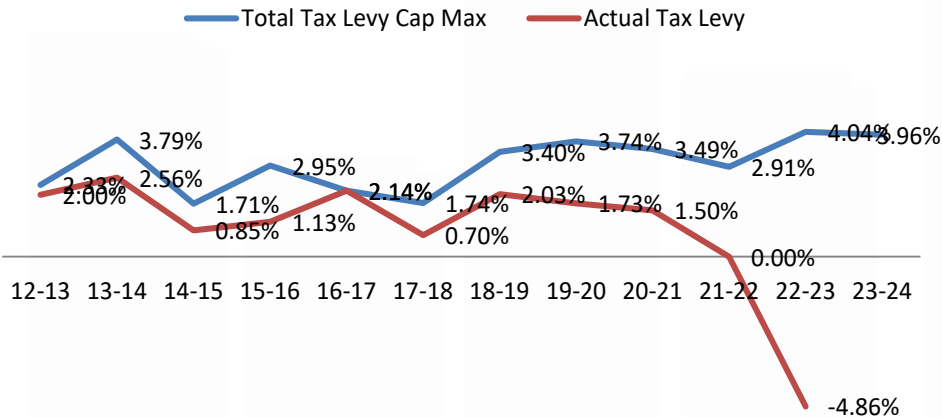


Maximum allowable levy with a simple majority. Please note this is **not** what the BOE is proposing.



Tax Levy History

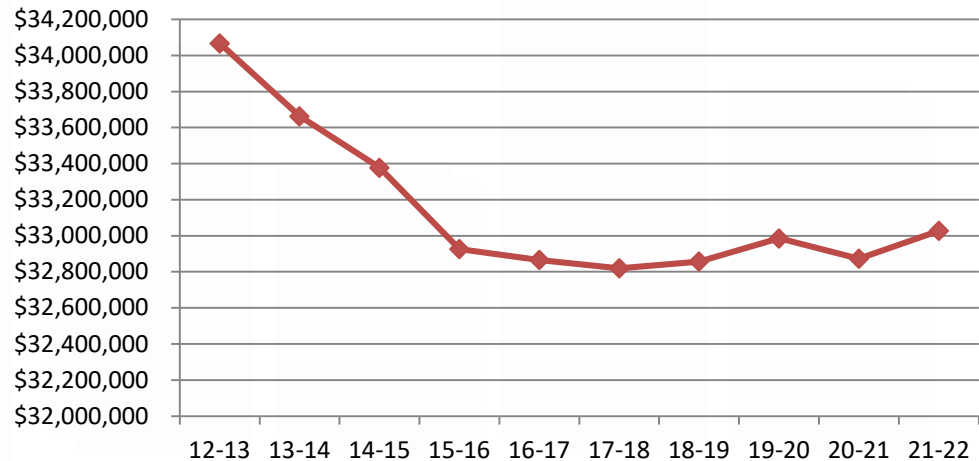
Tax Levy Since Cap Started



Actual Tax levy, to be presented to the residents, has not yet been established.

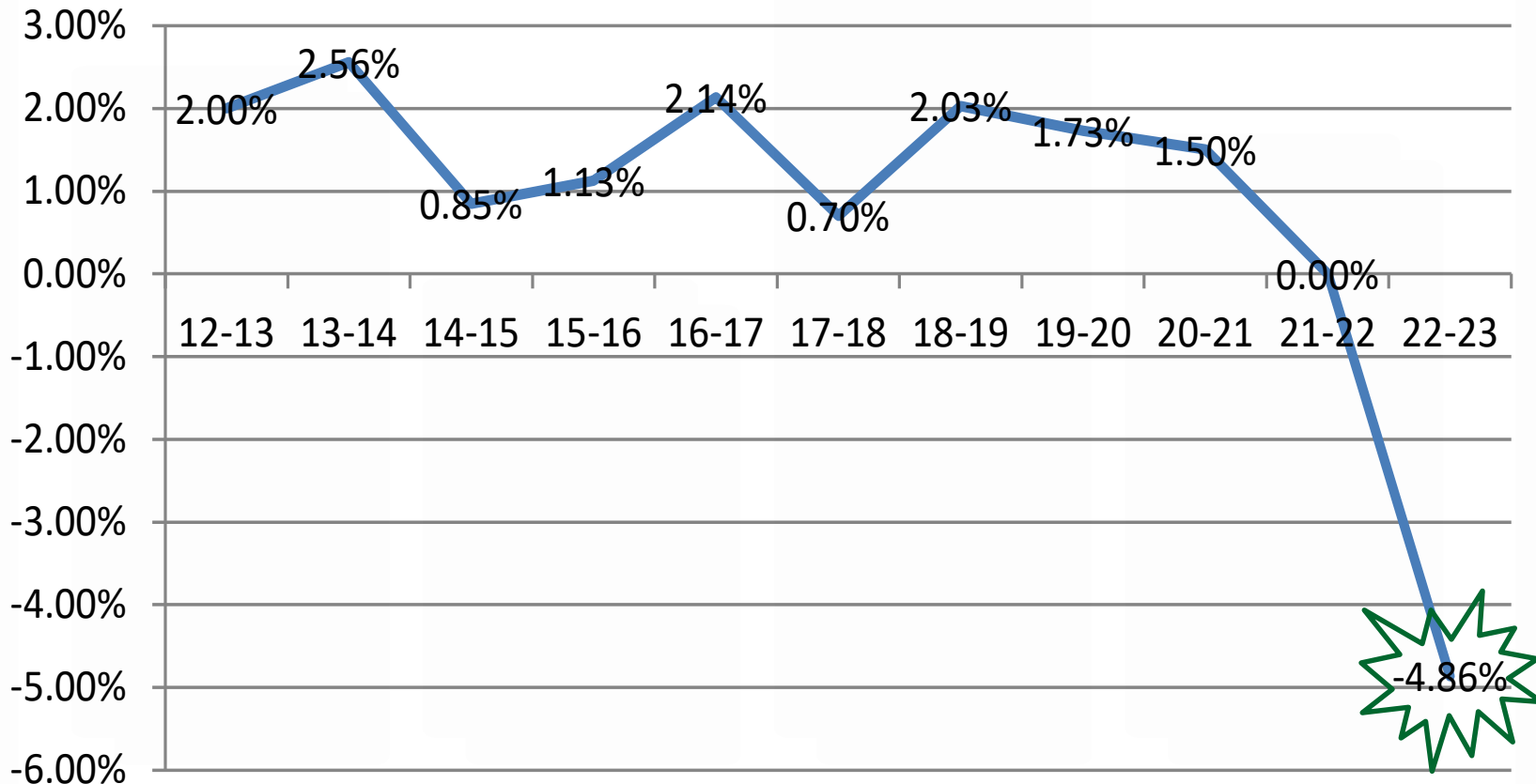
Total assessed value is the main driver towards individual tax rate.

Assessed Value

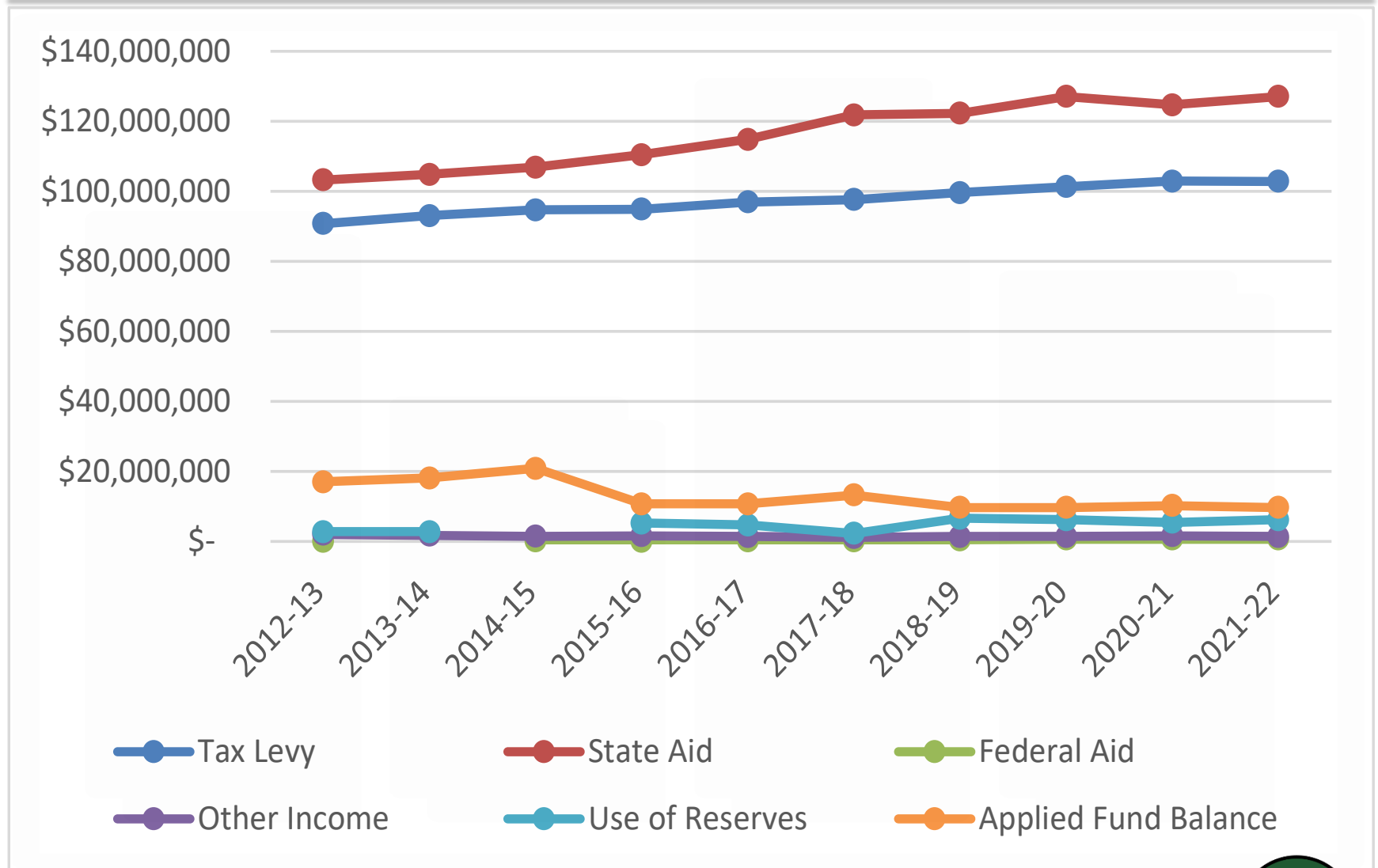


Actual Tax Levy % Change

Tax Levy % Change



Revenue



William Floyd's Fiscal Stress - OSC

Financial Indicators	Fiscal Stress Financial Indicators	Public Scores		
		2020	2021	2022
1	Unassigned Fund Balance as a Percentage (%) of Gross Expenditures	0	0	0
2	Total Fund Balance as a Percentage (%) of Gross Expenditures	0	0	0
3	Operating Deficits	0	0	0
4	Cash Ratio - Cash and Investments as a Percentage (%) of Current Liabilities	0	0	0
5	Cash as a Percentage (%) of Monthly Gross Expenditures	0	0	0
6	% Change in Short-Term Cash-Flow Debt Issuance	0	0	0

Total Points*	0.0	0.0	0.0
Score Classification	No Designation	No Designation	No Designation

Revenue and Expenditure Definitions

Gross Revenues = Revenues and Other Sources (Transfer Activity)

Gross Expenditures = Expenditures and Other Uses (Transfer Activity) - 9950.9 (Transfers to Capital Projects Fund)

	Point Range
Classification (Out of 100 total pts)	
Significant	65 - 100
Moderate	45 - 64.9
Susceptible	25 - 44.9
No Designation	0 - 24.9

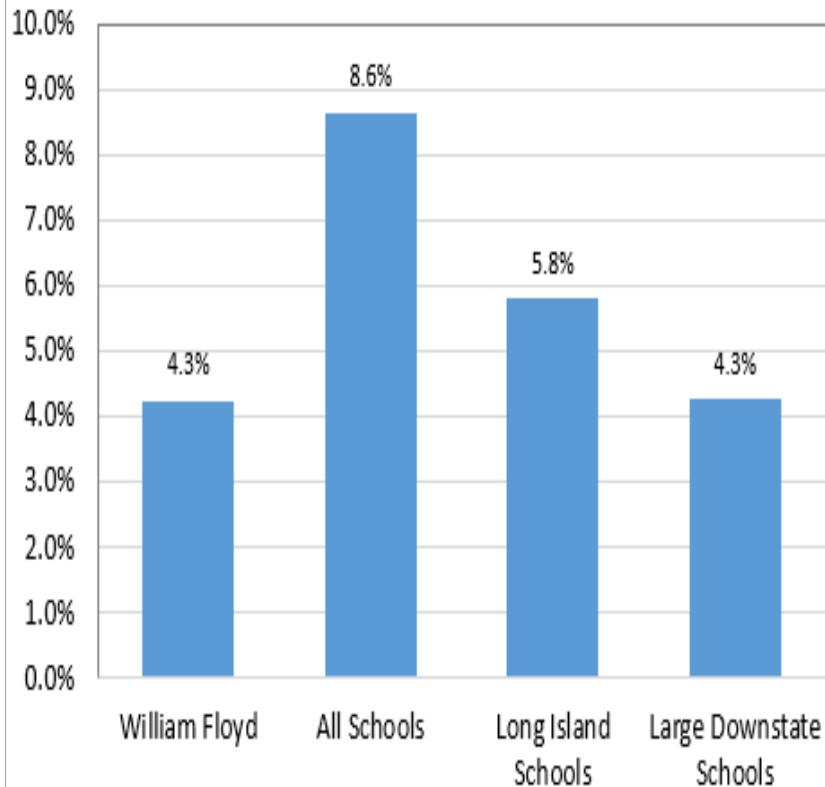
*Indicator points are rounded to two decimal places. Total points are rounded to one decimal place.

Data as of
12/30/2022

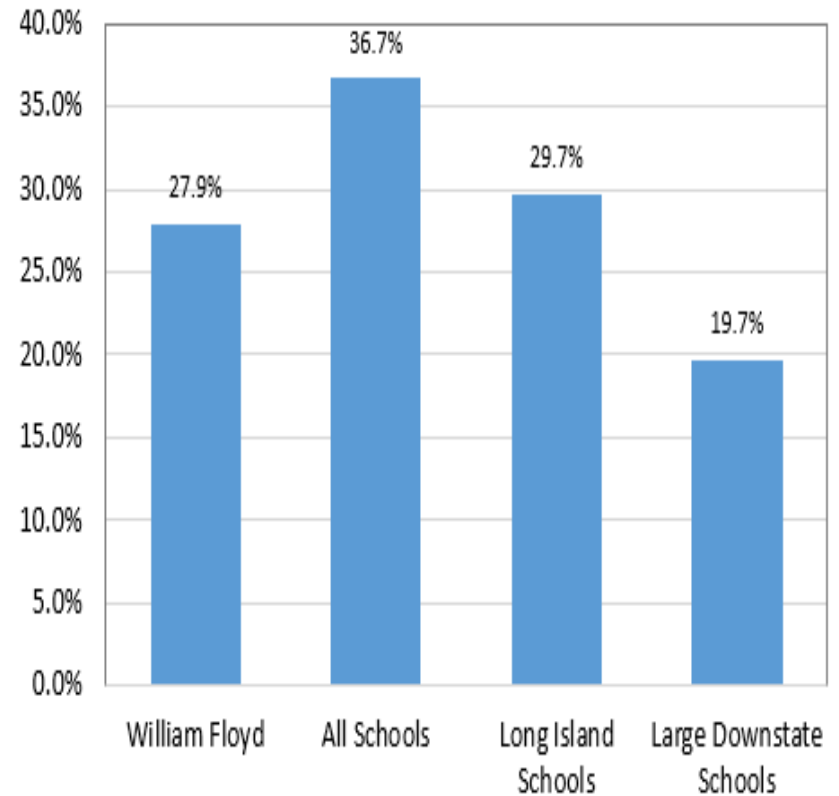


William Floyd's Fiscal Stress - OSC

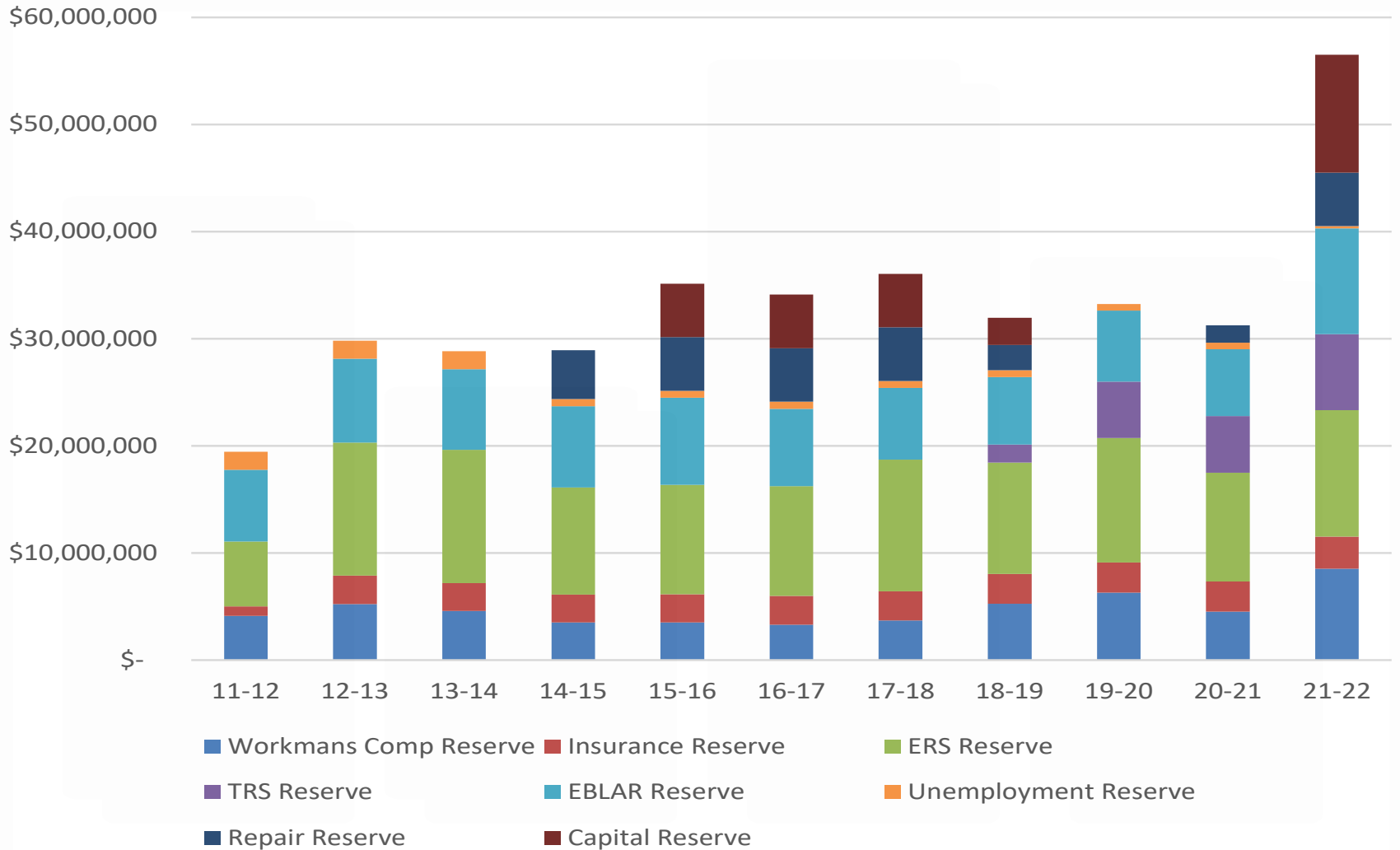
Unassigned FB as a % of Gross Expenditures
(General Fund)



Total Fund Balance as a % of Gross Expenditures
(General Fund)



Reserves

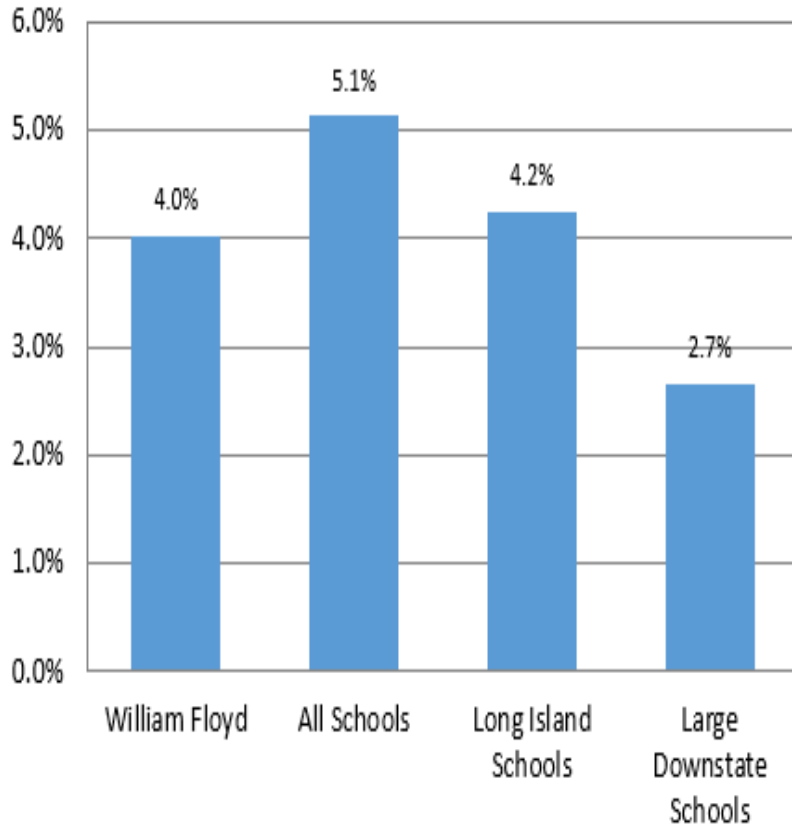


February 7, 2023




William Floyd's Fiscal Stress - OSC

Operating Surplus (Deficit) / Gross Expenditures



William Floyd's Fiscal Stress - OSC

Fiscal Stress Score



WF Fiscal Stress - Environmental

Fiscal Stress Environmental Indicators		Value		Score	
		2021	2022	2021	2022
1	Percentage of Economically Disadvantaged Students	63%	67%	8.33	16.67
2	Student to Teacher Ratio	13.20	13.28	10	10
3	Turnover Rate of All Teachers	9%	9%	0	0
4	Percent Change in Property Value	4.81%	4.32%	0	0
5	Budget Vote Approval Percent	74.28%	64.42%	0	10
6	Percent of English Language Learners	7%	8%	10	10

Total Points*

28.3

46.7

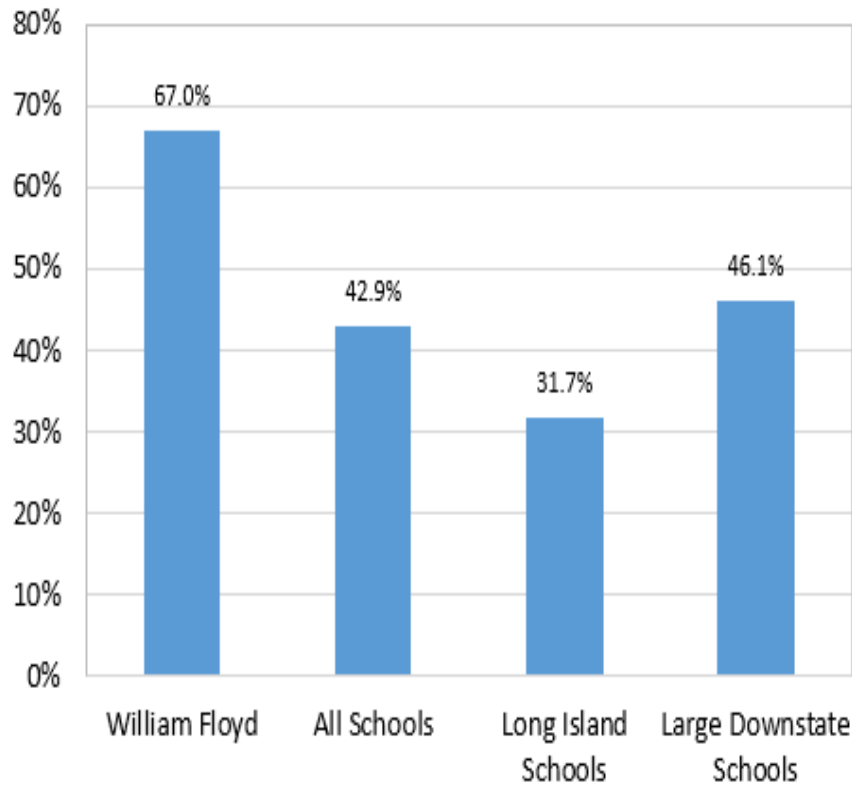
Score Classification

No Designation

Moderate
Environmental
Stress

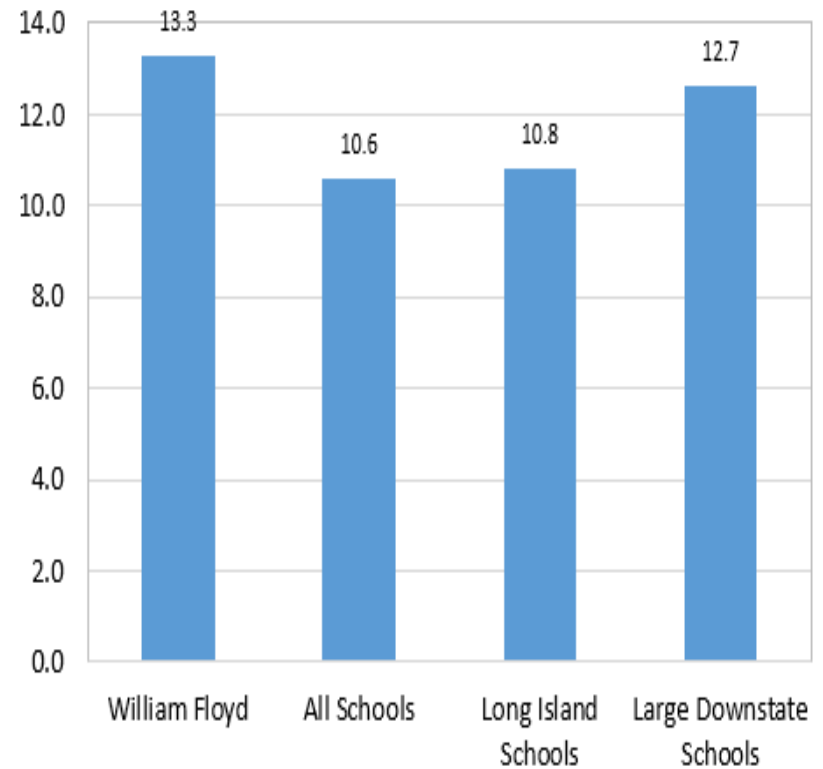
WF Fiscal Stress - Environmental

Economically Disadvantaged Students



Peer Group Size*: 669 122 18

Student to Teacher Ratio

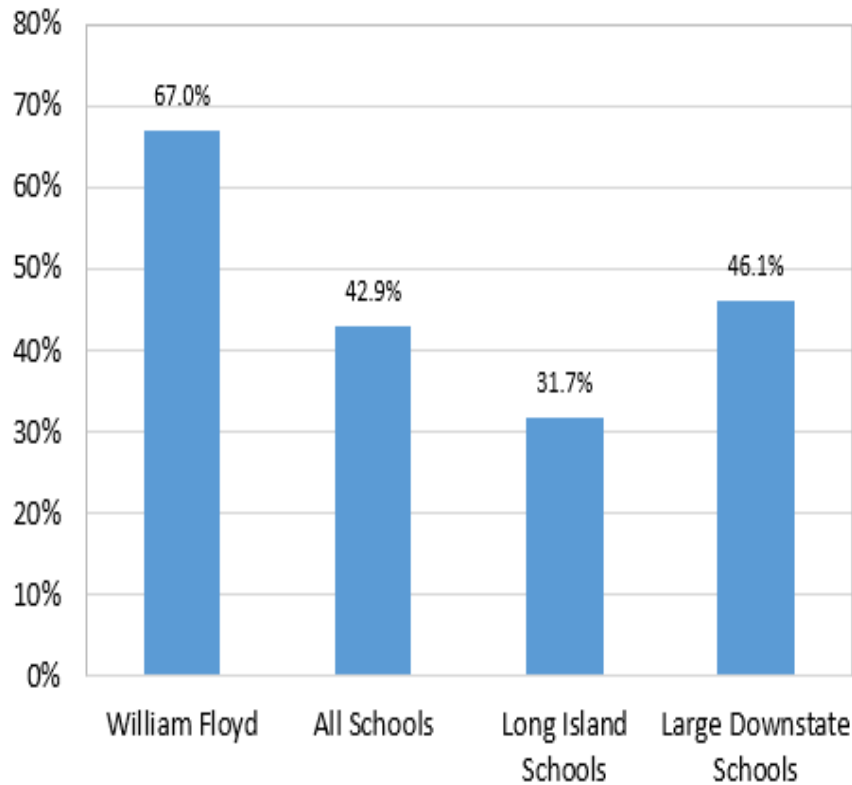


Peer Group Size*: 669 122 18



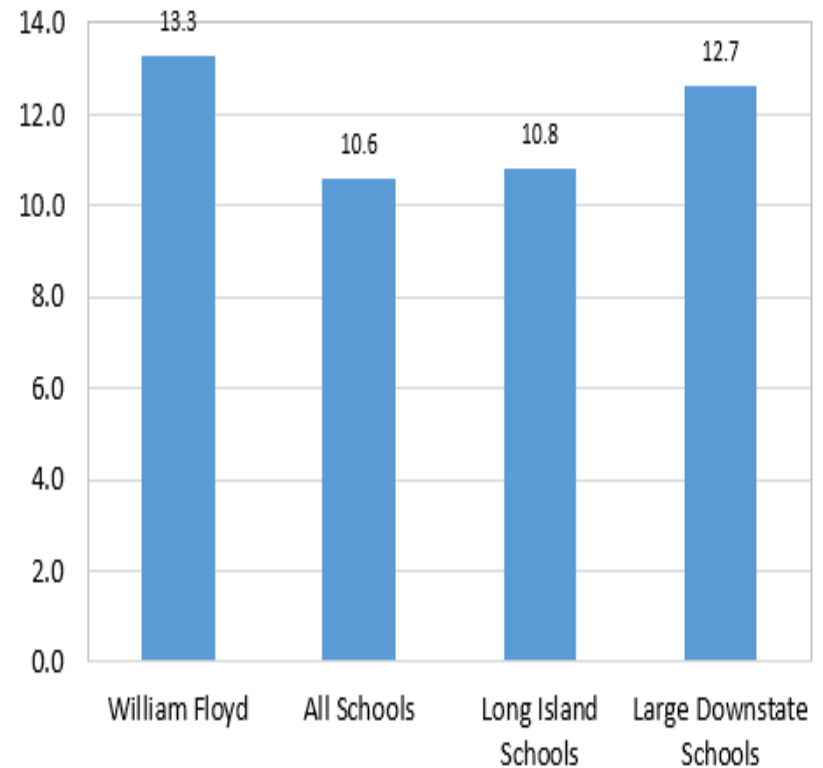
WF Fiscal Stress - Environmental

Economically Disadvantaged Students



Peer Group Size*: 669 122 18

Student to Teacher Ratio

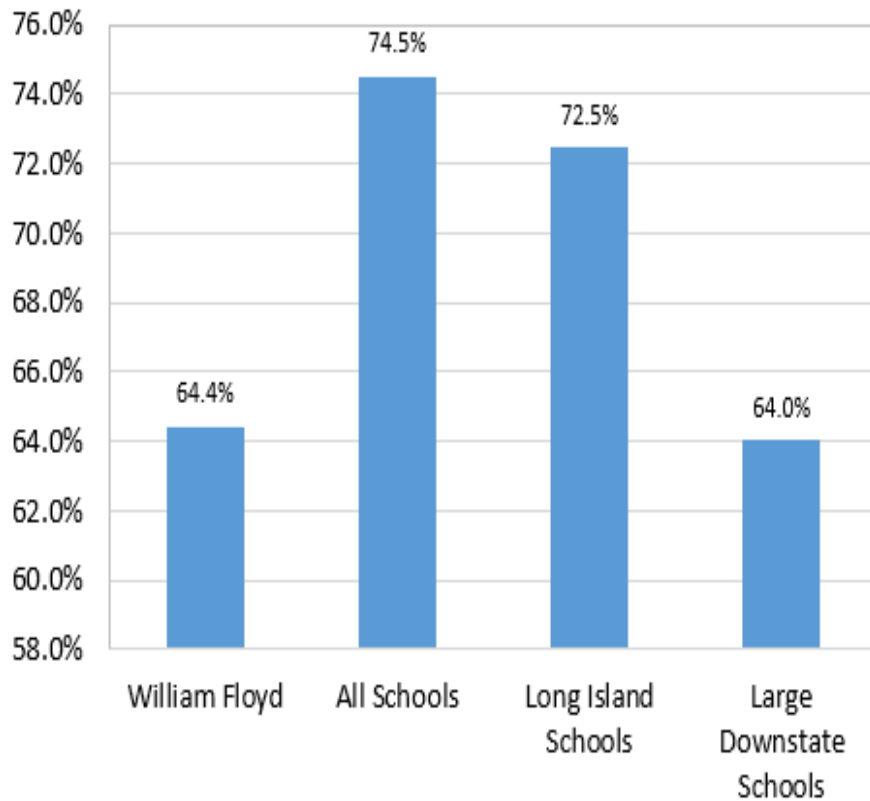


Peer Group Size*: 669 122 18



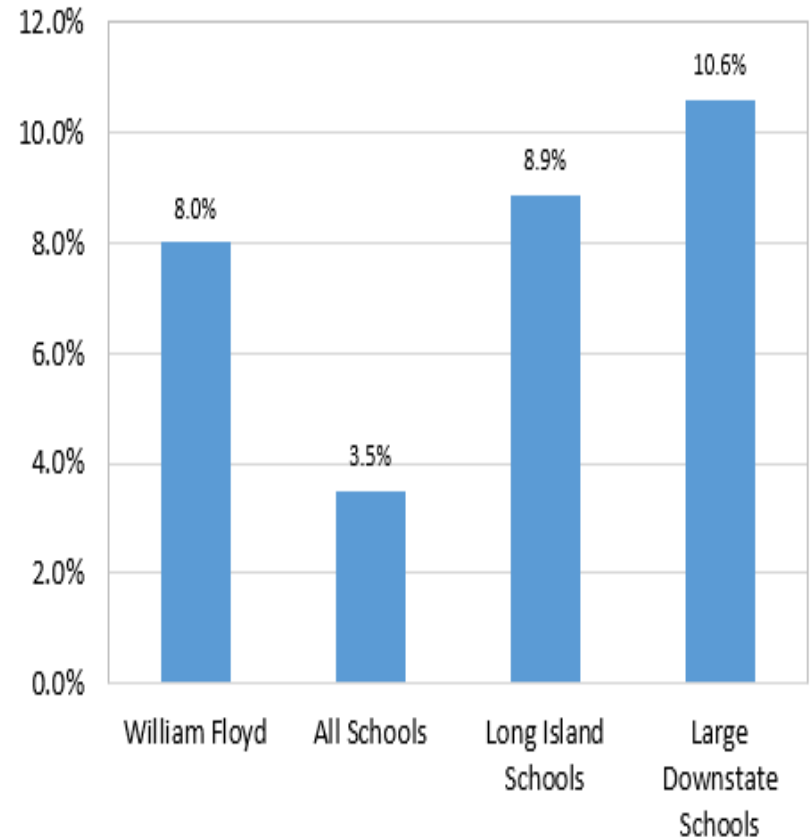
WF Fiscal Stress - Environmental

Budget Vote Approval



Peer Group Size*: 669 122 18

English Language Learners

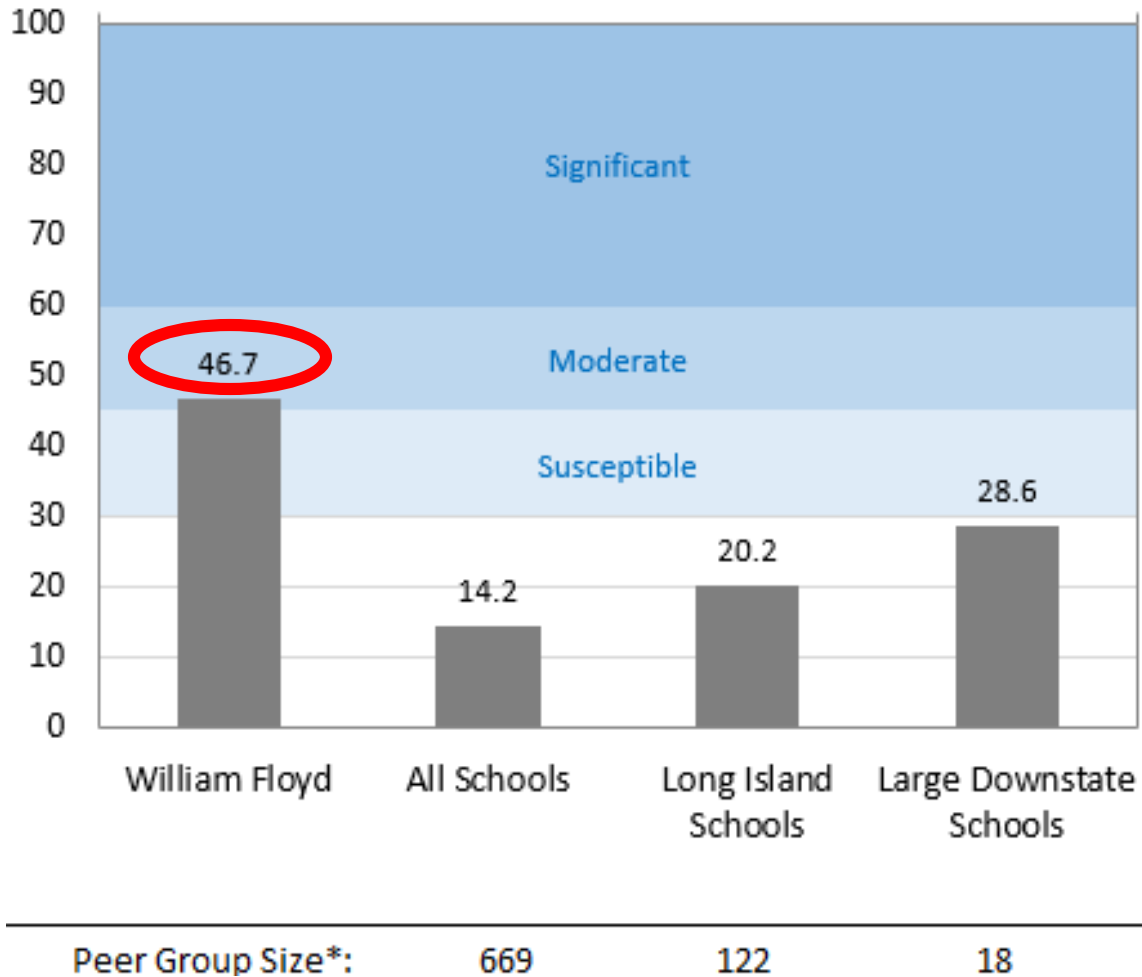


Peer Group Size*: 669 122 18



WF Fiscal Stress - Environmental

Environmental Stress Score





Thank You

- ~~Budget Advisory Meeting # 1 – February 7, 2023 6:30pm – 7:00pm~~
- Budget Advisory Meeting # 2 – March 7, 2023 6:30pm – 7:00pm
- Budget Advisory Meeting # 3 – March 21, 2023 6:30pm – 7:00pm
- Budget Adoption April 18, 2023 – 6:30pm – 7:00pm
- Annual Budget Hearing May 9, 2023 at 6:30pm - 7:00pm

Please email any questions to Budget@wfsd.k12.ny.us
Or call 631-874-1684

BUDGET VOTE & ELECTION IS MAY 16, 2023
7:00 AM – 9:00 PM
East Lobby of the High School

-Please Get Home Safely -

February 7, 2023

