

# PROJECT OVERSIGHT COMMITTEE

5<sup>th</sup> Annual Report

July 1, 2020 to June 30, 2021



Deltona Middle Replacement School



Beachside Elementary Front Elevation Concept (Ortona/Osceola Consolidated K5)

## Table of Contents

Project Oversight Committee Members .....	2
Project Oversight Committee Meeting Schedule .....	3
Meeting and Other Dates .....	3
Introduction .....	4
Revenues and Expenditures .....	4
Half Cent Sales Tax 2017-2031 .....	4
Resolution 2014-05 .....	7
Internal and External Influences .....	16
Legislation .....	17
Cost of Construction.....	18
Committee’s Recommendations/Conclusions .....	20

# Project Oversight Committee Members

**Mitch Aten**

Director of CRM, Enterprise Portals & Learning Systems  
Embry-Riddle Aeronautical University

**Sandy Burke Bishop**

Top Shelf Properties, LLC

**W. Ben Flowers, Jr.**

President/CEO  
Mainstreet Community Bank of Florida

**Jacob D. Lammers CPA**

Charles L. Belote & Associates P.A.

**Jim Mather**

President  
Paytas Homes

**Greg Ubienski**

InfiniSys Multifamily Technology

**M. Jayson Meyer**

Founder and CEO  
Synergy Billing

**Lisa Snead**

Chief Financial Officer  
Volusia County Schools

# Project Oversight Committee Meeting Schedule

The Committee presented their fourth annual report to the School Board on September 22, 2020.

## Meeting and Other Dates

- **July 16, 2020** - Regular Meeting
- **July 31, 2020** - Emergency Meeting - Capital Budget Update
- **August 20, 2020** - Regular Meeting
- **September 15, 2020** - Regular Meeting
- **November 19, 2020** - Regular Meeting
- **January 21, 2021** - Regular Meeting
- **February 18, 2021** - Regular Meeting
- **March 18, 2021** - Regular Meeting
- **April 15, 2021** - (Meeting Cancelled)
- **May 20, 2021** - Regular Meeting
- **June 17, 2021** - Regular Meeting

# Introduction

The Project Oversight Committee, as representatives of the citizens of Volusia County, present our 5th Annual Report to the Volusia County School Board as a record of the oversight activity that has occurred through Fiscal Year 2021, beginning on July 1, 2020 and ending June 30, 2021. Fiscal year 2021 is the fifth fiscal year in which the half cent sales tax, approved by voters on August 26, 2014, was collected with collections beginning on January 1, 2017.

Some of the highlights of the year included:

- Ortona/Osceola Elementary School Consolidation
- School Graduation Rates
- Deltona Middle School Master Plan
- High Performance Schools
- Avalon Park School Analysis

## Revenues and Expenditures

### Half Cent Sales Tax 2017-2031

Revenues from sales tax receipts, bond issues, project expenditures and debt service are shown on tables and charts below. Other funds that were used to supplement sales tax revenues included Local Capital Improvement Fund (LCIF) and Impact Fees for a total FY21 capital budget of \$70.2 million.

Sales tax revenues, distributed monthly by the state, came in at \$50.5 million collected through FY21.

In FY 2020-21 the School Board issued a \$80 million COPS Lease to fund the following major projects: a replacement school for Tomoka Elementary, Starke Elementary - Renovations, Woodward Elementary - Renovations and Additions, Orange City Elementary - Renovations and Classroom Additions. The historically low interest rates continue to be spurred by a strong economy creating a favorable climate to initiate these projects.

TABLE 1

## Sales Tax Revenues, Expenditures and Funds Remaining (Fund 3922)

Fiscal Year	Sales Tax Revenue	Interest Earnings & Misc.	Debt Service	Expenditures - Projects	Funds Remaining
2017	\$ 21,462,837	\$ 14,915	\$ 1,953,004	\$ 597,595	
2018	\$ 42,941,909	\$ 396,263	\$ 3,328,348	\$ 15,896,985	
2019	\$ 44,814,724	\$ 1,076,828	\$ 3,250,128	\$ 34,328,707	
2020	\$ 44,257,468	\$ 791,021	\$ 23,804,243	\$ 30,179,225	
2021	\$ 50,507,247	\$ 77,825	\$ 25,713,697	\$ 18,632,914	
Total	\$ 203,984,185	\$ 2,356,852	\$ 58,049,420	\$ 99,635,426	\$43,942,487

TABLE 2

## Sales Tax Bonds, Series 2016 Rev., Exp. and Funds Remaining (Fund 3923)

Fiscal Year	Bond Proceeds	Interest Earnings & Misc.	Expenditures - Projects	Funds Remaining
2017	\$ 40,000,000	\$ 132,457	\$ 18,344,732	
2018		\$ 205,517	\$ 15,631,433	
2019		\$ 87,329	\$ 4,092,528	
2020		\$ 25,364	\$ 1,978,417	
2021		\$ 32.84	\$ 403,590	
Total	\$ 40,000,000	\$ 450,700	\$ 40,450,700	\$ 0

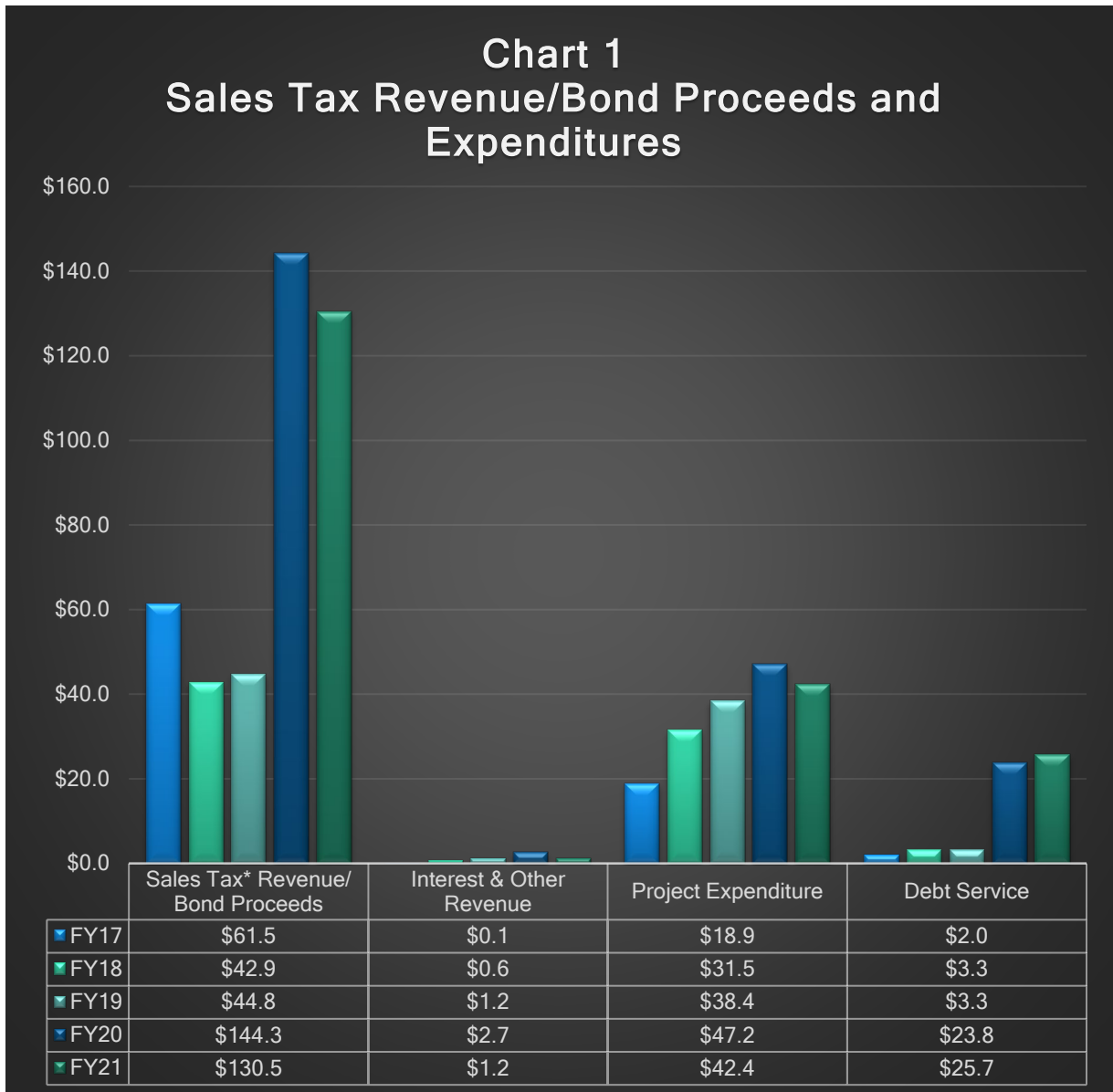
TABLE 3

## COPs 2019 - 100 m Bond (Fund 3961)

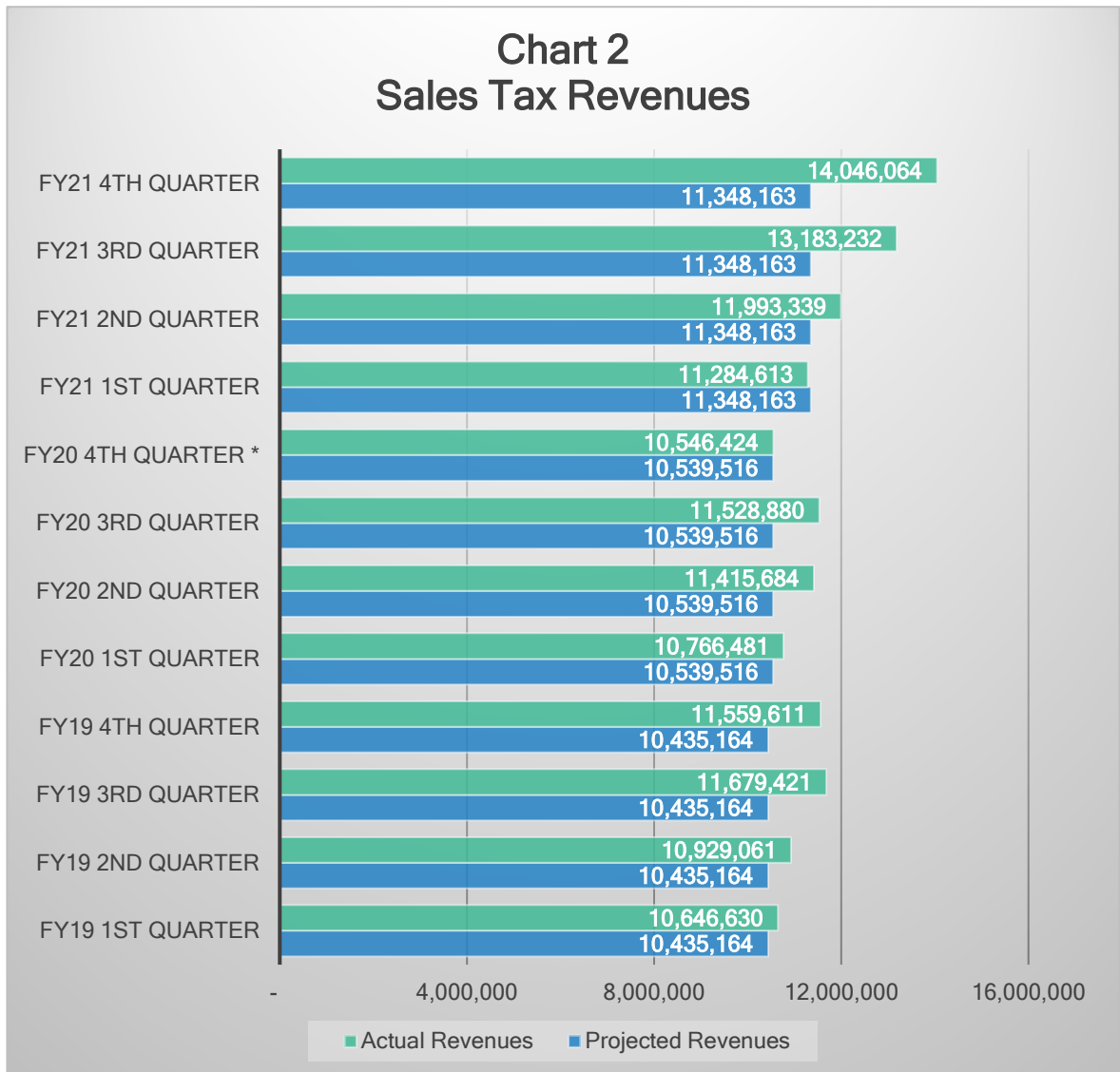
Fiscal Year	Bond Proceeds	Interest Earnings & Misc.	Expenditures - Projects	Funds Remaining
2020	\$ 100,000,000	\$ 1,905,343	\$ 15,044,431	
2021		\$ 1,168,104	\$ 23,372,860	
Total	\$ 100,000,000	\$ 3,073,447	\$ 38,417,291	\$ 64,656,156

TABLE 4  
COPs 2021 - 80 m Bond (Fund 3962)

Fiscal Year	Bond Proceeds	Interest Earnings & Misc.	Expenditures - Projects	Funds Remaining
2021	\$ 80,000,000	\$ 943	\$ 0	
<b>Total</b>	<b>\$ 80,000,000</b>	<b>\$ 943</b>	<b>\$ 0</b>	<b>\$ 80,000,943</b>







## Resolution 2014-05

### Recommended Project List

Reflecting estimated allocation over the 15-year term

Project Status Summary as of June 30, 2021

All projects are sales tax funded unless otherwise noted. Specific project budgets and expenditures are provided in [Attachment 1: Sales Tax Expenditures](#).



<b>SECURITY</b>	<b>\$45,000,000</b>
-----------------	---------------------

Security Enhancements: ALL SCHOOLS & BUSES

School needs vary. Security enhancements may include, but not be limited to, one or more of the following:

Cameras - In progress

Cypher Locks - In progress

Electronic Lock system - In Progress

Fencing - In Progress (site callbacks)

Impact Resistant Window Laminate - In Progress

Ridership Verification & Accountability System - Completed

After the tragic shooting at Marjory Stoneman Douglas High School on February 14th, 2018, the Volusia County School Board declared an emergency district-wide security fencing project at their March 27, 2018, board meeting. With this declaration, the school board directed that the remaining security project funds in the FY18 budget be directed towards security fencing for all district schools. Since the camera and lock projects were only in the planning phase, work on those projects was delayed and all funds were shifted to the new priority of security fencing.

During FY21 the focus for the annual \$2M security allocation included the installation of "storefront" style greeting areas in the main office areas, upgraded LED lighting for parking lots, and electronic locks. Additionally, while all single point of entry fencing projects were completed on all 70 campuses during FY 20, additional "callback" fencing requests from schools were revisited during FY 21.

<b>Total Security Project Expenditures to Date:</b>	<b>\$6,549,397</b>
---	--------------------

<b>TECHNOLOGY</b>	<b>\$135,000,000</b>
-------------------	----------------------

Classroom & School Based Technology Retrofits & Upgrades: All Schools - Ongoing

Career & Technology Education Upgrades: All Secondary Schools - Ongoing

High School Academies - Ongoing

Middle School Electives - Ongoing

District Based Technology Retrofits & Upgrades - Ongoing

Classroom & School Based Technology Retrofits & Upgrades: All Schools - Ongoing

Career & Technology Education Upgrades: All Secondary Schools - Ongoing

To illustrate the impacted categories funded with the \$9M annual allocation, the following table is provided:

Category	Proposed Spending	Actual
Student Computers	56.00%	56.00%
Teacher Computers	5.00%	9.00%
CTE Student Computers	3.00%	2.00%
Printers	1.00%	1.00%
Projectors/Display Panels	4.00%	3.00%
Multimedia & Audio Enhancement	1.00%	2.00%
Capital Projects	4.00%	3.00%
Device Supply (Break/Fix/Hotswap)	2.00%	1.00%
Infrastructure Expansion	24.00%	23.00%

Major items of focus are summarized as:

- More than 33,000 student laptops were assigned to all secondary students. The laptops offer touch screen and tablet/laptop dual functionality to assist all grade levels with academic needs and statewide computer-based testing.
- Refresh project to assign more than 2,500 laptops to teachers.
- Ongoing replacement of projection devices in the classroom.
- Phase 2 - the Federal eRate replacement network cabling project was completed at the high school and middle school sites. Phase 3 - The Federal eRate high schools and middle schools network connection to the District WAN was increased from 1G to 10G and the District WAN (affecting ALL district sites connected to the WAN) was increased from 10G to 40G.
- Technology was provided to support the Construction/Facility projects. Ongoing project to provide network switches to support the Meraki camera security cameras in the middle schools and high schools. Completed the upgrade of network switches and wireless access points in the middle schools and high schools. The elementary schools will be the next phase for this upgrade project to start in the fall of 2021. New devices include projectors, flat-panel monitors, flexible device storage, and wireless enabled devices to allow for streaming of content from staff/student Windows devices.

TECHNOLOGY						
<b>Total Technology Expenditures to Date</b>						<b>\$38,196,639</b>
SCIENCE CLASSROOM REMODELING: ALL MIDDLE SCHOOLS						
<b>Total Science Classroom Remodeling MS Project Expenditures to Date</b>						<b>\$ -</b>

## **NEW AND /OR REPLACEMENT SCHOOLS**

**\$111,000,000**

### **Pierson/Seville Elementary School Replacement:**

- Pierson Elementary opened in 2018
- Architect: BRPH Architects and Engineers
- Construction: Welbro Building Corporation

**Total Half Cent Sales Tax Project Expenditures to Date: \$ 21,774,889**

### **Chisholm Elementary School (Replacement on site):**

- Completion of Exhibit B: Buildings 400 and 500 (covered play area and kindergarten classrooms, respectively), and staff and Pre-K parking lot
- Architect: Rhodes & Brito
- Construction: H.J. High Construction, Inc.

**Total Half Cent Sales Tax Project Expenditures to Date: \$ 21,302,793**

### **George Marks Elementary School (Replacement on site):**

- The replacement school opened in time for the first day of school in August 2020.
- Architect: Harvard Jolly Architecture
- Construction: Wharton Smith, Inc

**Total Half Cent Sales Tax Project Expenditures to Date: \$ 16,978,299**

### **Deltona Middle School (Replacement on site):**

- Interior and exterior work in Areas 1 through 9 continues, with window assemblies installed, prime painting of exteriors, and walls and ceilings framed. HVAC ductwork materials were delivered, with work starting in June. Fire proofing spray completed. Contractor continues to work on the westside bus loop and dumpster enclosure.
- Architect: C.T. Hsu Architects
- Construction Management: CORE Construction

**Total Half Cent Sales Tax Project Expenditures to Date: \$24,746,413**

### **Beachside (Ortona/Osceola) Elementary School (Replacement on site-Ortona Elementary School):**

- The new consolidated K-5 school will be called Beachside Elementary following a community survey and Board approval in May 2021.
- The Ortona Elementary portable village on the Osceola Elementary campus was completed in June, with curriculum materials and furnishings currently staged in preparation for the new school year. The new Beachside Elementary will have 765 student stations, with a total square footage of 94,944 sf.

- The Guaranteed Maximum Price (GMP) for Exhibit A, which includes demolition, temporary utilities and site work was approved by the school board in July 2021. The GMP submitted by the construction manager was \$3,346,733.43.
- Architect: BRPH Architects-Engineers, Inc.
- Construction Management: Ajax Building Company, LLC

<b>Total Half Cent Sales Tax Project Expenditures to Date:</b>	<b>\$1,803,933</b>
--	--------------------

**Tomoka Elementary School (Replacement on site)**

<b>Total Half Cent Sales Tax Project Expenditures to Date:</b>	<b>\$ 0</b>
--	-------------

<b>Total New/Replacement Schools Expenditures to Date:</b>	<b>\$ 86,606,327</b>

<b>ATHLETICS &amp; PHYSICAL EDUCATION</b>	<b>\$15,000,000</b>
---	---------------------

**Track resurfacing/replacement & athletic fields: ALL HIGH SCHOOLS**

**All High Schools**

- Use of Ormond sports complex and Daytona Stadium.

<b>Total Half Cent Sales Tax Project Expenditures to Date</b>	<b>\$ 194,848</b>
---	-------------------

**Atlantic High School:**

- Track renovation completed
- Field lighting completed

<b>Total Half Cent Sales Tax Project Expenditures to Date</b>	<b>\$ 1,726,731</b>
---	---------------------

**DeLand High School:**

- Outdoor Restrooms.
- Replace bleachers at Baseball field
- Track renovation completed.
- Replace gym bleachers project postponed to future year

<b>Total Half Cent Sales Tax Project Expenditures to Date</b>	<b>\$ 533,448</b>
---	-------------------

**Deltona High School:**

- Track renovation completed
- Bid for gym bleachers replacement approved by the board April 13, 2021.
- Athletic Field

<b>Total Half Cent Sales Tax Project Expenditures to Date:</b>	<b>\$ 345,058</b>
--	-------------------

**Mainland High School:**

- One-year lease. Athletic Field renovation.
- Track renovation bid approved by the board June 2, 2021
- Field lighting bid approved by the board April 27, 2021

<b>Total Half Cent Sales Tax Project Expenditures to Date:</b>	<b>\$ 123,687</b>
--	-------------------

**New Smyrna Beach High School:**

- Municipal Stadium 10-year Agreement
- Track renovation bid approved by the board June 2, 2021

**Total Half Cent Sales Tax Project Expenditures to Date:** **\$ 481,336**

**Pine Ridge High School:**

- Track Renovation Completed

**Total Half Cent Sales Tax Project Expenditures to Date:** **\$ 361,469**

**Seabreeze High School:**

- One-year lease. Field renovation completed. Track renovation completed. Interlocal Agreement with City of Ormond Beach 10-year Agreement at Nova Recreation and Airport Sports Complex.

**Total Half Cent Sales Tax Project Expenditures to Date:** **\$ 703,643**

**Spruce Creek High School:**

- Resurface tennis court completed.
- Softball dugout and backstop renovations completed
- Track renovation completed

**Total Half Cent Sales Tax Project Expenditures to Date:** **\$ 627,933**

**T.D. Taylor Middle-High School:**

- Outdoor restroom installed.

**Total Half Cent Sales Tax Project Expenditures to Date:** **\$ 177,203**

**University High School:**

- Outdoor restroom installed. Field lighting completed.
- Field lighting

**Total Half Cent Sales Tax Project Expenditures to Date:** **\$ 695,738**

<b>Total Athletics/Physical Education Expenditures to Date:</b>	<b>\$ 5,971,094</b>

<b>SPECIFIC &amp; SIGNIFICANT RENOVATIONS</b>	<b>\$100,000,000</b>
---	----------------------

**ELEMENTARY SCHOOLS****Enterprise Elementary School:**

- Classroom renovations/replacement

**Total Half Cent Sales Tax Project Expenditures to Date:** **\$ -**

**McInnis Elementary School:**

- Project to connect school to potable water and/or sanitary sewer established by the board September 2020
- Substantial completion of media center retrofit, August 2021.

**Total Half Cent Sales Tax Project Expenditures to Date:** **\$ 41,347**

**Orange City Elementary School:**

- Classroom renovations & additions, site improvements/circulation

**Total Half Cent Sales Tax Project Expenditures to Date:** **\$ -**

**Palm Terrace Elementary School:**

- Media center retrofit completed

**Total Half Cent Sales Tax Project Expenditures to Date:** **\$341,066**

**Read-Pattillo Elementary School:**

- New construction: administration/guidance, classroom renovations, exterior walls, site improvement/circulation

**Total Half Cent Sales Tax Project Expenditures to Date:** **\$ -**

**Starke Elementary School:**

- Doors, ceiling & lights and interior finishes including electrical, restroom renovations.
- Media center reroof initiated

**Total Half Cent Sales Tax Project Expenditures to Date:** **\$ 122,306**

**Westside Elementary School:**

- Construction of new cafeteria and remodeling of existing cafeteria into new learning and administrative spaces completed in May 2021. Remodeled and renovated spaces will be ready for occupancy SY 2021-2022.

**Total Half Cent Sales Tax Project Expenditures to Date:** **\$ 923,578**

**Woodward Elementary School:**

- The Board approved in February 2021 the re-use of the Westside renovations and additions plan for the Woodward Avenue project.

**Architect: Hall & Ogle Architects**

- Construction Management: WELBRO Building Corporation

**Total Half Cent Sales Tax Project Expenditures to Date:** **\$ -**

**MIDDLE SCHOOLS**

**New Smyrna Beach Middle School:**

- Completed: Cafeteria building and media center renovation
- Started construction of classroom addition, site work, circulation, façade upgrade, campus-wide HVAC, ceilings and lighting.

**Total Half Cent Sales Tax Project Expenditures to Date:** **\$ 5,116,942**

**Silver Sands Middle School:**

- Started construction of security and administration relocation project.

**Total Half Cent Sales Tax Project Expenditures to Date:** \$ -

**DeLand Middle School:**

- Completed Campus wide HVAC ceiling and lighting renovation project. Half cent sales tax funding accounted for some of total project funding.

**Total Half cent sales tax expenditure to date:** \$1,384,997

**Southwestern Middle School:**

- Media Center retrofit completed

**Total Half cent sales tax expenditure to date:** \$ 496,732

**HIGH SCHOOLS**

**Atlantic High School:**

- HVAC replacement, ceiling & lighting, electric service upgrade, roof replacement, auditorium renovations, window replacement, technology lab conversion.
- Completed HVAC renovations for buildings 3, 4, 5 and chiller replacement for building 5. Completed media center retrofit. Initiated roof replacement design and fire alarm and intercom replacement design. Replaced doors. Renovated aquaculture lab.
- Began Building 6 HVAC & lighting upgrades

**Total Half Cent Sales Tax Project Expenditures to Date:** \$ 5,319,493

**DeLand High School:**

- Completed media center retrofit.
- Began HVAC upgrades Buildings 3, 4 & 19

**Total Half Cent Sales Tax Project Expenditures to Date:** \$ 645,264

**Deltona High School:**

- Windows and doors replacement, technology lab conversion
- Completed media center retrofit.

**Total Half Cent Sales Tax Project Expenditures to Date:** \$ 384,742

**Pine Ridge High School:**

- Upgrade of HVAC, ceiling and lighting for Buildings 6 and 7 initiated; expected completion is in August 2021.
- Substantial completion of campus wide re-roofing project
- HVAC replacement, ceiling & lighting, electric service upgrade, roof replacement, technology lab conversion, culinary lab
- Completed second phase of replacing chillers and renovating HVAC for buildings 2, 3, 4 and 5. Proceeded with design and construction of total roof replacement. Began HVAC, ceiling and lighting



renovations for building 8. Completed media center retrofit.

- Campus wide re-roof
- Upgrade HVAC, ceiling, and lighting for buildings 9 and 10.

**Total Half Cent Sales Tax Project Expenditures to Date:** **\$ 9,546,775**

**Seabreeze High School:**

- Exterior door replacement, Buildings 8 & 9 classroom renovations
- Completed window and door replacement in buildings 7 - 11 and began an upgrade to the chiller plant. Completed media center retrofit.
- Completed new chiller plant.
- Reroof media center

**Total Half Cent Sales Tax Project Expenditures to Date:** **\$ 1,126,359**

**Spruce Creek High School:**

- HVAC Replacement, electric service upgrades
- Installed a 35 Ton A/C Unit on Cafeteria, Controls & Roof Curb. Began architectural and engineering evaluation of all building systems and envelope with recommendations for remodeling, renovations, and classroom addition.
- Completed gymnasium renovations

**Total Half Cent Sales Tax Project Expenditures to Date:** **\$ 286,924**

<b>Total Specific and Significant Project Expenditures to Date:</b>	<b>\$ 25,736,524</b>
---	----------------------

## ADDITIONAL PROJECTS - HALF CENT SALES TAX

Funds for technology have been allocated from the Half-Cent Sales Tax for both new Enterprise Resource Planning (ERP) and Student Information Systems (SIS) systems. The combined budget for ERP and SIS was \$3.8M in FY21 and actual FY21 expenditures of \$2.5M.

Between FY19-FY21, a total of \$3.6M was budgeted to cover the Oracle and FOCUS software subscriptions (SaaS).

### Enterprise Resource Planning (ERP) System

Oracle Fusion-Budgeting and Financial components went live February 1 and July 1, 2019, respectively.

**Total Half Cent Sales Tax Project Expenditures to Date:** **\$13,727,017**

### Student Information System (SIS)

FOCUS is a Florida-based cloud system that will seamlessly integrate all of our student data including scheduling, grade book, registration, attendance and parent portal and will “allow administrators, teachers, parents, and students to concentrate on what matters... a quality education that prepares students to excel in today’s competitive global community.”

With cloud-based systems we will need less on-site support from our technology team, and that will insure employees will be working on the most current software with constantly improved functionality.

FOCUS successfully went live on July 31, 2019.

Total Half Cent Sales Tax Project Expenditures to Date: \$2,785,577

Total Other Project Expenditures to Date:	\$16,512,594
---	--------------

### Debt Service on Sales Tax Bonds and COPs Issued

Debt service is paid on sales tax bonds and COPs leases issued to pay for projects in advance of collecting Half-Cent Sales Tax. This allows projects to be completed sooner than if the projects were completed on a pay-as-you-go basis. These expenditures include principal and debt payments.

Total Half Cent Sales Tax Project Expenditures to Date:	\$65,254,183
---	--------------

<b>GRAND TOTAL HALF CENT SALES TAX PROJECT EXPENDITURES TO DATE</b>	<b>\$244,826,758</b>
---	----------------------

## Internal and External Influences

The Committee recognizes that there are issues that extend beyond the district's control yet impact the capital program.

**Pandemic** – There is no one among us that can argue that Covid-19 has not impacted our community, state, and country in ways that we could not imagine. While this topic has had many social, economic, and political implications, we would only like to remain neutral and focus on the impacts that Covid-19 has had on the Capital projects funded by the Half Cent Sales Tax. Delays in project timelines, costs of materials, and shortages of labor are all well documented side effects. The schedule for the Ortona Elementary/Osceola Elementary consolidation project was negatively impacted. While the project is behind schedule, it is now moving forward in the manner initially recommended by the Project Oversight Committee. Additionally, the Deltona Middle School project was delayed due to the unexpected complications with the support pilings. The pandemic delays may not have had a direct impact and may have helped absorb and mitigate the delays to the school opening schedule. All things considered, we believe that District staff performed as well as possible, continuing to push forward and adjust with the projects in motion and with future planning.

**Superintendent and Cabinet Turnover** – Volusia County Schools has a rich history of stability and continuity within executive leadership. Effective school boards know that this stability is vital to student and district achievement. Since voter approval of the Half Cent Sales Tax program in August 2014, Volusia County Schools has experienced a considerable amount of turnover within the executive ranks. While turnover is not unexpected or unwelcome, it is notable the impact that this instability can have on a school district. Since the onset of the sales tax program, Volusia County Schools has experienced turnover in all Board Member positions and has seen 5 individuals appointed to the Superintendent (and Interim Superintendent) position. All individuals filling the Cabinet level positions have been replaced over the last 1-2 years, including the COO, CHRO, CIO, and CFO positions. This instability causes fear and uncertainty amongst the staff, and ultimately hinders progress on District goals, including the Capital Projects funded by the Half Cent Sales Tax. The Project Oversight Committee recognizes that there are times when turnover can be a catalyst for positive change and is needed to help grow the district tangibly and intangibly. We encourage the School Board and Superintendent to support the individuals that have been selected for these roles and foster longevity in these positions. District leadership can encourage success within the district by being greater advocates for their community, supporting district staff to impact lower turnover rates, positively impact student achievement, and provide greater growth opportunities through collaborative leadership.

**1 to 1 Technology** – In January 2021, the District took a major step towards becoming a 1-to-1 technology District through the distribution of 33,000 laptops to secondary students. What once seemed like a dream, has been made a reality by the half-cent sales tax. This program allows students in middle and high schools to use the laptops in school and take them home daily for homework and projects. Research shows that 1-to-1 laptop programs increase student achievement and helps bridge the gap among students creating digital equality. The next phase of this project is already in motion and seeks to bring 1-to-1 technology to elementary students during the 2021-2022 school year. We are excited to see the fruits of this investment, and anticipate the positive impacts this initiative will have for the District.

**Delayed Maintenance of Major Systems** – In this Fiscal Year, VCS staff presented a compelling report (**Attachment 2**) that outlined the fiscal impact of delayed maintenance on major systems at our schools. This report outlined the current status of HVAC systems to illustrate the domino effect of underfunding the maintenance of these systems. This report highlighted the Age, Life Expectancy, and condition of HVAC systems at all VCS schools. It is disturbing to note that 17 out of 69 (~25%) of the HVAC systems are considered *near* or *beyond* their actual life expectancy. As these systems age, they become less efficient and are overall more costly to maintain than modern systems. Based on their projections, VCS staff expect maintenance and replacement costs to average about \$15 million annually over the next 10 years. While this sounds costly, it is important to recognize the need to support the replacement of these older systems, with systems that are more energy efficient to help reduce the annual operating costs of these units. For instance, the annual maintenance costs for one of the more costly schools is \$0.95 per square foot annually. While many of the newer energy efficient HVAC systems cost between \$0.10 and \$0.15 per square foot, with one new school/HVAC system as little as \$0.05 per square foot. While this report focused on HVAC systems, the same holds true for other systems including lighting, electrical, roofing, windows, and athletic tracks.

## Legislation

**Facilities Usage** -The DOE will now take the district's Florida Inventory of School Houses

(FISH) report and provide an annual list of all underused, vacant, or surplus facilities, which a hope operator could then demand to use. The DOE list will be released on January 1<sup>st</sup> every year, at which point districts will have 30 days to provide evidence of any errors. Then, by April 1, the DOE will publish the final list.

**Impact Fees** - HB 337 adds several restrictions to local governments and their use of impact fees, particularly with respect to raising the amount of the fees. **“Infrastructure”** now includes school buses and necessary equipment for bus usage. If a fee is going to be increased less than 25%, that increase must be implemented in two equal parts over two years. If the fee is going to increase between 25 and 50%, the increase has to be implemented over 4 annual, equal adjustments. No impact fee can increase more than 50% of the current rate, and impact fees cannot be increased more than once every four years. The only exception requires a new rational nexus test that is backed by a recent study, at least two public meetings, and a two-thirds vote by the governing body. These limitations on the fees are retroactive to January 1, 2021.

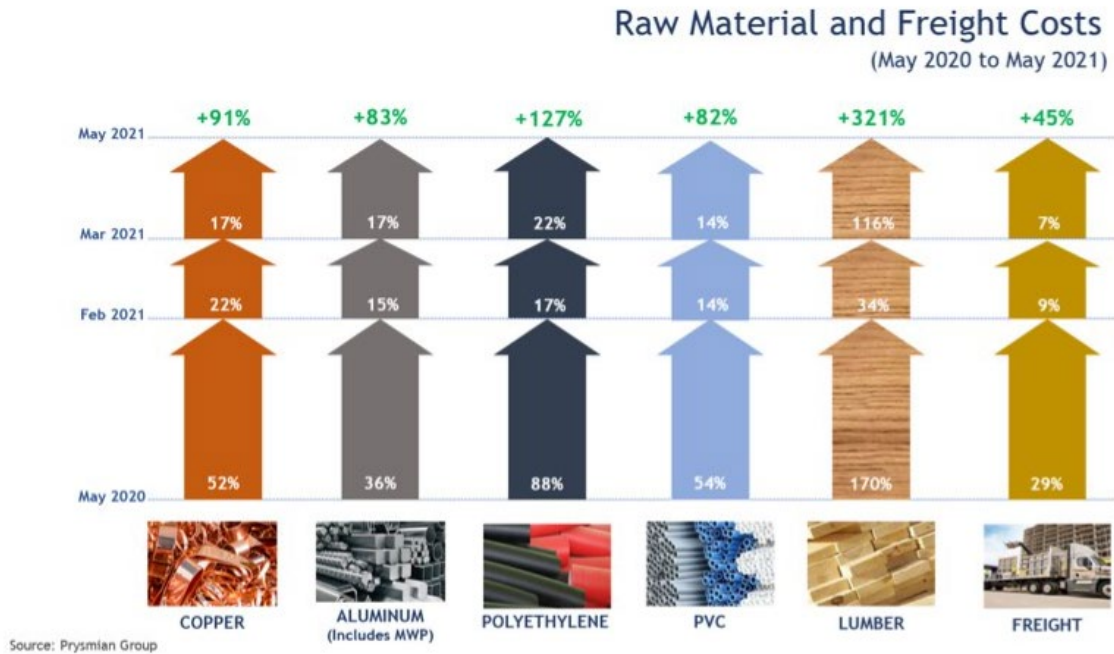
**School District's Annual Financial Report** - will need to include an affidavit from the Chief Financial Officer attesting that, to the best of his or her knowledge, all impact fees were collected and spent in accordance with the statute and with the local ordinance or resolution establishing the fees and that they complied with the spending period established in the local ordinance or resolution.

**Alyssa's Law** or SB 70 was passed during the 2020 Legislative session, effective for the 21-22 School Year, requires a districtwide Mobile Panic Alert System. The School Board implemented a Panic Alert System through CENTEGIX Panic System. It was funded with Elementary and Secondary Relief Grant Funds.

## Cost of Construction

Construction costs are continuing to soar due to challenges in the supply chain caused by the global pandemic. The timeliness of deliveries and the cost of obtaining goods was greatly impacted both in 2019 and 2020. Commodity prices continue to climb. A few examples are listed below.

# Raw Material & Freight Costs



# Committee's Recommendations/Conclusions

The 2020-2021 school year will be known as a year of adaptation and resiliency. The incredible fortitude of our students and teachers, is a direct reflection of the strong community that we, the Project Oversight Committee, represent. It is humbling and uplifting to hear the stories of successes that have emerged, like a phoenix from the ashes, from this persistent pandemic. The 2020-2021 school year required everyone to reach a little deeper, be a little more creative, exercise more flexibility, and become more sympathetic to ensure every student was setup for success. Volusia County Schools encountered obstacles socially, economically, and politically that had never been faced before. Through persistence and dedication, the District continues to provide a quality education system for the students of Volusia County.

The Project Oversight Committee, as appointed representatives of the citizens of Volusia County, are tasked with providing oversight of the spending of funds generated by the Half Cent Sales Tax, as committed by the Citizens of Volusia County. We bear no responsibility for this spending and are only entrusted with ensuring The Volusia County School Board and the District staff remain accountable to the citizens of Volusia County. We ensure that the District's capital spending remains in accordance with the original capital project list presented and approved by the voters in 2014. Ultimately, these spending decisions remain with the members of the Volusia County School Board. The Project Oversight Committee holds this as the foundation of our oversight and strive to remain adequately informed of all decisions regarding the spending of these funds. By doing this, we can provide assurance to the voters that they "get what they paid for" through our half cent sales tax funds.

The challenges that are faced in this moment, should be considered opportunities. Opportunities to move away from the cultural and political norms, towards a norm that places the student at the forefront. Doing this may not always please our constituents but seizing these moments will help build the foundation of a legacy that will endure. We believe that District Staff have maintained a high level of transparency throughout this past year and continues to provide timely updates on capital projects. As we complete our 5th year of oversight, on behalf of the taxpayers of Volusia County, we reaffirm our confidence that our tax dollars are being utilized in a responsible manner.

## **Attachment 1**

### **Sales Tax Expenditures**



**SALES TAX EXPENDITURES**

<b>Fund Source</b>	<b>Project No.</b>	<b>Organization</b>	<b>Project Name</b>	<b>Project Type</b>	<b>Budget</b>	<b>Expenditures</b>
3922	46820	Facilities Administration	All High Schools - Athletic Facility Leases	Athletics & Physical Education	206,724	-
3922	46820	Facilities Administration	All High Schools - Athletic Facility Leases	Athletics & Physical Education	-	27,124
3922	46820	Facilities Administration	All High Schools - Athletic Facility Leases	Athletics & Physical Education	(84,942)	-
3922	46820	Planning and Business Services	All High Schools - Athletic Facility Leases	Athletics & Physical Education	15,058	-
3922	46820	Planning and Business Services	All High Schools - Athletic Facility Leases	Athletics & Physical Education	-	100,000
3922	46820	Planning and Business Services	All High Schools - Athletic Facility Leases	Athletics & Physical Education	84,942	-
3922	46830	Atlantic High School	Atlantic HS - Athletic Field Lighting	Athletics & Physical Education	1,988	-
3922	46850	Mainland High School	Mainland HS - Athletic Field Lighting	Athletics & Physical Education	1,191,302	-
3922	46850	Mainland High School	Mainland HS - Athletic Field Lighting	Athletics & Physical Education	(371,534)	-
3922	46850	Mainland High School	Mainland HS - Athletic Field Lighting	Athletics & Physical Education	(117)	-
3922	46850	Mainland High School	Mainland HS - Athletic Field Lighting	Athletics & Physical Education	7,260	-
3922	46850	Mainland High School	Mainland HS - Athletic Field Lighting	Athletics & Physical Education	10,524	10,524
3922	46850	Mainland High School	Mainland HS - Athletic Field Lighting	Athletics & Physical Education	117	1,317
3922	46850	Mainland High School	Mainland HS - Athletic Field Lighting	Athletics & Physical Education	-	1,500
3922	46850	Mainland High School	Mainland HS - Athletic Field Lighting	Athletics & Physical Education	11,955	11,955
3922	46850	Mainland High School	Mainland HS - Athletic Field Lighting	Athletics & Physical Education	-	1,438
3922	46850	Mainland High School	Mainland HS - Athletic Field Lighting	Athletics & Physical Education	1,438	-
3922	46850	Mainland High School	Mainland HS - Athletic Field Lighting	Athletics & Physical Education	835	-
3922	46850	Mainland High School	Mainland HS - Athletic Field Lighting	Athletics & Physical Education	-	835
3922	46870	Seabreeze High School	Seabreeze HS - Athletic Field Renovation	Athletics & Physical Education	-	1,954
3922	46870	Seabreeze High School	Seabreeze HS - Athletic Field Renovation	Athletics & Physical Education	1,954	-
3922	46870	Seabreeze High School	Seabreeze HS - Athletic Field Renovation	Athletics & Physical Education	-	1,995
3922	46870	Seabreeze High School	Seabreeze HS - Athletic Field Renovation	Athletics & Physical Education	1,995	-
3922	47390	Seabreeze High School	Seabreeze HS - Track	Athletics & Physical Education	3,134	-
3922	47750	Atlantic High School	Atlantic High - Replace Track	Athletics & Physical Education	-	113,900
3922	47750	Atlantic High School	Atlantic High - Replace Track	Athletics & Physical Education	-	145,400
3922	47750	Atlantic High School	Atlantic High - Replace Track	Athletics & Physical Education	-	176,720
3922	47750	Atlantic High School	Atlantic High - Replace Track	Athletics & Physical Education	562,039	-
3922	47750	Atlantic High School	Atlantic High - Replace Track	Athletics & Physical Education	-	14,750
3922	47750	Atlantic High School	Atlantic High - Replace Track	Athletics & Physical Education	-	171,600
3922	47750	Atlantic High School	Atlantic High - Replace Track	Athletics & Physical Education	-	58,355
3922	47750	Atlantic High School	Atlantic High - Replace Track	Athletics & Physical Education	118,686	-
3922	47750	Atlantic High School	Atlantic High - Replace Track	Athletics & Physical Education	-	(113,900)
3922	47750	Atlantic High School	Atlantic High - Replace Track	Athletics & Physical Education	-	198
3922	47750	Atlantic High School	Atlantic High - Replace Track	Athletics & Physical Education	-	198
3922	47750	Atlantic High School	Atlantic High - Replace Track	Athletics & Physical Education	-	114
3922	47750	Atlantic High School	Atlantic High - Replace Track	Athletics & Physical Education	2,113	-
3922	47750	Atlantic High School	Atlantic High - Replace Track	Athletics & Physical Education	-	(198)
3922	47750	Atlantic High School	Atlantic High - Replace Track	Athletics & Physical Education	9,843	9,843
3922	47750	Atlantic High School	Atlantic High - Replace Track	Athletics & Physical Education	-	2,514
3922	47750	Atlantic High School	Atlantic High - Replace Track	Athletics & Physical Education	-	1,896
3922	47750	Atlantic High School	Atlantic High - Replace Track	Athletics & Physical Education	8,820	2,205
3922	47750	Atlantic High School	Atlantic High - Replace Track	Athletics & Physical Education	-	882
3922	47750	Atlantic High School	Atlantic High - Replace Track	Athletics & Physical Education	-	882
3922	47750	Atlantic High School	Atlantic High - Replace Track	Athletics & Physical Education	-	441
3922	47751	Deltona High School	Deltona High - Replace Track	Athletics & Physical Education	-	32,500
3922	47751	Deltona High School	Deltona High - Replace Track	Athletics & Physical Education	-	207,000
3922	47751	Deltona High School	Deltona High - Replace Track	Athletics & Physical Education	340,378	-
3922	47751	Deltona High School	Deltona High - Replace Track	Athletics & Physical Education	-	6,500
3922	47751	Deltona High School	Deltona High - Replace Track	Athletics & Physical Education	(80,778)	-
3922	47751	Deltona High School	Deltona High - Replace Track	Athletics & Physical Education	-	(5,800)
3922	47751	Deltona High School	Deltona High - Replace Track	Athletics & Physical Education	3,829	3,829
3922	47751	Deltona High School	Deltona High - Replace Track	Athletics & Physical Education	-	3,201
3922	47751	Deltona High School	Deltona High - Replace Track	Athletics & Physical Education	-	2,001

**SALES TAX EXPENDITURES**[illegible]

**SALES TAX EXPENDITURES**

Fund Source	Project No.	Organization	Project Name	Project Type	Budget	Expenditures
3922	47819	Mainland High School	Mainland High - Renovate Tracks	Athletics & Physical Education	-	6,765
3922	47819	Mainland High School	Mainland High - Renovate Tracks	Athletics & Physical Education	34,500	2,183
3922	47819	Mainland High School	Mainland High - Renovate Tracks	Athletics & Physical Education	-	1,091
3922	47819	Mainland High School	Mainland High - Renovate Tracks	Athletics & Physical Education	-	364
3922	47820	New Smyrna Beach High School	New Smyrna Beach High - Renovate Tracks	Athletics & Physical Education	550,000	-
3922	47820	New Smyrna Beach High School	New Smyrna Beach High - Renovate Tracks	Athletics & Physical Education	(34,915)	-
3922	47820	New Smyrna Beach High School	New Smyrna Beach High - Renovate Tracks	Athletics & Physical Education	(64,263)	822
3922	47820	New Smyrna Beach High School	New Smyrna Beach High - Renovate Tracks	Athletics & Physical Education	-	4,985
3922	47820	New Smyrna Beach High School	New Smyrna Beach High - Renovate Tracks	Athletics & Physical Education	-	1,390
3922	47820	New Smyrna Beach High School	New Smyrna Beach High - Renovate Tracks	Athletics & Physical Education	6,375	-
3922	47820	New Smyrna Beach High School	New Smyrna Beach High - Renovate Tracks	Athletics & Physical Education	6,934	6,934
3922	47820	New Smyrna Beach High School	New Smyrna Beach High - Renovate Tracks	Athletics & Physical Education	-	1,030
3922	47820	New Smyrna Beach High School	New Smyrna Beach High - Renovate Tracks	Athletics & Physical Education	-	4,098
3922	47820	New Smyrna Beach High School	New Smyrna Beach High - Renovate Tracks	Athletics & Physical Education	-	2,732
3922	47820	New Smyrna Beach High School	New Smyrna Beach High - Renovate Tracks	Athletics & Physical Education	-	1,135
3922	47820	New Smyrna Beach High School	New Smyrna Beach High - Renovate Tracks	Athletics & Physical Education	-	4,092
3922	47820	New Smyrna Beach High School	New Smyrna Beach High - Renovate Tracks	Athletics & Physical Education	28,540	2,746
3922	47820	New Smyrna Beach High School	New Smyrna Beach High - Renovate Tracks	Athletics & Physical Education	-	1,030
3922	47820	New Smyrna Beach High School	New Smyrna Beach High - Renovate Tracks	Athletics & Physical Education	-	343
3922	69900	Financial Services	Transfers - Capital	Debt Service	-	650,000
3922	69900	Financial Services	Transfers - Capital	Debt Service	1,925,163	-
3922	69900	Financial Services	Transfers - Capital	Debt Service	650,000	962,582
3922	69900	Financial Services	Transfers - Capital	Debt Service	4,450,000	4,450,000
3922	69900	Financial Services	Transfers - Capital	Debt Service	66,491	-
3922	69900	Financial Services	Transfers - Capital	Debt Service	179,895	-
3922	69900	Financial Services	Transfers - Capital	Debt Service	(66,491)	1,142,476
3922	69900	Financial Services	Transfers - Capital	Debt Service	-	272,958
3922	69900	Financial Services	Transfers - Capital	Debt Service	-	272,958
3922	69900	Financial Services	Transfers - Capital	Debt Service	-	272,958
3922	69900	Financial Services	Transfers - Capital	Debt Service	25,722,185	272,854
3922	69900	Financial Services	Transfers - Capital	Debt Service	-	272,854
3922	69900	Financial Services	Transfers - Capital	Debt Service	-	2,305,827
3922	69900	Financial Services	Transfers - Capital	Debt Service	-	272,854
3922	69900	Financial Services	Transfers - Capital	Debt Service	-	272,854
3922	69900	Financial Services	Transfers - Capital	Debt Service	-	272,854
3922	69900	Financial Services	Transfers - Capital	Debt Service	-	272,854
3922	69900	Financial Services	Transfers - Capital	Debt Service	-	272,854
3922	69900	Financial Services	Transfers - Capital	Debt Service	(8,783)	20,678,721
3922	45190	Pierson Elementary School	Pierson Elm - Replacement	New and/or Replacement Schools	3,733	-
3922	45190	Pierson Elementary School	Pierson Elm - Replacement	New and/or Replacement Schools	(3,715)	-
3922	45400	Chisholm Elementary School	Chisholm Elm - Replacement	New and/or Replacement Schools	-	16,730
3922	45400	Chisholm Elementary School	Chisholm Elm - Replacement	New and/or Replacement Schools	107,070	82,218
3922	45400	Chisholm Elementary School	Chisholm Elm - Replacement	New and/or Replacement Schools	-	3,468
3922	45400	Chisholm Elementary School	Chisholm Elm - Replacement	New and/or Replacement Schools	3,824	-
3922	45400	Chisholm Elementary School	Chisholm Elm - Replacement	New and/or Replacement Schools	-	6,424
3922	45400	Chisholm Elementary School	Chisholm Elm - Replacement	New and/or Replacement Schools	6,969	7,677
3922	45400	Chisholm Elementary School	Chisholm Elm - Replacement	New and/or Replacement Schools	-	7,025
3922	45400	Chisholm Elementary School	Chisholm Elm - Replacement	New and/or Replacement Schools	-	49,666
3922	45400	Chisholm Elementary School	Chisholm Elm - Replacement	New and/or Replacement Schools	57,045	-
3922	45400	Chisholm Elementary School	Chisholm Elm - Replacement	New and/or Replacement Schools	3,347	-
3922	45400	Chisholm Elementary School	Chisholm Elm - Replacement	New and/or Replacement Schools	-	573,184
3922	45400	Chisholm Elementary School	Chisholm Elm - Replacement	New and/or Replacement Schools	-	20,559
3922	45400	Chisholm Elementary School	Chisholm Elm - Replacement	New and/or Replacement Schools	1,641,202	-
3922	45400	Chisholm Elementary School	Chisholm Elm - Replacement	New and/or Replacement Schools	-	819,395

**SALES TAX EXPENDITURES**

<b>Fund Source</b>	<b>Project No.</b>	<b>Organization</b>	<b>Project Name</b>	<b>Project Type</b>	<b>Budget</b>	<b>Expenditures</b>
3922	45400	Chisholm Elementary School	Chisholm Elm - Replacement	New and/or Replacement Schools	348,022	-
3922	45400	Chisholm Elementary School	Chisholm Elm - Replacement	New and/or Replacement Schools	-	19,377
3922	45400	Chisholm Elementary School	Chisholm Elm - Replacement	New and/or Replacement Schools	894,300	-
3922	45400	Chisholm Elementary School	Chisholm Elm - Replacement	New and/or Replacement Schools	-	(355,967)
3922	45400	Chisholm Elementary School	Chisholm Elm - Replacement	New and/or Replacement Schools	(355,964)	-
3922	45400	Chisholm Elementary School	Chisholm Elm - Replacement	New and/or Replacement Schools	104,962	-
3922	45400	Chisholm Elementary School	Chisholm Elm - Replacement	New and/or Replacement Schools	-	3,500
3922	45400	Chisholm Elementary School	Chisholm Elm - Replacement	New and/or Replacement Schools	(85,162)	-
3922	45400	Chisholm Elementary School	Chisholm Elm - Replacement	New and/or Replacement Schools	-	(700)
3922	45400	Chisholm Elementary School	Chisholm Elm - Replacement	New and/or Replacement Schools	-	51,869
3922	45400	Chisholm Elementary School	Chisholm Elm - Replacement	New and/or Replacement Schools	138,654	-
3922	45400	Chisholm Elementary School	Chisholm Elm - Replacement	New and/or Replacement Schools	(84,491)	-
3922	45400	Chisholm Elementary School	Chisholm Elm - Replacement	New and/or Replacement Schools	8,625	-
3922	45400	Chisholm Elementary School	Chisholm Elm - Replacement	New and/or Replacement Schools	43,062	43,062
3922	45400	Chisholm Elementary School	Chisholm Elm - Replacement	New and/or Replacement Schools	678	-
3922	45400	Chisholm Elementary School	Chisholm Elm - Replacement	New and/or Replacement Schools	(678)	-
3922	45400	Chisholm Elementary School	Chisholm Elm - Replacement	New and/or Replacement Schools	-	38,571
3922	45400	Chisholm Elementary School	Chisholm Elm - Replacement	New and/or Replacement Schools	303,473	123,689
3922	45400	Chisholm Elementary School	Chisholm Elm - Replacement	New and/or Replacement Schools	3,550	-
3922	45400	Chisholm Elementary School	Chisholm Elm - Replacement	New and/or Replacement Schools	(6,969)	(7,677)
3922	45400	Chisholm Elementary School	Chisholm Elm - Replacement	New and/or Replacement Schools	1,576	1,576
3922	45400	Chisholm Elementary School	Chisholm Elm - Replacement	New and/or Replacement Schools	-	8,611
3922	45400	Chisholm Elementary School	Chisholm Elm - Replacement	New and/or Replacement Schools	-	29,370
3922	45400	Chisholm Elementary School	Chisholm Elm - Replacement	New and/or Replacement Schools	37,981	5,396
3922	45400	Chisholm Elementary School	Chisholm Elm - Replacement	New and/or Replacement Schools	10,792	-
3923	45400	Chisholm Elementary School	Chisholm Elm - Replacement	New and/or Replacement Schools	-	355,967
3923	45400	Chisholm Elementary School	Chisholm Elm - Replacement	New and/or Replacement Schools	355,967	-
3923	45400	Chisholm Elementary School	Chisholm Elm - Replacement	New and/or Replacement Schools	-	9,531
3923	45400	Chisholm Elementary School	Chisholm Elm - Replacement	New and/or Replacement Schools	-	412
3923	45400	Chisholm Elementary School	Chisholm Elm - Replacement	New and/or Replacement Schools	65,162	-
3923	45400	Chisholm Elementary School	Chisholm Elm - Replacement	New and/or Replacement Schools	(48,131)	-
3923	45400	Chisholm Elementary School	Chisholm Elm - Replacement	New and/or Replacement Schools	-	7,088
3923	45400	Chisholm Elementary School	Chisholm Elm - Replacement	New and/or Replacement Schools	33,525	14,900
3923	45400	Chisholm Elementary School	Chisholm Elm - Replacement	New and/or Replacement Schools	-	10,000
3923	45400	Chisholm Elementary School	Chisholm Elm - Replacement	New and/or Replacement Schools	116	-
3922	45820	Westside Elementary School	Westside Elm - Renovations & Addition	New and/or Replacement Schools	-	122,634
3922	45820	Westside Elementary School	Westside Elm - Renovations & Addition	New and/or Replacement Schools	-	52,937
3922	45820	Westside Elementary School	Westside Elm - Renovations & Addition	New and/or Replacement Schools	393,517	57,412
3922	45820	Westside Elementary School	Westside Elm - Renovations & Addition	New and/or Replacement Schools	-	6,819
3922	45820	Westside Elementary School	Westside Elm - Renovations & Addition	New and/or Replacement Schools	-	5,703
3922	45820	Westside Elementary School	Westside Elm - Renovations & Addition	New and/or Replacement Schools	-	11,345
3922	45820	Westside Elementary School	Westside Elm - Renovations & Addition	New and/or Replacement Schools	-	5,172
3922	45820	Westside Elementary School	Westside Elm - Renovations & Addition	New and/or Replacement Schools	5,617	5,617
3922	46200	Deltona Middle School	Deltona Middle - Master Plan	New and/or Replacement Schools	1,647,787	-
3922	46200	Deltona Middle School	Deltona Middle - Master Plan	New and/or Replacement Schools	2,000,000	-
3922	46200	Deltona Middle School	Deltona Middle - Master Plan	New and/or Replacement Schools	-	3,536
3922	46200	Deltona Middle School	Deltona Middle - Master Plan	New and/or Replacement Schools	-	378
3922	46200	Deltona Middle School	Deltona Middle - Master Plan	New and/or Replacement Schools	-	40
3922	46200	Deltona Middle School	Deltona Middle - Master Plan	New and/or Replacement Schools	(1,950,478)	-
3922	46200	Deltona Middle School	Deltona Middle - Master Plan	New and/or Replacement Schools	1,048,417	1,089,087
3922	46200	Deltona Middle School	Deltona Middle - Master Plan	New and/or Replacement Schools	-	5,985
3922	46200	Deltona Middle School	Deltona Middle - Master Plan	New and/or Replacement Schools	33,810	3,150
3922	46200	Deltona Middle School	Deltona Middle - Master Plan	New and/or Replacement Schools	-	945
3922	46200	Deltona Middle School	Deltona Middle - Master Plan	New and/or Replacement Schools	-	4,500



**SALES TAX EXPENDITURES**

<b>Fund Source</b>	<b>Project No.</b>	<b>Organization</b>	<b>Project Name</b>	<b>Project Type</b>	<b>Budget</b>	<b>Expenditures</b>
3922	46200	Deltona Middle School	Deltona Middle - Master Plan	New and/or Replacement Schools	-	630
3922	46200	Deltona Middle School	Deltona Middle - Master Plan	New and/or Replacement Schools	-	1,575
3922	46200	Deltona Middle School	Deltona Middle - Master Plan	New and/or Replacement Schools	-	1,575
3922	46200	Deltona Middle School	Deltona Middle - Master Plan	New and/or Replacement Schools	10,000	-
3922	46200	Deltona Middle School	Deltona Middle - Master Plan	New and/or Replacement Schools	(4,200)	3,150
3922	46200	Deltona Middle School	Deltona Middle - Master Plan	New and/or Replacement Schools	-	151,970
3922	46200	Deltona Middle School	Deltona Middle - Master Plan	New and/or Replacement Schools	-	117,234
3922	46200	Deltona Middle School	Deltona Middle - Master Plan	New and/or Replacement Schools	-	19,885
3922	46200	Deltona Middle School	Deltona Middle - Master Plan	New and/or Replacement Schools	290,113	-
3922	46200	Deltona Middle School	Deltona Middle - Master Plan	New and/or Replacement Schools	(1,024)	-
3922	46200	Deltona Middle School	Deltona Middle - Master Plan	New and/or Replacement Schools	-	108,504
3922	46200	Deltona Middle School	Deltona Middle - Master Plan	New and/or Replacement Schools	721,032	38,886
3922	46200	Deltona Middle School	Deltona Middle - Master Plan	New and/or Replacement Schools	-	61,698
3922	46200	Deltona Middle School	Deltona Middle - Master Plan	New and/or Replacement Schools	-	10,012
3922	46200	Deltona Middle School	Deltona Middle - Master Plan	New and/or Replacement Schools	-	16,132
3922	46200	Deltona Middle School	Deltona Middle - Master Plan	New and/or Replacement Schools	-	11,976
3922	46200	Deltona Middle School	Deltona Middle - Master Plan	New and/or Replacement Schools	2,577	18,150
3922	46200	Deltona Middle School	Deltona Middle - Master Plan	New and/or Replacement Schools	-	13,860
3922	46200	Deltona Middle School	Deltona Middle - Master Plan	New and/or Replacement Schools	44,646	44,947
3922	46200	Deltona Middle School	Deltona Middle - Master Plan	New and/or Replacement Schools	699,820	699,820
3922	46200	Deltona Middle School	Deltona Middle - Master Plan	New and/or Replacement Schools	2,300	-
3922	46200	Deltona Middle School	Deltona Middle - Master Plan	New and/or Replacement Schools	149	149
3961	46200	George Marks Elementary School	Deltona Middle - Master Plan	New and/or Replacement Schools	-	2,127
3961	46200	George Marks Elementary School	Deltona Middle - Master Plan	New and/or Replacement Schools	-	(2,127)
3961	46200	Deltona Middle School	Deltona Middle - Master Plan	New and/or Replacement Schools	-	1,194,726
3961	46200	Deltona Middle School	Deltona Middle - Master Plan	New and/or Replacement Schools	-	2,253,662
3961	46200	Deltona Middle School	Deltona Middle - Master Plan	New and/or Replacement Schools	43,956,013	786,441
3961	46200	Deltona Middle School	Deltona Middle - Master Plan	New and/or Replacement Schools	-	637,728
3961	46200	Deltona Middle School	Deltona Middle - Master Plan	New and/or Replacement Schools	-	676,614
3961	46200	Deltona Middle School	Deltona Middle - Master Plan	New and/or Replacement Schools	-	1,201,292
3961	46200	Deltona Middle School	Deltona Middle - Master Plan	New and/or Replacement Schools	-	1,291,998
3961	46200	Deltona Middle School	Deltona Middle - Master Plan	New and/or Replacement Schools	-	1,452,903
3961	46200	Deltona Middle School	Deltona Middle - Master Plan	New and/or Replacement Schools	(3,874,277)	1,735,959
3961	46200	Deltona Middle School	Deltona Middle - Master Plan	New and/or Replacement Schools	2,533,087	3,794,434
3961	46200	Deltona Middle School	Deltona Middle - Master Plan	New and/or Replacement Schools	-	72,784
3961	46200	Deltona Middle School	Deltona Middle - Master Plan	New and/or Replacement Schools	-	36,354
3961	46200	Deltona Middle School	Deltona Middle - Master Plan	New and/or Replacement Schools	311,539	16,804
3961	46200	Deltona Middle School	Deltona Middle - Master Plan	New and/or Replacement Schools	-	9,877
3961	46200	Deltona Middle School	Deltona Middle - Master Plan	New and/or Replacement Schools	-	13,579
3961	46200	Deltona Middle School	Deltona Middle - Master Plan	New and/or Replacement Schools	-	12,722
3961	46200	Deltona Middle School	Deltona Middle - Master Plan	New and/or Replacement Schools	-	16,861
3961	46200	Deltona Middle School	Deltona Middle - Master Plan	New and/or Replacement Schools	(10,440)	13,299
3961	46200	Deltona Middle School	Deltona Middle - Master Plan	New and/or Replacement Schools	108,967	8,261
3961	46200	Deltona Middle School	Deltona Middle - Master Plan	New and/or Replacement Schools	-	93,549
3961	46200	Deltona Middle School	Deltona Middle - Master Plan	New and/or Replacement Schools	-	1,232,812
3961	46200	Deltona Middle School	Deltona Middle - Master Plan	New and/or Replacement Schools	-	50,588
3961	46200	Deltona Middle School	Deltona Middle - Master Plan	New and/or Replacement Schools	2,505,374	199,831
3961	46200	Deltona Middle School	Deltona Middle - Master Plan	New and/or Replacement Schools	-	59,667
3961	46200	Deltona Middle School	Deltona Middle - Master Plan	New and/or Replacement Schools	-	226,822
3961	46200	Deltona Middle School	Deltona Middle - Master Plan	New and/or Replacement Schools	-	502,693
3961	46200	Deltona Middle School	Deltona Middle - Master Plan	New and/or Replacement Schools	-	803,353
3961	46200	Deltona Middle School	Deltona Middle - Master Plan	New and/or Replacement Schools	-	1,711,412
3961	46200	Deltona Middle School	Deltona Middle - Master Plan	New and/or Replacement Schools	-	565,789
3961	46200	Deltona Middle School	Deltona Middle - Master Plan	New and/or Replacement Schools	3,874,277	603,718

**SALES TAX EXPENDITURES**

<b>Fund Source</b>	<b>Project No.</b>	<b>Organization</b>	<b>Project Name</b>	<b>Project Type</b>	<b>Budget</b>	<b>Expenditures</b>
3961	46200	Deltona Middle School	Deltona Middle - Master Plan	New and/or Replacement Schools	(2,533,087)	(4,890,548)
3961	46200	Deltona Middle School	Deltona Middle - Master Plan	New and/or Replacement Schools	-	10,440
3961	46200	Deltona Middle School	Deltona Middle - Master Plan	New and/or Replacement Schools	10,440	-
3922	46210	George Marks Elementary School	George Marks Elm - Master Plan	New and/or Replacement Schools	16,660	-
3922	46210	George Marks Elementary School	George Marks Elm - Master Plan	New and/or Replacement Schools	(16,660)	-
3922	46210	George Marks Elementary School	George Marks Elm - Master Plan	New and/or Replacement Schools	2,490,157	-
3922	46210	George Marks Elementary School	George Marks Elm - Master Plan	New and/or Replacement Schools	-	21,643
3922	46210	George Marks Elementary School	George Marks Elm - Master Plan	New and/or Replacement Schools	-	189
3922	46210	George Marks Elementary School	George Marks Elm - Master Plan	New and/or Replacement Schools	-	20
3922	46210	George Marks Elementary School	George Marks Elm - Master Plan	New and/or Replacement Schools	(2,468,305)	-
3922	46210	George Marks Elementary School	George Marks Elm - Master Plan	New and/or Replacement Schools	-	7,625
3922	46210	George Marks Elementary School	George Marks Elm - Master Plan	New and/or Replacement Schools	-	3,801
3922	46210	George Marks Elementary School	George Marks Elm - Master Plan	New and/or Replacement Schools	127,738	4,320
3922	46210	George Marks Elementary School	George Marks Elm - Master Plan	New and/or Replacement Schools	(111,391)	-
3922	46210	George Marks Elementary School	George Marks Elm - Master Plan	New and/or Replacement Schools	-	119,824
3922	46210	George Marks Elementary School	George Marks Elm - Master Plan	New and/or Replacement Schools	-	2,434
3922	46210	George Marks Elementary School	George Marks Elm - Master Plan	New and/or Replacement Schools	-	48,573
3922	46210	George Marks Elementary School	George Marks Elm - Master Plan	New and/or Replacement Schools	3,094,744	30,704
3922	46210	George Marks Elementary School	George Marks Elm - Master Plan	New and/or Replacement Schools	-	131,833
3922	46210	George Marks Elementary School	George Marks Elm - Master Plan	New and/or Replacement Schools	(2,753,845)	-
3922	46210	George Marks Elementary School	George Marks Elm - Master Plan	New and/or Replacement Schools	-	42,365
3922	46210	George Marks Elementary School	George Marks Elm - Master Plan	New and/or Replacement Schools	-	55,401
3922	46210	George Marks Elementary School	George Marks Elm - Master Plan	New and/or Replacement Schools	398,532	-
3922	46210	George Marks Elementary School	George Marks Elm - Master Plan	New and/or Replacement Schools	(287,335)	-
3922	46210	George Marks Elementary School	George Marks Elm - Master Plan	New and/or Replacement Schools	6,999	6,999
3922	46210	George Marks Elementary School	George Marks Elm - Master Plan	New and/or Replacement Schools	-	13,345
3922	46210	George Marks Elementary School	George Marks Elm - Master Plan	New and/or Replacement Schools	88,177	14,301
3922	46210	George Marks Elementary School	George Marks Elm - Master Plan	New and/or Replacement Schools	-	10,349
3922	46210	George Marks Elementary School	George Marks Elm - Master Plan	New and/or Replacement Schools	(50,182)	-
3922	46210	George Marks Elementary School	George Marks Elm - Master Plan	New and/or Replacement Schools	542	542
3961	46210	George Marks Elementary School	George Marks Elm - Master Plan	New and/or Replacement Schools	-	2,476,917
3961	46210	George Marks Elementary School	George Marks Elm - Master Plan	New and/or Replacement Schools	-	330
3961	46210	George Marks Elementary School	George Marks Elm - Master Plan	New and/or Replacement Schools	-	1,304,480
3961	46210	George Marks Elementary School	George Marks Elm - Master Plan	New and/or Replacement Schools	5,182,795	330,880
3961	46210	George Marks Elementary School	George Marks Elm - Master Plan	New and/or Replacement Schools	-	391,696
3961	46210	George Marks Elementary School	George Marks Elm - Master Plan	New and/or Replacement Schools	-	379,869
3961	46210	George Marks Elementary School	George Marks Elm - Master Plan	New and/or Replacement Schools	-	247,107
3961	46210	George Marks Elementary School	George Marks Elm - Master Plan	New and/or Replacement Schools	-	284,481
3961	46210	George Marks Elementary School	George Marks Elm - Master Plan	New and/or Replacement Schools	-	36,167
3961	46210	George Marks Elementary School	George Marks Elm - Master Plan	New and/or Replacement Schools	(612,203)	(1,493,046)
3961	46210	George Marks Elementary School	George Marks Elm - Master Plan	New and/or Replacement Schools	-	104,915
3961	46210	George Marks Elementary School	George Marks Elm - Master Plan	New and/or Replacement Schools	-	32,337
3961	46210	George Marks Elementary School	George Marks Elm - Master Plan	New and/or Replacement Schools	159,429	4,350
3961	46210	George Marks Elementary School	George Marks Elm - Master Plan	New and/or Replacement Schools	-	9,800
3961	46210	George Marks Elementary School	George Marks Elm - Master Plan	New and/or Replacement Schools	(8,027)	-
3922	47702	Ortona Elementary School	Osceola Elementary - Master Plan	New and/or Replacement Schools	9,845	9,845
3922	47702	Ortona Elementary School	Osceola Elementary - Master Plan	New and/or Replacement Schools	56,520	-
3922	47702	Ortona Elementary School	Osceola Elementary - Master Plan	New and/or Replacement Schools	26,564	187
3922	47702	Ortona Elementary School	Osceola Elementary - Master Plan	New and/or Replacement Schools	1,154,210	731,335
3922	47702	Ortona Elementary School	Osceola Elementary - Master Plan	New and/or Replacement Schools	23,630	23,630
3922	47702	Ortona Elementary School	Osceola Elementary - Master Plan	New and/or Replacement Schools	221,914	-
3922	47702	Ortona Elementary School	Osceola Elementary - Master Plan	New and/or Replacement Schools	-	10,360
3922	47702	Ortona Elementary School	Osceola Elementary - Master Plan	New and/or Replacement Schools	10,360	-
3922	47702	Ortona Elementary School	Osceola Elementary - Master Plan	New and/or Replacement Schools	39,204	-

**SALES TAX EXPENDITURES**

<b>Fund Source</b>	<b>Project No.</b>	<b>Organization</b>	<b>Project Name</b>	<b>Project Type</b>	<b>Budget</b>	<b>Expenditures</b>
3922	47702	Ortona Elementary School	Osceola Elementary - Master Plan	New and/or Replacement Schools	-	44,985
3922	47702	Ortona Elementary School	Osceola Elementary - Master Plan	New and/or Replacement Schools	-	10,781
3922	47702	Ortona Elementary School	Osceola Elementary - Master Plan	New and/or Replacement Schools	-	7,331
3922	47702	Ortona Elementary School	Osceola Elementary - Master Plan	New and/or Replacement Schools	-	43,910
3922	47702	Ortona Elementary School	Osceola Elementary - Master Plan	New and/or Replacement Schools	133,645	6,460
3922	47702	Ortona Elementary School	Osceola Elementary - Master Plan	New and/or Replacement Schools	618	-
3922	47702	Ortona Elementary School	Osceola Elementary - Master Plan	New and/or Replacement Schools	342,492	339,324
3922	47702	Ortona Elementary School	Osceola Elementary - Master Plan	New and/or Replacement Schools	504	504
3922	47702	Ortona Elementary School	Osceola Elementary - Master Plan	New and/or Replacement Schools	2,061	2,061
3922	47702	Osceola Elementary School	Osceola Elementary - Master Plan	New and/or Replacement Schools	26,564	-
3922	47702	Osceola Elementary School	Osceola Elementary - Master Plan	New and/or Replacement Schools	-	187
3922	47702	Osceola Elementary School	Osceola Elementary - Master Plan	New and/or Replacement Schools	(26,564)	(187)
3922	47702	Osceola Elementary School	Osceola Elementary - Master Plan	New and/or Replacement Schools	-	7,700
3922	47702	Osceola Elementary School	Osceola Elementary - Master Plan	New and/or Replacement Schools	1,299,200	-
3922	47702	Osceola Elementary School	Osceola Elementary - Master Plan	New and/or Replacement Schools	-	73,500
3922	47702	Osceola Elementary School	Osceola Elementary - Master Plan	New and/or Replacement Schools	-	68,531
3922	47702	Osceola Elementary School	Osceola Elementary - Master Plan	New and/or Replacement Schools	-	378,726
3922	47702	Osceola Elementary School	Osceola Elementary - Master Plan	New and/or Replacement Schools	15,000	202,878
3922	47702	Osceola Elementary School	Osceola Elementary - Master Plan	New and/or Replacement Schools	(1,152,200)	(731,335)
3922	47702	Osceola Elementary School	Osceola Elementary - Master Plan	New and/or Replacement Schools	478,653	-
3922	47702	Osceola Elementary School	Osceola Elementary - Master Plan	New and/or Replacement Schools	(215,525)	-
3922	47702	Osceola Elementary School	Osceola Elementary - Master Plan	New and/or Replacement Schools	(263,128)	-
3922	47702	Osceola Elementary School	Osceola Elementary - Master Plan	New and/or Replacement Schools	618	-
3922	47702	Osceola Elementary School	Osceola Elementary - Master Plan	New and/or Replacement Schools	(618)	-
3961	47702	Ortona Elementary School	Osceola Elementary - Master Plan	New and/or Replacement Schools	-	20,669
3961	47702	Ortona Elementary School	Osceola Elementary - Master Plan	New and/or Replacement Schools	-	931
3961	47702	Ortona Elementary School	Osceola Elementary - Master Plan	New and/or Replacement Schools	-	3,765
3961	47702	Ortona Elementary School	Osceola Elementary - Master Plan	New and/or Replacement Schools	-	112,511
3961	47702	Ortona Elementary School	Osceola Elementary - Master Plan	New and/or Replacement Schools	689,682	21,141
3961	47702	Ortona Elementary School	Osceola Elementary - Master Plan	New and/or Replacement Schools	22	277
3961	47702	Ortona Elementary School	Osceola Elementary - Master Plan	New and/or Replacement Schools	-	269
3961	47702	Ortona Elementary School	Osceola Elementary - Master Plan	New and/or Replacement Schools	-	3,134
3961	47702	Ortona Elementary School	Osceola Elementary - Master Plan	New and/or Replacement Schools	6,026	522
3961	47702	Ortona Elementary School	Osceola Elementary - Master Plan	New and/or Replacement Schools	180,507	75,006
3961	47702	Ortona Elementary School	Osceola Elementary - Master Plan	New and/or Replacement Schools	-	6,206
3961	47702	Ortona Elementary School	Osceola Elementary - Master Plan	New and/or Replacement Schools	69,621	-
3961	47702	Ortona Elementary School	Osceola Elementary - Master Plan	New and/or Replacement Schools	22,874,489	-
3961	47702	Ortona Elementary School	Osceola Elementary - Master Plan	New and/or Replacement Schools	-	6,117
3961	47702	Ortona Elementary School	Osceola Elementary - Master Plan	New and/or Replacement Schools	-	9,535
3961	47702	Ortona Elementary School	Osceola Elementary - Master Plan	New and/or Replacement Schools	-	18,270
3961	47702	Ortona Elementary School	Osceola Elementary - Master Plan	New and/or Replacement Schools	35,285	218
3961	47702	Ortona Elementary School	Osceola Elementary - Master Plan	New and/or Replacement Schools	-	1,143
3961	47702	Ortona Elementary School	Osceola Elementary - Master Plan	New and/or Replacement Schools	-	2,650
3961	47702	Ortona Elementary School	Osceola Elementary - Master Plan	New and/or Replacement Schools	144,154	-
3961	47702	Ortona Elementary School	Osceola Elementary - Master Plan	New and/or Replacement Schools	214	66,943
3961	47702	Osceola Elementary School	Osceola Elementary - Master Plan	New and/or Replacement Schools	24,000,000	-
3961	47702	Osceola Elementary School	Osceola Elementary - Master Plan	New and/or Replacement Schools	(944,768)	-
3961	47702	Osceola Elementary School	Osceola Elementary - Master Plan	New and/or Replacement Schools	(23,055,232)	-
3922	47822	Turie T. Small Elementary School	Turie T. Small Elementary - Master Plan	New and/or Replacement Schools	-	465
3922	47822	Turie T. Small Elementary School	Turie T. Small Elementary - Master Plan	New and/or Replacement Schools	-	(465)
3922	20120	Capital Outlay-Only	Various - Security	Security	1,000,000	-
3922	20120	Capital Outlay-Only	Various - Security	Security	(447,127)	-
3922	20120	Capital Outlay-Only	Various - Security	Security	(552,873)	-
3922	20120	Safety and Security	Various - Security	Security	-	13,530



**SALES TAX EXPENDITURES**

<b>Fund Source</b>	<b>Project No.</b>	<b>Organization</b>	<b>Project Name</b>	<b>Project Type</b>	<b>Budget</b>	<b>Expenditures</b>
3922	20120	Safety and Security	Various - Security	Security	13,530	-
3922	20120	Riverview Learning Center	Various - Security	Security	-	7,702
3922	20120	Riverview Learning Center	Various - Security	Security	7,702	-
3922	20120	Riverview Learning Center	Various - Security	Security	-	18,565
3922	20120	Riverview Learning Center	Various - Security	Security	-	375
3922	20120	Riverview Learning Center	Various - Security	Security	-	(375)
3922	20120	Riverview Learning Center	Various - Security	Security	17,770	181
3922	20120	Riverview Learning Center	Various - Security	Security	975	-
3922	20120	Riverview Learning Center	Various - Security	Security	14	14
3922	20120	Highbanks Learning Center	Various - Security	Security	-	507
3922	20120	Highbanks Learning Center	Various - Security	Security	-	29,711
3922	20120	Highbanks Learning Center	Various - Security	Security	-	580
3922	20120	Highbanks Learning Center	Various - Security	Security	-	942
3922	20120	Highbanks Learning Center	Various - Security	Security	31,740	-
3922	20120	Highbanks Learning Center	Various - Security	Security	-	4,150
3922	20120	Highbanks Learning Center	Various - Security	Security	-	10,000
3922	20120	Highbanks Learning Center	Various - Security	Security	14,700	-
3922	20120	Highbanks Learning Center	Various - Security	Security	(550)	-
3922	20120	Bonner Elementary School	Various - Security	Security	-	9,899
3922	20120	Bonner Elementary School	Various - Security	Security	9,899	-
3922	20120	Tomoka Elementary School	Various - Security	Security	-	14,200
3922	20120	Tomoka Elementary School	Various - Security	Security	-	14,237
3922	20120	Tomoka Elementary School	Various - Security	Security	30	550
3922	20120	Tomoka Elementary School	Various - Security	Security	-	733
3922	20120	Tomoka Elementary School	Various - Security	Security	29,690	-
3922	20120	Tomoka Elementary School	Various - Security	Security	-	(14,200)
3922	20120	Ormond Beach Elementary School	Various - Security	Security	1,125	-
3922	20120	Ormond Beach Elementary School	Various - Security	Security	(1,125)	-
3922	20120	Coronado Beach Elementary School	Various - Security	Security	55	-
3922	20120	Coronado Beach Elementary School	Various - Security	Security	(55)	-
3922	20120	Coronado Beach Elementary School	Various - Security	Security	-	3,420
3922	20120	Coronado Beach Elementary School	Various - Security	Security	3,268	3,420
3922	20120	Coronado Beach Elementary School	Various - Security	Security	-	8,450
3922	20120	Coronado Beach Elementary School	Various - Security	Security	-	3,268
3922	20120	Coronado Beach Elementary School	Various - Security	Security	34,069	-
3922	20120	Coronado Beach Elementary School	Various - Security	Security	(18,779)	-
3922	20120	Woodward Avenue Elementary School	Various - Security	Security	-	6,568
3922	20120	Woodward Avenue Elementary School	Various - Security	Security	6,568	-
3922	20120	Woodward Avenue Elementary School	Various - Security	Security	-	275
3922	20120	Woodward Avenue Elementary School	Various - Security	Security	275	-
3922	20120	Louise S. McInnis Elementary	Various - Security	Security	2,894	-
3922	20120	Louise S. McInnis Elementary	Various - Security	Security	-	2,466
3922	20120	Louise S. McInnis Elementary	Various - Security	Security	(428)	-
3922	20120	Louise S. McInnis Elementary	Various - Security	Security	-	3,769
3922	20120	Louise S. McInnis Elementary	Various - Security	Security	-	4,327
3922	20120	Louise S. McInnis Elementary	Various - Security	Security	11,865	-
3922	20120	Louise S. McInnis Elementary	Various - Security	Security	(3,769)	-
3922	20120	Enterprise Elementary School	Various - Security	Security	-	3,252
3922	20120	Enterprise Elementary School	Various - Security	Security	8,229	3,252
3922	20120	Enterprise Elementary School	Various - Security	Security	(1,725)	-
3922	20120	Chisholm Elementary School	Various - Security	Security	-	550
3922	20120	Chisholm Elementary School	Various - Security	Security	-	16,550
3922	20120	Chisholm Elementary School	Various - Security	Security	-	2,750
3922	20120	Chisholm Elementary School	Various - Security	Security	19,850	-

**SALES TAX EXPENDITURES**

<b>Fund Source</b>	<b>Project No.</b>	<b>Organization</b>	<b>Project Name</b>	<b>Project Type</b>	<b>Budget</b>	<b>Expenditures</b>
3922	20120	Champion Elementary School	Various - Security	Security	-	787
3922	20120	Champion Elementary School	Various - Security	Security	-	14,390
3922	20120	Champion Elementary School	Various - Security	Security	-	2,800
3922	20120	Champion Elementary School	Various - Security	Security	17,977	-
3922	20120	Champion Elementary School	Various - Security	Security	-	4,442
3922	20120	Champion Elementary School	Various - Security	Security	-	3,919
3922	20120	Champion Elementary School	Various - Security	Security	7,088	3,919
3922	20120	Champion Elementary School	Various - Security	Security	5,192	-
3922	20120	R.J. Longstreet Elementary School	Various - Security	Security	-	3,769
3922	20120	R.J. Longstreet Elementary School	Various - Security	Security	-	3,769
3922	20120	R.J. Longstreet Elementary School	Various - Security	Security	7,538	-
3922	20120	Westside Elementary School	Various - Security	Security	-	15,622
3922	20120	Westside Elementary School	Various - Security	Security	16,099	-
3922	20120	Westside Elementary School	Various - Security	Security	-	8,645
3922	20120	Westside Elementary School	Various - Security	Security	-	9,900
3922	20120	Westside Elementary School	Various - Security	Security	18,068	-
3922	20120	George Marks Elementary School	Various - Security	Security	-	9,900
3922	20120	George Marks Elementary School	Various - Security	Security	-	12,994
3922	20120	George Marks Elementary School	Various - Security	Security	24,854	-
3922	20120	George Marks Elementary School	Various - Security	Security	(1,960)	-
3922	20120	Edgewater Public Elementary School	Various - Security	Security	-	550
3922	20120	Edgewater Public Elementary School	Various - Security	Security	-	4,459
3922	20120	Edgewater Public Elementary School	Various - Security	Security	-	4,459
3922	20120	Edgewater Public Elementary School	Various - Security	Security	9,468	-
3922	20120	Orange City Elementary School	Various - Security	Security	-	550
3922	20120	Orange City Elementary School	Various - Security	Security	-	10,000
3922	20120	Orange City Elementary School	Various - Security	Security	-	550
3922	20120	Orange City Elementary School	Various - Security	Security	-	12,962
3922	20120	Orange City Elementary School	Various - Security	Security	-	2,780
3922	20120	Orange City Elementary School	Various - Security	Security	26,842	-
3922	20120	Orange City Elementary School	Various - Security	Security	-	(550)
3922	20120	Osceola Elementary School	Various - Security	Security	-	7,145
3922	20120	Osceola Elementary School	Various - Security	Security	7,145	-
3922	20120	Osceola Elementary School	Various - Security	Security	-	6,568
3922	20120	Osceola Elementary School	Various - Security	Security	6,568	-
3922	20120	Osceola Elementary School	Various - Security	Security	-	500
3922	20120	Osceola Elementary School	Various - Security	Security	500	-
3922	20120	Pierson Elementary School	Various - Security	Security	-	550
3922	20120	Pierson Elementary School	Various - Security	Security	-	31,625
3922	20120	Pierson Elementary School	Various - Security	Security	-	4,340
3922	20120	Pierson Elementary School	Various - Security	Security	36,515	-
3922	20120	Port Orange Elementary School	Various - Security	Security	-	2,598
3922	20120	Port Orange Elementary School	Various - Security	Security	2,598	-
3922	20120	Port Orange Elementary School	Various - Security	Security	-	3,204
3922	20120	Port Orange Elementary School	Various - Security	Security	3,204	-
3922	20120	Read Pattillo Elementary School	Various - Security	Security	1	-
3922	20120	Read Pattillo Elementary School	Various - Security	Security	(1)	-
3922	20120	South Daytona Elementary School	Various - Security	Security	-	7,980
3922	20120	South Daytona Elementary School	Various - Security	Security	13,944	-
3922	20120	South Daytona Elementary School	Various - Security	Security	(5,964)	-
3922	20120	Edith I. Starke Elementary School	Various - Security	Security	-	641
3922	20120	Edith I. Starke Elementary School	Various - Security	Security	641	-
3922	20120	Spruce Creek Elementary School	Various - Security	Security	-	5,109
3922	20120	Spruce Creek Elementary School	Various - Security	Security	-	4,109

**SALES TAX EXPENDITURES**

<b>Fund Source</b>	<b>Project No.</b>	<b>Organization</b>	<b>Project Name</b>	<b>Project Type</b>	<b>Budget</b>	<b>Expenditures</b>
3922	20120	Spruce Creek Elementary School	Various - Security	Security	9,218	-
3922	20120	Deltona Lakes Elementary School	Various - Security	Security	202	-
3922	20120	Deltona Lakes Elementary School	Various - Security	Security	(202)	-
3922	20120	Osteen Elementary School	Various - Security	Security	-	3,769
3922	20120	Osteen Elementary School	Various - Security	Security	63	3,769
3922	20120	Osteen Elementary School	Various - Security	Security	-	1,065
3922	20120	Osteen Elementary School	Various - Security	Security	9,605	-
3922	20120	Osteen Elementary School	Various - Security	Security	(1,065)	-
3922	20120	Sugar Mill Elementary School	Various - Security	Security	-	160
3922	20120	Sugar Mill Elementary School	Various - Security	Security	10,468	22,184
3922	20120	Sugar Mill Elementary School	Various - Security	Security	-	23,573
3922	20120	Sugar Mill Elementary School	Various - Security	Security	-	11,653
3922	20120	Sugar Mill Elementary School	Various - Security	Security	-	6,737
3922	20120	Sugar Mill Elementary School	Various - Security	Security	55,155	-
3922	20120	Sugar Mill Elementary School	Various - Security	Security	(1,316)	-
3922	20120	Sugar Mill Elementary School	Various - Security	Security	-	1,586
3922	20120	Sugar Mill Elementary School	Various - Security	Security	1,036	-
3922	20120	Sugar Mill Elementary School	Various - Security	Security	550	-
3922	20120	Pine Trail Elementary School	Various - Security	Security	-	8,677
3922	20120	Pine Trail Elementary School	Various - Security	Security	8,677	-
3922	20120	Pine Trail Elementary School	Various - Security	Security	-	6,568
3922	20120	Pine Trail Elementary School	Various - Security	Security	8,934	-
3922	20120	Pine Trail Elementary School	Various - Security	Security	(2,366)	-
3922	20120	Blue Lake Elementary School	Various - Security	Security	-	256
3922	20120	Blue Lake Elementary School	Various - Security	Security	256	-
3922	20120	Discovery Elementary School	Various - Security	Security	179	-
3922	20120	Discovery Elementary School	Various - Security	Security	(179)	-
3922	20120	Discovery Elementary School	Various - Security	Security	-	3,505
3922	20120	Discovery Elementary School	Various - Security	Security	3,505	-
3922	20120	Horizon Elementary School	Various - Security	Security	11,890	-
3922	20120	Horizon Elementary School	Various - Security	Security	(11,890)	-
3922	20120	Timbercrest Elementary School	Various - Security	Security	-	3,505
3922	20120	Timbercrest Elementary School	Various - Security	Security	7,080	3,761
3922	20120	Timbercrest Elementary School	Various - Security	Security	186	-
3922	20120	Indian River Elementary School	Various - Security	Security	-	1,405
3922	20120	Indian River Elementary School	Various - Security	Security	7,541	3,005
3922	20120	Indian River Elementary School	Various - Security	Security	(3,131)	-
3922	20120	Pathways Elementary School	Various - Security	Security	-	5,661
3922	20120	Pathways Elementary School	Various - Security	Security	5,661	-
3922	20120	Pathways Elementary School	Various - Security	Security	-	1,367
3922	20120	Pathways Elementary School	Various - Security	Security	1,800	1,475
3922	20120	Pathways Elementary School	Various - Security	Security	3,884	-
3922	20120	Pathways Elementary School	Various - Security	Security	(2,842)	-
3922	20120	Freedom Elementary School	Various - Security	Security	2,264	-
3922	20120	Freedom Elementary School	Various - Security	Security	936	-
3922	20120	Freedom Elementary School	Various - Security	Security	(3,200)	-
3922	20120	Sunrise Elementary School	Various - Security	Security	9,020	-
3922	20120	Sunrise Elementary School	Various - Security	Security	-	9,765
3922	20120	Sunrise Elementary School	Various - Security	Security	745	-
3922	20120	Friendship Elementary School	Various - Security	Security	-	2,243
3922	20120	Friendship Elementary School	Various - Security	Security	2,243	-
3922	20120	Friendship Elementary School	Various - Security	Security	-	3,972
3922	20120	Friendship Elementary School	Various - Security	Security	15,110	3,972
3922	20120	Friendship Elementary School	Various - Security	Security	(7,166)	-

**SALES TAX EXPENDITURES**

<b>Fund Source</b>	<b>Project No.</b>	<b>Organization</b>	<b>Project Name</b>	<b>Project Type</b>	<b>Budget</b>	<b>Expenditures</b>
3922	20120	Debary Elementary School	Various - Security	Security	-	3,631
3922	20120	Debary Elementary School	Various - Security	Security	7,262	-
3922	20120	Debary Elementary School	Various - Security	Security	(3,631)	-
3922	20120	Debary Elementary School	Various - Security	Security	-	4,048
3922	20120	Debary Elementary School	Various - Security	Security	4,948	-
3922	20120	Debary Elementary School	Various - Security	Security	-	3,500
3922	20120	Debary Elementary School	Various - Security	Security	-	826
3922	20120	Debary Elementary School	Various - Security	Security	3,426	-
3922	20120	Volusia Pines Elementary School	Various - Security	Security	-	3,769
3922	20120	Volusia Pines Elementary School	Various - Security	Security	7,538	3,769
3922	20120	Volusia Pines Elementary School	Various - Security	Security	-	211
3922	20120	Volusia Pines Elementary School	Various - Security	Security	211	-
3922	20120	Sweetwater Elementary School	Various - Security	Security	-	5,762
3922	20120	Sweetwater Elementary School	Various - Security	Security	5,762	-
3922	20120	Forest Lake Elementary School	Various - Security	Security	-	8,538
3922	20120	Forest Lake Elementary School	Various - Security	Security	8,538	-
3922	20120	Spirit Elementary School	Various - Security	Security	-	9,519
3922	20120	Spirit Elementary School	Various - Security	Security	9,519	-
3922	20120	Manatee Cove Elementary School	Various - Security	Security	400	-
3922	20120	Manatee Cove Elementary School	Various - Security	Security	-	26,400
3922	20120	Manatee Cove Elementary School	Various - Security	Security	-	1,038
3922	20120	Manatee Cove Elementary School	Various - Security	Security	28,076	-
3922	20120	Manatee Cove Elementary School	Various - Security	Security	(1,038)	-
3922	20120	Cypress Creek Elementary School	Various - Security	Security	-	3,769
3922	20120	Cypress Creek Elementary School	Various - Security	Security	-	3,769
3922	20120	Cypress Creek Elementary School	Various - Security	Security	9,776	-
3922	20120	Pride Elementary School	Various - Security	Security	-	11,687
3922	20120	Pride Elementary School	Various - Security	Security	15,052	-
3922	20120	Pride Elementary School	Various - Security	Security	-	5,037
3922	20120	Pride Elementary School	Various - Security	Security	-	28,980
3922	20120	Pride Elementary School	Various - Security	Security	30,652	-
3922	20120	Citrus Grove Elementary School	Various - Security	Security	-	913
3922	20120	Citrus Grove Elementary School	Various - Security	Security	913	-
3922	20120	Galaxy Middle School	Various - Security	Security	-	4,149
3922	20120	Galaxy Middle School	Various - Security	Security	-	4,149
3922	20120	Galaxy Middle School	Various - Security	Security	-	905
3922	20120	Galaxy Middle School	Various - Security	Security	12,802	-
3922	20120	Galaxy Middle School	Various - Security	Security	(3,600)	-
3922	20120	Creekside Middle School	Various - Security	Security	13,858	-
3922	20120	Creekside Middle School	Various - Security	Security	(13,858)	-
3922	20120	Creekside Middle School	Various - Security	Security	-	8,586
3922	20120	Creekside Middle School	Various - Security	Security	-	3,912
3922	20120	Creekside Middle School	Various - Security	Security	8,586	3,912
3922	20120	Creekside Middle School	Various - Security	Security	7,824	-
3922	20120	Southwestern Middle School	Various - Security	Security	3,028	8,231
3922	20120	Southwestern Middle School	Various - Security	Security	-	1,600
3922	20120	Southwestern Middle School	Various - Security	Security	6,803	-
3922	20120	Campbell Middle School	Various - Security	Security	28,483	30,403
3922	20120	Campbell Middle School	Various - Security	Security	-	37,072
3922	20120	Campbell Middle School	Various - Security	Security	-	362
3922	20120	Campbell Middle School	Various - Security	Security	39,355	-
3922	20120	Campbell Middle School	Various - Security	Security	-	8,100
3922	20120	Campbell Middle School	Various - Security	Security	-	1,874
3922	20120	Campbell Middle School	Various - Security	Security	8,100	-

**SALES TAX EXPENDITURES**

<b>Fund Source</b>	<b>Project No.</b>	<b>Organization</b>	<b>Project Name</b>	<b>Project Type</b>	<b>Budget</b>	<b>Expenditures</b>
3922	20120	Campbell Middle School	Various - Security	Security	1,874	-
3922	20120	Deltona Middle School	Various - Security	Security	247	-
3922	20120	Deltona Middle School	Various - Security	Security	(247)	-
3922	20120	Deltona Middle School	Various - Security	Security	-	5,660
3922	20120	Deltona Middle School	Various - Security	Security	-	3,972
3922	20120	Deltona Middle School	Various - Security	Security	13,632	3,972
3922	20120	Deltona Middle School	Various - Security	Security	(28)	-
3922	20120	Ormond Beach Middle School	Various - Security	Security	14,328	-
3922	20120	Ormond Beach Middle School	Various - Security	Security	(14,328)	-
3922	20120	New Smyrna Beach Middle School	Various - Security	Security	-	1,996
3922	20120	New Smyrna Beach Middle School	Various - Security	Security	1,996	-
3922	20120	New Smyrna Beach Middle School	Various - Security	Security	-	9,980
3922	20120	New Smyrna Beach Middle School	Various - Security	Security	-	3,420
3922	20120	New Smyrna Beach Middle School	Various - Security	Security	9,980	3,420
3922	20120	New Smyrna Beach Middle School	Various - Security	Security	6,840	-
3922	20120	Deland Middle School	Various - Security	Security	-	6,568
3922	20120	Deland Middle School	Various - Security	Security	6,568	-
3922	20120	Heritage Middle School	Various - Security	Security	2,419	-
3922	20120	Heritage Middle School	Various - Security	Security	(2,419)	-
3922	20120	T. Dewitt Taylor Middle-High School	Various - Security	Security	-	4,560
3922	20120	T. Dewitt Taylor Middle-High School	Various - Security	Security	4,560	-
3922	20120	T. Dewitt Taylor Middle-High School	Various - Security	Security	-	4,497
3922	20120	T. Dewitt Taylor Middle-High School	Various - Security	Security	40,070	7,137
3922	20120	T. Dewitt Taylor Middle-High School	Various - Security	Security	(28,436)	-
3922	20120	Deland High School	Various - Security	Security	-	1,775
3922	20120	Deland High School	Various - Security	Security	-	2,794
3922	20120	Deland High School	Various - Security	Security	-	993
3922	20120	Deland High School	Various - Security	Security	-	1,803
3922	20120	Deland High School	Various - Security	Security	-	6
3922	20120	Deland High School	Various - Security	Security	-	13
3922	20120	Deland High School	Various - Security	Security	-	3,709
3922	20120	Deland High School	Various - Security	Security	11,491	398
3922	20120	Deland High School	Various - Security	Security	-	(1,775)
3922	20120	Deland High School	Various - Security	Security	4,600	6,870
3922	20120	Deland High School	Various - Security	Security	2,270	-
3922	20120	Mainland High School	Various - Security	Security	-	40,707
3922	20120	Mainland High School	Various - Security	Security	-	29,907
3922	20120	Mainland High School	Various - Security	Security	-	1
3922	20120	Mainland High School	Various - Security	Security	22,425	550
3922	20120	Mainland High School	Various - Security	Security	-	2,671
3922	20120	Mainland High School	Various - Security	Security	-	3,480
3922	20120	Mainland High School	Various - Security	Security	2,875	(52,016)
3922	20120	Mainland High School	Various - Security	Security	-	(25,300)
3922	20120	New Smyrna Beach High School	Various - Security	Security	-	49
3922	20120	New Smyrna Beach High School	Various - Security	Security	-	15,391
3922	20120	New Smyrna Beach High School	Various - Security	Security	7,703	4,146
3922	20120	New Smyrna Beach High School	Various - Security	Security	-	4,474
3922	20120	New Smyrna Beach High School	Various - Security	Security	-	2,703
3922	20120	New Smyrna Beach High School	Various - Security	Security	-	238
3922	20120	New Smyrna Beach High School	Various - Security	Security	-	7,700
3922	20120	New Smyrna Beach High School	Various - Security	Security	15,360	(11,637)
3922	20120	New Smyrna Beach High School	Various - Security	Security	-	(49)
3922	20120	Spruce Creek High School	Various - Security	Security	-	9,063
3922	20120	Spruce Creek High School	Various - Security	Security	10,523	-

**SALES TAX EXPENDITURES**

<b>Fund Source</b>	<b>Project No.</b>	<b>Organization</b>	<b>Project Name</b>	<b>Project Type</b>	<b>Budget</b>	<b>Expenditures</b>
3922	20120	Spruce Creek High School	Various - Security	Security	(1,460)	-
3922	20120	Spruce Creek High School	Various - Security	Security	2,852	-
3922	20120	Spruce Creek High School	Various - Security	Security	-	4,999
3922	20120	Spruce Creek High School	Various - Security	Security	-	4,999
3922	20120	Spruce Creek High School	Various - Security	Security	-	1,220
3922	20120	Spruce Creek High School	Various - Security	Security	8,366	-
3922	20120	Seabreeze High School	Various - Security	Security	-	552
3922	20120	Seabreeze High School	Various - Security	Security	1,527	-
3922	20120	Seabreeze High School	Various - Security	Security	-	823
3922	20120	Seabreeze High School	Various - Security	Security	(152)	-
3922	20120	Deltona High School	Various - Security	Security	-	125
3922	20120	Deltona High School	Various - Security	Security	-	3,102
3922	20120	Deltona High School	Various - Security	Security	6,329	-
3922	20120	Deltona High School	Various - Security	Security	(3,102)	-
3922	20120	Deltona High School	Various - Security	Security	100	-
3922	20120	Deltona High School	Various - Security	Security	(100)	-
3922	20120	Atlantic High School	Various - Security	Security	-	8,885
3922	20120	Atlantic High School	Various - Security	Security	14,239	-
3922	20120	Atlantic High School	Various - Security	Security	(5,354)	-
3922	20120	Pine Ridge High School	Various - Security	Security	-	1,969
3922	20120	Pine Ridge High School	Various - Security	Security	-	911
3922	20120	Pine Ridge High School	Various - Security	Security	-	107
3922	20120	Pine Ridge High School	Various - Security	Security	-	2,970
3922	20120	Pine Ridge High School	Various - Security	Security	-	364
3922	20120	Pine Ridge High School	Various - Security	Security	6,321	-
3922	20120	Pine Ridge High School	Various - Security	Security	3,371	-
3922	20120	Pine Ridge High School	Various - Security	Security	-	1,062
3922	20120	Pine Ridge High School	Various - Security	Security	(2,309)	-
3922	20120	University High School	Various - Security	Security	-	8,236
3922	20120	University High School	Various - Security	Security	-	585
3922	20120	University High School	Various - Security	Security	-	189
3922	20120	University High School	Various - Security	Security	11,541	9,875
3922	20120	University High School	Various - Security	Security	7,344	-
3922	20120	Deland Adm/Brewster Ctr - Fac Only	Various - Security	Security	9,644	9,644
3922	20120	Portables - Fac Only	Various - Security	Security	-	5,832
3922	20120	Portables - Fac Only	Various - Security	Security	5,832	-
3922	20120	Trans - New Smyrna Beach - Fac Only	Various - Security	Security	-	1,673
3922	20120	Trans - New Smyrna Beach - Fac Only	Various - Security	Security	-	1,673
3922	20120	Trans - New Smyrna Beach - Fac Only	Various - Security	Security	3,346	-
3922	20120	Trans - New Smyrna Beach - Fac Only	Various - Security	Security	-	(1,673)
3922	20120	New Maint - Daytona - Fac Only	Various - Security	Security	147	-
3922	20120	New Maint - Daytona - Fac Only	Various - Security	Security	(147)	-
3922	20120	New Maint - Daytona - Fac Only	Various - Security	Security	-	22,500
3922	20120	New Maint - Daytona - Fac Only	Various - Security	Security	59,955	-
3922	20120	New Maint - Daytona - Fac Only	Various - Security	Security	-	2,500
3922	20120	New Maint - Daytona - Fac Only	Various - Security	Security	-	15,034
3922	20120	New Maint - Daytona - Fac Only	Various - Security	Security	-	22,500
3922	20120	New Maint - Daytona - Fac Only	Various - Security	Security	-	108,147
3922	20120	New Maint - Daytona - Fac Only	Various - Security	Security	-	3,492
3922	20120	New Maint - Daytona - Fac Only	Various - Security	Security	(50,582)	(174,145)
3922	20120	New Maint - Daytona - Fac Only	Various - Security	Security	13	-
3922	20120	Trans Fac - Pierson - at High School - Fac Only	Various - Security	Security	-	8,972
3922	20120	Trans Fac - Pierson - at High School - Fac Only	Various - Security	Security	8,972	-
3922	20120	Trans Replacement - Daytona - FAC Only	Various - Security	Security	-	5,235



**SALES TAX EXPENDITURES**

Fund Source	Project No.	Organization	Project Name	Project Type	Budget	Expenditures
3922	20120	Trans Replacement - Daytona - FAC Only	Various - Security	Security	5,235	-
3922	47440	Deltona High School	Deltona HS - Security Fencing	Security	4,645	-
3922	47440	Deltona High School	Deltona HS - Security Fencing	Security	(4,645)	-
3922	47530	Seabreeze High School	Seabreeze HS - Security Fencing	Security	10,055	-
3922	47530	Seabreeze High School	Seabreeze HS - Security Fencing	Security	-	10,055
3922	47530	Seabreeze High School	Seabreeze HS - Security Fencing	Security	1,862	1,862
3922	47530	Seabreeze High School	Seabreeze HS - Security Fencing	Security	638	-
3922	47530	Seabreeze High School	Seabreeze HS - Security Fencing	Security	(638)	-
3922	47530	Seabreeze High School	Seabreeze HS - Security Fencing	Security	170	170
3922	47570	Pine Ridge High School	Pine Ridge HS - Security Fencing	Security	97	-
3922	47570	Pine Ridge High School	Pine Ridge HS - Security Fencing	Security	(97)	-
3922	47600	River Springs Middle School	River Springs Middle - Security Fencing	Security	2,910	-
3922	47600	River Springs Middle School	River Springs Middle - Security Fencing	Security	(2,910)	-
3922	47680	Orange City Elementary School	Orange City Elm - Security Fencing	Security	1,471	-
3922	47731	Silver Sands Middle School	Silver Sands Middle - Circulation for Security, A	Security	154,243	-
3922	47731	Silver Sands Middle School	Silver Sands Middle - Circulation for Security, A	Security	-	477
3922	47731	Silver Sands Middle School	Silver Sands Middle - Circulation for Security, A	Security	2,094,533	-
3922	47731	Silver Sands Middle School	Silver Sands Middle - Circulation for Security, A	Security	334,139	-
3922	47731	Silver Sands Middle School	Silver Sands Middle - Circulation for Security, A	Security	(114,577)	99,000
3922	47731	Silver Sands Middle School	Silver Sands Middle - Circulation for Security, A	Security	(53,691)	575,372
3922	47731	Silver Sands Middle School	Silver Sands Middle - Circulation for Security, A	Security	539	-
3922	47731	Silver Sands Middle School	Silver Sands Middle - Circulation for Security, A	Security	-	14,306
3922	47731	Silver Sands Middle School	Silver Sands Middle - Circulation for Security, A	Security	42,343	1,453
3922	47731	Silver Sands Middle School	Silver Sands Middle - Circulation for Security, A	Security	743	-
3922	47731	Silver Sands Middle School	Silver Sands Middle - Circulation for Security, A	Security	-	(13,564)
3922	47731	Silver Sands Middle School	Silver Sands Middle - Circulation for Security, A	Security	89,457	-
3922	47731	Silver Sands Middle School	Silver Sands Middle - Circulation for Security, A	Security	152,021	38,166
3922	47731	Silver Sands Middle School	Silver Sands Middle - Circulation for Security, A	Security	53,152	37,107
3922	47731	Silver Sands Middle School	Silver Sands Middle - Circulation for Security, A	Security	50,000	-
3922	47731	Silver Sands Middle School	Silver Sands Middle - Circulation for Security, A	Security	-	4,000
3922	47731	Silver Sands Middle School	Silver Sands Middle - Circulation for Security, A	Security	-	4,000
3922	47731	Silver Sands Middle School	Silver Sands Middle - Circulation for Security, A	Security	-	8,000
3922	47731	Silver Sands Middle School	Silver Sands Middle - Circulation for Security, A	Security	37,800	37,800
3922	47731	Silver Sands Middle School	Silver Sands Middle - Circulation for Security, A	Security	160,000	-
3922	47731	Silver Sands Middle School	Silver Sands Middle - Circulation for Security, A	Security	(154,243)	-
3922	47754	Pride Elementary School	Pride Elementary - Security Fencing	Security	279	-
3922	47754	Pride Elementary School	Pride Elementary - Security Fencing	Security	(279)	-
3922	47757	Atlantic High School	Atlantic HS - Security Fencing	Security	4,834	-
3922	47757	Atlantic High School	Atlantic HS - Security Fencing	Security	(4,834)	-
3922	47758	Seabreeze High School	Seabreeze HS - Security Cameras	Security	104,000	-
3922	47758	Seabreeze High School	Seabreeze HS - Security Cameras	Security	1,485	1,485
3922	47760	Tomoka Elementary School	Tomoka Elementary - Security Cameras	Security	45,000	-
3922	47760	Tomoka Elementary School	Tomoka Elementary - Security Cameras	Security	642	642
3922	47763	Pine Ridge High School	Pine Ridge High - Security Cameras	Security	79,145	-
3922	47763	Pine Ridge High School	Pine Ridge High - Security Cameras	Security	1,130	1,130
3922	47764	University High School	University HS - Security Cameras	Security	97,758	-
3922	47764	University High School	University HS - Security Cameras	Security	1,395	1,395
3922	47766	Read Pattillo Elementary School	Read Pattillo - Security Fencing	Security	7,704	-
3922	47766	Read Pattillo Elementary School	Read Pattillo - Security Fencing	Security	(7,704)	-
3922	47767	New Smyrna Beach High School	New Smyrna Beach HS - Security Fencing	Security	37,207	-
3922	47767	New Smyrna Beach High School	New Smyrna Beach HS - Security Fencing	Security	531	531
3922	47773	Ormond Beach Elementary School	Ormond Beach Elm - Security Fencing	Security	-	37,392
3922	47773	Ormond Beach Elementary School	Ormond Beach Elm - Security Fencing	Security	75,392	-
3922	47773	Ormond Beach Elementary School	Ormond Beach Elm - Security Fencing	Security	1,076	1,076



**SALES TAX EXPENDITURES**

<b>Fund Source</b>	<b>Project No.</b>	<b>Organization</b>	<b>Project Name</b>	<b>Project Type</b>	<b>Budget</b>	<b>Expenditures</b>
3922	47824	New Smyrna Beach High School	New Smyrna Beach High - Retention Fencing	Security	-	42,401
3922	47824	New Smyrna Beach High School	New Smyrna Beach High - Retention Fencing	Security	45,000	-
3922	47824	New Smyrna Beach High School	New Smyrna Beach High - Retention Fencing	Security	(2,599)	-
3922	47824	New Smyrna Beach High School	New Smyrna Beach High - Retention Fencing	Security	605	605
3922	47827	George Marks Elementary School	George Marks Elem - Security Fencing	Security	161,651	-
3922	47827	George Marks Elementary School	George Marks Elem - Security Fencing	Security	(161,651)	-
3922	46280	Pine Ridge High School	Pine Ridge HS - Campus Wide Reroof	Specific & Significant Renovations	-	250,301
3922	46280	Pine Ridge High School	Pine Ridge HS - Campus Wide Reroof	Specific & Significant Renovations	951,764	163,295
3922	46280	Pine Ridge High School	Pine Ridge HS - Campus Wide Reroof	Specific & Significant Renovations	-	74,031
3922	46280	Pine Ridge High School	Pine Ridge HS - Campus Wide Reroof	Specific & Significant Renovations	-	61,836
3922	46280	Pine Ridge High School	Pine Ridge HS - Campus Wide Reroof	Specific & Significant Renovations	-	50,079
3922	46280	Pine Ridge High School	Pine Ridge HS - Campus Wide Reroof	Specific & Significant Renovations	(335,183)	17,039
3922	46280	Pine Ridge High School	Pine Ridge HS - Campus Wide Reroof	Specific & Significant Renovations	-	110,177
3922	46280	Pine Ridge High School	Pine Ridge HS - Campus Wide Reroof	Specific & Significant Renovations	-	8,925
3922	46280	Pine Ridge High School	Pine Ridge HS - Campus Wide Reroof	Specific & Significant Renovations	243,237	34,500
3922	46280	Pine Ridge High School	Pine Ridge HS - Campus Wide Reroof	Specific & Significant Renovations	-	13,800
3922	46280	Pine Ridge High School	Pine Ridge HS - Campus Wide Reroof	Specific & Significant Renovations	-	59,760
3922	46280	Pine Ridge High School	Pine Ridge HS - Campus Wide Reroof	Specific & Significant Renovations	-	11,740
3922	46280	Pine Ridge High School	Pine Ridge HS - Campus Wide Reroof	Specific & Significant Renovations	-	4,834
3922	46280	Pine Ridge High School	Pine Ridge HS - Campus Wide Reroof	Specific & Significant Renovations	22,099	2,072
3922	46280	Pine Ridge High School	Pine Ridge HS - Campus Wide Reroof	Specific & Significant Renovations	-	1,381
3922	46280	Pine Ridge High School	Pine Ridge HS - Campus Wide Reroof	Specific & Significant Renovations	12,589	12,589
3922	46300	Seabreeze High School	Seabreeze HS - Upgrade Chiller Water Plant	Specific & Significant Renovations	3,227	-
3922	46300	Seabreeze High School	Seabreeze HS - Upgrade Chiller Water Plant	Specific & Significant Renovations	-	2,147
3922	47020	Deltona High School	Deltona HS - Media Center Retrofit	Specific & Significant Renovations	-	1,350
3922	47020	Deltona High School	Deltona HS - Media Center Retrofit	Specific & Significant Renovations	1,350	-
3922	47030	Seabreeze High School	Seabreeze HS - Media Center Retrofit	Specific & Significant Renovations	972	-
3922	47160	Atlantic High School	Atlantic HS - Campus Wide Reroof	Specific & Significant Renovations	3,132,030	-

**SALES TAX EXPENDITURES**

Fund Source	Project No.	Organization	Project Name	Project Type	Budget	Expenditures
3922	47160	Atlantic High School	Atlantic HS - Campus Wide Reroof	Specific & Significant Renovations	31,850	-
3922	47160	Atlantic High School	Atlantic HS - Campus Wide Reroof	Specific & Significant Renovations	-	847
3922	47160	Atlantic High School	Atlantic HS - Campus Wide Reroof	Specific & Significant Renovations	82,100	-
3922	47160	Atlantic High School	Atlantic HS - Campus Wide Reroof	Specific & Significant Renovations	-	5,300
3922	47160	Atlantic High School	Atlantic HS - Campus Wide Reroof	Specific & Significant Renovations	-	3,840
3922	47160	Atlantic High School	Atlantic HS - Campus Wide Reroof	Specific & Significant Renovations	46,334	46,334
3922	47180	Atlantic High School	Atlantic HS - Upgrade Fire Alarm and Intercom	Specific & Significant Renovations	876,500	-
3922	47180	Atlantic High School	Atlantic HS - Upgrade Fire Alarm and Intercom	Specific & Significant Renovations	369,112	-
3922	47180	Atlantic High School	Atlantic HS - Upgrade Fire Alarm and Intercom	Specific & Significant Renovations	-	965
3922	47180	Atlantic High School	Atlantic HS - Upgrade Fire Alarm and Intercom	Specific & Significant Renovations	-	48,929
3922	47180	Atlantic High School	Atlantic HS - Upgrade Fire Alarm and Intercom	Specific & Significant Renovations	45,647	-
3922	47180	Atlantic High School	Atlantic HS - Upgrade Fire Alarm and Intercom	Specific & Significant Renovations	-	9,150
3922	47180	Atlantic High School	Atlantic HS - Upgrade Fire Alarm and Intercom	Specific & Significant Renovations	-	8,178
3922	47180	Atlantic High School	Atlantic HS - Upgrade Fire Alarm and Intercom	Specific & Significant Renovations	-	3,050
3922	47180	Atlantic High School	Atlantic HS - Upgrade Fire Alarm and Intercom	Specific & Significant Renovations	-	26
3922	47180	Atlantic High School	Atlantic HS - Upgrade Fire Alarm and Intercom	Specific & Significant Renovations	-	1,218
3922	47180	Atlantic High School	Atlantic HS - Upgrade Fire Alarm and Intercom	Specific & Significant Renovations	-	1,000
3922	47180	Atlantic High School	Atlantic HS - Upgrade Fire Alarm and Intercom	Specific & Significant Renovations	18,432	18,432

**SALES TAX EXPENDITURES**

Fund Source	Project No.	Organization	Project Name	Project Type	Budget	Expenditures
3922	47330	Pine Ridge High School	Pine Ridge HS - Upgrade HVAC, Ceiling and Lighting Bldg. 8	Specific & Significant Renovations	32,308	-
3922	47330	Pine Ridge High School	Pine Ridge HS - Upgrade HVAC, Ceiling and Lighting Bldg. 8	Specific & Significant Renovations	(32,308)	-
3922	47370	Seabreeze High School	Seabreeze HS - Reroof Media Center	Specific & Significant Renovations	179,553	-
3922	47370	Seabreeze High School	Seabreeze HS - Reroof Media Center	Specific & Significant Renovations	8,617	-
3922	47370	Seabreeze High School	Seabreeze HS - Reroof Media Center	Specific & Significant Renovations	-	802
3922	47370	Seabreeze High School	Seabreeze HS - Reroof Media Center	Specific & Significant Renovations	2,686	2,686
3922	47400	Edith I. Starke Elementary School	Starke Elm - Reroof Media Center	Specific & Significant Renovations	135,730	-
3922	47400	Edith I. Starke Elementary School	Starke Elm - Reroof Media Center	Specific & Significant Renovations	-	89,319
3922	47400	Edith I. Starke Elementary School	Starke Elm - Reroof Media Center	Specific & Significant Renovations	14,270	291
3922	47400	Edith I. Starke Elementary School	Starke Elm - Reroof Media Center	Specific & Significant Renovations	-	2,615
3922	47400	Edith I. Starke Elementary School	Starke Elm - Reroof Media Center	Specific & Significant Renovations	-	1,682
3922	47400	Edith I. Starke Elementary School	Starke Elm - Reroof Media Center	Specific & Significant Renovations	-	778
3922	47400	Edith I. Starke Elementary School	Starke Elm - Reroof Media Center	Specific & Significant Renovations	-	1,112
3922	47400	Edith I. Starke Elementary School	Starke Elm - Reroof Media Center	Specific & Significant Renovations	-	2,445
3922	47400	Edith I. Starke Elementary School	Starke Elm - Reroof Media Center	Specific & Significant Renovations	-	1,223
3922	47400	Edith I. Starke Elementary School	Starke Elm - Reroof Media Center	Specific & Significant Renovations	2,141	2,141
3922	47430	Palm Terrace Elementary School	Palm Terrace Elm - Media Center Retrofit	Specific & Significant Renovations	100	-
3922	47700	New Smyrna Beach Middle School	New Smyrna Beach Middle - Cafeteria and Media Center Renovations	Specific & Significant Renovations	-	123,126

**SALES TAX EXPENDITURES**[illegible]

**SALES TAX EXPENDITURES**

<b>Fund Source</b>	<b>Project No.</b>	<b>Organization</b>	<b>Project Name</b>	<b>Project Type</b>	<b>Budget</b>	<b>Expenditures</b>
3961	47701	New Smyrna Beach Middle School	New Smyrna Beach Middle - HVAC, Ceiling,	Specific & Significant Renovations	-	238,868
3961	47701	New Smyrna Beach Middle School	New Smyrna Beach Middle - HVAC, Ceiling,	Specific & Significant Renovations	1,012,996	478,994
3961	47701	New Smyrna Beach Middle School	New Smyrna Beach Middle - HVAC, Ceiling,	Specific & Significant Renovations	-	36,257
3961	47701	New Smyrna Beach Middle School	New Smyrna Beach Middle - HVAC, Ceiling,	Specific & Significant Renovations	3,438	40,475
3961	47701	New Smyrna Beach Middle School	New Smyrna Beach Middle - HVAC, Ceiling,	Specific & Significant Renovations	-	13,779
3961	47701	New Smyrna Beach Middle School	New Smyrna Beach Middle - HVAC, Ceiling,	Specific & Significant Renovations	-	13,779
3922	47704	Atlantic High School	Atlantic HS - Upgrade HVAC and Lighting, Bldg	Specific & Significant Renovations	-	458,890
3922	47704	Atlantic High School	Atlantic HS - Upgrade HVAC and Lighting, Bldg	Specific & Significant Renovations	-	163,377
3922	47704	Atlantic High School	Atlantic HS - Upgrade HVAC and Lighting, Bldg	Specific & Significant Renovations	920,710	-
3922	47704	Atlantic High School	Atlantic HS - Upgrade HVAC and Lighting, Bldg	Specific & Significant Renovations	-	81,715
3922	47704	Atlantic High School	Atlantic HS - Upgrade HVAC and Lighting, Bldg	Specific & Significant Renovations	(208,261)	7,607
3922	47704	Atlantic High School	Atlantic HS - Upgrade HVAC and Lighting, Bldg	Specific & Significant Renovations	245,092	90
3922	47704	Atlantic High School	Atlantic HS - Upgrade HVAC and Lighting, Bldg	Specific & Significant Renovations	-	11,445
3922	47704	Atlantic High School	Atlantic HS - Upgrade HVAC and Lighting, Bldg	Specific & Significant Renovations	-	6,493
3922	47704	Atlantic High School	Atlantic HS - Upgrade HVAC and Lighting, Bldg	Specific & Significant Renovations	-	5,000
3922	47704	Atlantic High School	Atlantic HS - Upgrade HVAC and Lighting, Bldg	Specific & Significant Renovations	31,505	10,328
3922	47704	Atlantic High School	Atlantic HS - Upgrade HVAC and Lighting, Bldg	Specific & Significant Renovations	-	1,240
3922	47704	Atlantic High School	Atlantic HS - Upgrade HVAC and Lighting, Bldg	Specific & Significant Renovations	5,000	-
3922	47704	Atlantic High School	Atlantic HS - Upgrade HVAC and Lighting, Bldg	Specific & Significant Renovations	-	549
3922	47704	Atlantic High School	Atlantic HS - Upgrade HVAC and Lighting, Bldg	Specific & Significant Renovations	-	29,527
3922	47704	Atlantic High School	Atlantic HS - Upgrade HVAC and Lighting, Bldg	Specific & Significant Renovations	-	37,160
3922	47704	Atlantic High School	Atlantic HS - Upgrade HVAC and Lighting, Bldg	Specific & Significant Renovations	-	5,035
3922	47704	Atlantic High School	Atlantic HS - Upgrade HVAC and Lighting, Bldg	Specific & Significant Renovations	74,082	-
3922	47704	Atlantic High School	Atlantic HS - Upgrade HVAC and Lighting, Bldg	Specific & Significant Renovations	(0)	-
3922	47704	Atlantic High School	Atlantic HS - Upgrade HVAC and Lighting, Bldg	Specific & Significant Renovations	15,247	15,247
3922	47742	Southwestern Middle School	Southwestern Middle - Media Center Retrofit	Specific & Significant Renovations	-	190
3922	47742	Southwestern Middle School	Southwestern Middle - Media Center Retrofit	Specific & Significant Renovations	190	-
3922	47742	Southwestern Middle School	Southwestern Middle - Media Center Retrofit	Specific & Significant Renovations	42,444	42,444
3922	47742	Southwestern Middle School	Southwestern Middle - Media Center Retrofit	Specific & Significant Renovations	-	444
3922	47742	Southwestern Middle School	Southwestern Middle - Media Center Retrofit	Specific & Significant Renovations	444	-
3922	47742	Southwestern Middle School	Southwestern Middle - Media Center Retrofit	Specific & Significant Renovations	-	190,966
3922	47742	Southwestern Middle School	Southwestern Middle - Media Center Retrofit	Specific & Significant Renovations	-	154,351
3922	47742	Southwestern Middle School	Southwestern Middle - Media Center Retrofit	Specific & Significant Renovations	384,814	-
3922	47742	Southwestern Middle School	Southwestern Middle - Media Center Retrofit	Specific & Significant Renovations	(30,302)	-
3922	47742	Southwestern Middle School	Southwestern Middle - Media Center Retrofit	Specific & Significant Renovations	-	9,195
3922	47742	Southwestern Middle School	Southwestern Middle - Media Center Retrofit	Specific & Significant Renovations	-	3,100
3922	47742	Southwestern Middle School	Southwestern Middle - Media Center Retrofit	Specific & Significant Renovations	3,900	-
3922	47742	Southwestern Middle School	Southwestern Middle - Media Center Retrofit	Specific & Significant Renovations	(800)	-
3922	47742	Southwestern Middle School	Southwestern Middle - Media Center Retrofit	Specific & Significant Renovations	-	2,922
3922	47742	Southwestern Middle School	Southwestern Middle - Media Center Retrofit	Specific & Significant Renovations	-	3,506
3922	47742	Southwestern Middle School	Southwestern Middle - Media Center Retrofit	Specific & Significant Renovations	-	(3,776)
3922	47742	Southwestern Middle School	Southwestern Middle - Media Center Retrofit	Specific & Significant Renovations	8,766	-
3922	47742	Southwestern Middle School	Southwestern Middle - Media Center Retrofit	Specific & Significant Renovations	-	1,753
3922	47742	Southwestern Middle School	Southwestern Middle - Media Center Retrofit	Specific & Significant Renovations	-	3,776
3922	47742	Southwestern Middle School	Southwestern Middle - Media Center Retrofit	Specific & Significant Renovations	-	584
3922	47742	Southwestern Middle School	Southwestern Middle - Media Center Retrofit	Specific & Significant Renovations	5,185	5,185
3922	47742	Southwestern Middle School	Southwestern Middle - Media Center Retrofit	Specific & Significant Renovations	74,601	-
3922	47742	Southwestern Middle School	Southwestern Middle - Media Center Retrofit	Specific & Significant Renovations	-	74,601
3922	47742	Southwestern Middle School	Southwestern Middle - Media Center Retrofit	Specific & Significant Renovations	(42,444)	(42,444)
3922	47791	Louise S. McInnis Elementary	McInnis Elementary - Potable Water and Sanitary	Specific & Significant Renovations	100,000	-
3922	47791	Louise S. McInnis Elementary	McInnis Elementary - Potable Water and Sanitary	Specific & Significant Renovations	1,427	1,427
3922	47792	Louise S. McInnis Elementary	McInnis Elementary - Media Center Retrofit	Specific & Significant Renovations	50,276	-
3922	47792	Louise S. McInnis Elementary	McInnis Elementary - Media Center Retrofit	Specific & Significant Renovations	500,000	-
3922	47792	Louise S. McInnis Elementary	McInnis Elementary - Media Center Retrofit	Specific & Significant Renovations	(44,000)	-



**SALES TAX EXPENDITURES**

<b>Fund Source</b>	<b>Project No.</b>	<b>Organization</b>	<b>Project Name</b>	<b>Project Type</b>	<b>Budget</b>	<b>Expenditures</b>
3922	47792	Louise S. McInnis Elementary	McInnis Elementary - Media Center Retrofit	Specific & Significant Renovations	(50,276)	-
3922	47792	Louise S. McInnis Elementary	McInnis Elementary - Media Center Retrofit	Specific & Significant Renovations	-	2,625
3922	47792	Louise S. McInnis Elementary	McInnis Elementary - Media Center Retrofit	Specific & Significant Renovations	-	7,250
3922	47792	Louise S. McInnis Elementary	McInnis Elementary - Media Center Retrofit	Specific & Significant Renovations	-	16,750
3922	47792	Louise S. McInnis Elementary	McInnis Elementary - Media Center Retrofit	Specific & Significant Renovations	-	4,750
3922	47792	Louise S. McInnis Elementary	McInnis Elementary - Media Center Retrofit	Specific & Significant Renovations	-	2,850
3922	47792	Louise S. McInnis Elementary	McInnis Elementary - Media Center Retrofit	Specific & Significant Renovations	44,000	1,900
3922	47792	Louise S. McInnis Elementary	McInnis Elementary - Media Center Retrofit	Specific & Significant Renovations	-	(2,625)
3922	47792	Louise S. McInnis Elementary	McInnis Elementary - Media Center Retrofit	Specific & Significant Renovations	6,419	6,419
3922	47796	Pine Ridge High School	Pine Ridge High - Upgrade HVAC, Ceiling and I	Specific & Significant Renovations	1,950,000	-
3922	47796	Pine Ridge High School	Pine Ridge High - Upgrade HVAC, Ceiling and I	Specific & Significant Renovations	(254,345)	-
3922	47796	Pine Ridge High School	Pine Ridge High - Upgrade HVAC, Ceiling and I	Specific & Significant Renovations	(201,881)	388,137
3922	47796	Pine Ridge High School	Pine Ridge High - Upgrade HVAC, Ceiling and I	Specific & Significant Renovations	11,600	-
3922	47796	Pine Ridge High School	Pine Ridge High - Upgrade HVAC, Ceiling and I	Specific & Significant Renovations	247,959	90,649
3922	47796	Pine Ridge High School	Pine Ridge High - Upgrade HVAC, Ceiling and I	Specific & Significant Renovations	28,492	28,492
3922	47796	Pine Ridge High School	Pine Ridge High - Upgrade HVAC, Ceiling and I	Specific & Significant Renovations	-	58,533
3922	47796	Pine Ridge High School	Pine Ridge High - Upgrade HVAC, Ceiling and I	Specific & Significant Renovations	-	12,293
3922	47796	Pine Ridge High School	Pine Ridge High - Upgrade HVAC, Ceiling and I	Specific & Significant Renovations	-	30,385
3922	47796	Pine Ridge High School	Pine Ridge High - Upgrade HVAC, Ceiling and I	Specific & Significant Renovations	242,745	6,270
3922	47805	Turie T. Small Elementary School	Turie T. Small Elementary - Media Center Retrof	Specific & Significant Renovations	500,000	-
3922	47805	Turie T. Small Elementary School	Turie T. Small Elementary - Media Center Retrof	Specific & Significant Renovations	(500,000)	-
3922	20320	Capital Outlay-Only	Various - Infrastructure for Technology	Technology	150,000	-
3922	20320	Capital Outlay-Only	Various - Infrastructure for Technology	Technology	(150,000)	-
3922	20320	Information Technology Services	Various - Infrastructure for Technology	Technology	-	12,823
3922	20320	Information Technology Services	Various - Infrastructure for Technology	Technology	-	10,830
3922	20320	Information Technology Services	Various - Infrastructure for Technology	Technology	-	12,613
3922	20320	Information Technology Services	Various - Infrastructure for Technology	Technology	-	10,868
3922	20320	Information Technology Services	Various - Infrastructure for Technology	Technology	-	7,025
3922	20320	Information Technology Services	Various - Infrastructure for Technology	Technology	-	12,778
3922	20320	Information Technology Services	Various - Infrastructure for Technology	Technology	-	15,727
3922	20320	Information Technology Services	Various - Infrastructure for Technology	Technology	-	7,242
3922	20320	Information Technology Services	Various - Infrastructure for Technology	Technology	89,906	14,878
3922	20320	Information Technology Services	Various - Infrastructure for Technology	Technology	14,878	3,479
3922	20320	Information Technology Services	Various - Infrastructure for Technology	Technology	5,249	(55,983)
3922	20320	Information Technology Services	Various - Infrastructure for Technology	Technology	100,000	-
3922	20320	Information Technology Services	Various - Infrastructure for Technology	Technology	(100,000)	-
3922	20320	Highbanks Learning Center	Various - Infrastructure for Technology	Technology	-	400
3922	20320	Highbanks Learning Center	Various - Infrastructure for Technology	Technology	400	-
3922	20320	Former CLCE (Herbert Street Site) Fac Only	Various - Infrastructure for Technology	Technology	-	200
3922	20320	Former CLCE (Herbert Street Site) Fac Only	Various - Infrastructure for Technology	Technology	200	-
3922	20320	Ormond Beach Elementary School	Various - Infrastructure for Technology	Technology	-	350
3922	20320	Ormond Beach Elementary School	Various - Infrastructure for Technology	Technology	3,300	2,950
3922	20320	Coronado Beach Elementary School	Various - Infrastructure for Technology	Technology	-	3,900
3922	20320	Coronado Beach Elementary School	Various - Infrastructure for Technology	Technology	3,900	-
3922	20320	Chisholm Elementary School	Various - Infrastructure for Technology	Technology	-	200
3922	20320	Chisholm Elementary School	Various - Infrastructure for Technology	Technology	200	-
3922	20320	Champion Elementary School	Various - Infrastructure for Technology	Technology	-	525
3922	20320	Champion Elementary School	Various - Infrastructure for Technology	Technology	525	-
3922	20320	Westside Elementary School	Various - Infrastructure for Technology	Technology	200	-
3922	20320	Westside Elementary School	Various - Infrastructure for Technology	Technology	-	200
3922	20320	Edgewater Public Elementary School	Various - Infrastructure for Technology	Technology	1,180	-
3922	20320	Edgewater Public Elementary School	Various - Infrastructure for Technology	Technology	(1,180)	-
3922	20320	Orange City Elementary School	Various - Infrastructure for Technology	Technology	-	525
3922	20320	Orange City Elementary School	Various - Infrastructure for Technology	Technology	-	4,700



**SALES TAX EXPENDITURES**

<b>Fund Source</b>	<b>Project No.</b>	<b>Organization</b>	<b>Project Name</b>	<b>Project Type</b>	<b>Budget</b>	<b>Expenditures</b>
3922	20320	Orange City Elementary School	Various - Infrastructure for Technology	Technology	5,225	-
3922	20320	Ortona Elementary School	Various - Infrastructure for Technology	Technology	-	350
3922	20320	Ortona Elementary School	Various - Infrastructure for Technology	Technology	-	200
3922	20320	Ortona Elementary School	Various - Infrastructure for Technology	Technology	550	-
3922	20320	Osceola Elementary School	Various - Infrastructure for Technology	Technology	-	900
3922	20320	Osceola Elementary School	Various - Infrastructure for Technology	Technology	-	1,000
3922	20320	Osceola Elementary School	Various - Infrastructure for Technology	Technology	8,850	2,100
3922	20320	Osceola Elementary School	Various - Infrastructure for Technology	Technology	-	4,850
3922	20320	Port Orange Elementary School	Various - Infrastructure for Technology	Technology	-	350
3922	20320	Port Orange Elementary School	Various - Infrastructure for Technology	Technology	-	1,200
3922	20320	Port Orange Elementary School	Various - Infrastructure for Technology	Technology	-	5,600
3922	20320	Port Orange Elementary School	Various - Infrastructure for Technology	Technology	7,150	-
3922	20320	Port Orange Elementary School	Various - Infrastructure for Technology	Technology	16,205	16,205
3922	20320	Port Orange Elementary School	Various - Infrastructure for Technology	Technology	-	(16,205)
3922	20320	South Daytona Elementary School	Various - Infrastructure for Technology	Technology	2,500	-
3922	20320	South Daytona Elementary School	Various - Infrastructure for Technology	Technology	(2,500)	-
3922	20320	Spruce Creek Elementary School	Various - Infrastructure for Technology	Technology	-	4,075
3922	20320	Spruce Creek Elementary School	Various - Infrastructure for Technology	Technology	4,075	-
3922	20320	Holly Hill School (K-8)	Various - Infrastructure for Technology	Technology	-	9,980
3922	20320	Holly Hill School (K-8)	Various - Infrastructure for Technology	Technology	-	200
3922	20320	Holly Hill School (K-8)	Various - Infrastructure for Technology	Technology	10,180	-
3922	20320	Sugar Mill Elementary School	Various - Infrastructure for Technology	Technology	8,050	-
3922	20320	Sugar Mill Elementary School	Various - Infrastructure for Technology	Technology	(8,050)	-
3922	20320	Pine Trail Elementary School	Various - Infrastructure for Technology	Technology	1,400	-
3922	20320	Pine Trail Elementary School	Various - Infrastructure for Technology	Technology	-	1,400
3922	20320	Blue Lake Elementary School	Various - Infrastructure for Technology	Technology	-	3,900
3922	20320	Blue Lake Elementary School	Various - Infrastructure for Technology	Technology	3,900	-
3922	20320	Discovery Elementary School	Various - Infrastructure for Technology	Technology	-	1,400
3922	20320	Discovery Elementary School	Various - Infrastructure for Technology	Technology	1,400	-
3922	20320	Discovery Elementary School	Various - Infrastructure for Technology	Technology	-	200
3922	20320	Discovery Elementary School	Various - Infrastructure for Technology	Technology	400	200
3922	20320	Horizon Elementary School	Various - Infrastructure for Technology	Technology	3,675	-
3922	20320	Horizon Elementary School	Various - Infrastructure for Technology	Technology	(3,475)	200
3922	20320	Timbercrest Elementary School	Various - Infrastructure for Technology	Technology	-	200
3922	20320	Timbercrest Elementary School	Various - Infrastructure for Technology	Technology	-	9,675
3922	20320	Timbercrest Elementary School	Various - Infrastructure for Technology	Technology	9,875	-
3922	20320	Indian River Elementary School	Various - Infrastructure for Technology	Technology	4,650	-
3922	20320	Indian River Elementary School	Various - Infrastructure for Technology	Technology	(4,650)	-
3922	20320	Pathways Elementary School	Various - Infrastructure for Technology	Technology	-	6,100
3922	20320	Pathways Elementary School	Various - Infrastructure for Technology	Technology	6,100	-
3922	20320	Sunrise Elementary School	Various - Infrastructure for Technology	Technology	-	1,000
3922	20320	Sunrise Elementary School	Various - Infrastructure for Technology	Technology	-	1,600
3922	20320	Sunrise Elementary School	Various - Infrastructure for Technology	Technology	-	5,100
3922	20320	Sunrise Elementary School	Various - Infrastructure for Technology	Technology	7,700	-
3922	20320	Friendship Elementary School	Various - Infrastructure for Technology	Technology	-	6,750
3922	20320	Friendship Elementary School	Various - Infrastructure for Technology	Technology	6,750	-
3922	20320	Debary Elementary School	Various - Infrastructure for Technology	Technology	-	7,750
3922	20320	Debary Elementary School	Various - Infrastructure for Technology	Technology	7,750	-
3922	20320	Sweetwater Elementary School	Various - Infrastructure for Technology	Technology	-	200
3922	20320	Sweetwater Elementary School	Various - Infrastructure for Technology	Technology	-	200
3922	20320	Sweetwater Elementary School	Various - Infrastructure for Technology	Technology	-	3,900
3922	20320	Sweetwater Elementary School	Various - Infrastructure for Technology	Technology	4,500	-
3922	20320	Sweetwater Elementary School	Various - Infrastructure for Technology	Technology	(200)	-
3922	20320	Spirit Elementary School	Various - Infrastructure for Technology	Technology	300	-

**SALES TAX EXPENDITURES**

<b>Fund Source</b>	<b>Project No.</b>	<b>Organization</b>	<b>Project Name</b>	<b>Project Type</b>	<b>Budget</b>	<b>Expenditures</b>
3922	20320	Spirit Elementary School	Various - Infrastructure for Technology	Technology	(300)	-
3922	20320	Manatee Cove Elementary School	Various - Infrastructure for Technology	Technology	-	9,550
3922	20320	Manatee Cove Elementary School	Various - Infrastructure for Technology	Technology	-	350
3922	20320	Manatee Cove Elementary School	Various - Infrastructure for Technology	Technology	-	9,200
3922	20320	Manatee Cove Elementary School	Various - Infrastructure for Technology	Technology	19,100	-
3922	20320	Manatee Cove Elementary School	Various - Infrastructure for Technology	Technology	-	(9,550)
3922	20320	Pride Elementary School	Various - Infrastructure for Technology	Technology	725	200
3922	20320	Pride Elementary School	Various - Infrastructure for Technology	Technology	(525)	-
3922	20320	Galaxy Middle School	Various - Infrastructure for Technology	Technology	-	775
3922	20320	Galaxy Middle School	Various - Infrastructure for Technology	Technology	775	-
3922	20320	Creekside Middle School	Various - Infrastructure for Technology	Technology	-	200
3922	20320	Creekside Middle School	Various - Infrastructure for Technology	Technology	-	1,200
3922	20320	Creekside Middle School	Various - Infrastructure for Technology	Technology	-	1,000
3922	20320	Creekside Middle School	Various - Infrastructure for Technology	Technology	2,600	200
3922	20320	Creekside Middle School	Various - Infrastructure for Technology	Technology	200	200
3922	20320	Creekside Middle School	Various - Infrastructure for Technology	Technology	4,100	-
3922	20320	David C. Hinson Middle School	Various - Infrastructure for Technology	Technology	-	400
3922	20320	David C. Hinson Middle School	Various - Infrastructure for Technology	Technology	-	400
3922	20320	David C. Hinson Middle School	Various - Infrastructure for Technology	Technology	-	400
3922	20320	David C. Hinson Middle School	Various - Infrastructure for Technology	Technology	1,200	-
3922	20320	David C. Hinson Middle School	Various - Infrastructure for Technology	Technology	17,000	-
3922	20320	Southwestern Middle School	Various - Infrastructure for Technology	Technology	-	1,050
3922	20320	Southwestern Middle School	Various - Infrastructure for Technology	Technology	-	800
3922	20320	Southwestern Middle School	Various - Infrastructure for Technology	Technology	2,050	200
3922	20320	Campbell Middle School	Various - Infrastructure for Technology	Technology	-	600
3922	20320	Campbell Middle School	Various - Infrastructure for Technology	Technology	-	200
3922	20320	Campbell Middle School	Various - Infrastructure for Technology	Technology	-	200
3922	20320	Campbell Middle School	Various - Infrastructure for Technology	Technology	1,000	-
3922	20320	Campbell Middle School	Various - Infrastructure for Technology	Technology	800	400
3922	20320	Campbell Middle School	Various - Infrastructure for Technology	Technology	5,300	5,700
3922	20320	Deltona Middle School	Various - Infrastructure for Technology	Technology	-	400
3922	20320	Deltona Middle School	Various - Infrastructure for Technology	Technology	-	800
3922	20320	Deltona Middle School	Various - Infrastructure for Technology	Technology	1,200	-
3922	20320	Ormond Beach Middle School	Various - Infrastructure for Technology	Technology	-	175
3922	20320	Ormond Beach Middle School	Various - Infrastructure for Technology	Technology	175	-
3922	20320	Silver Sands Middle School	Various - Infrastructure for Technology	Technology	-	575
3922	20320	Silver Sands Middle School	Various - Infrastructure for Technology	Technology	-	1,200
3922	20320	Silver Sands Middle School	Various - Infrastructure for Technology	Technology	-	200
3922	20320	Silver Sands Middle School	Various - Infrastructure for Technology	Technology	-	11,975
3922	20320	Silver Sands Middle School	Various - Infrastructure for Technology	Technology	13,950	-
3922	20320	Deland Middle School	Various - Infrastructure for Technology	Technology	-	375
3922	20320	Deland Middle School	Various - Infrastructure for Technology	Technology	375	-
3922	20320	Heritage Middle School	Various - Infrastructure for Technology	Technology	-	525
3922	20320	Heritage Middle School	Various - Infrastructure for Technology	Technology	725	-
3922	20320	Heritage Middle School	Various - Infrastructure for Technology	Technology	-	200
3922	20320	Heritage Middle School	Various - Infrastructure for Technology	Technology	200	-
3922	20320	River Springs Middle School	Various - Infrastructure for Technology	Technology	-	1,200
3922	20320	River Springs Middle School	Various - Infrastructure for Technology	Technology	-	600
3922	20320	River Springs Middle School	Various - Infrastructure for Technology	Technology	1,800	-
3922	20320	Deland High School	Various - Infrastructure for Technology	Technology	-	700
3922	20320	Deland High School	Various - Infrastructure for Technology	Technology	-	200
3922	20320	Deland High School	Various - Infrastructure for Technology	Technology	-	600
3922	20320	Deland High School	Various - Infrastructure for Technology	Technology	1,700	200
3922	20320	Deland High School	Various - Infrastructure for Technology	Technology	600	800

**SALES TAX EXPENDITURES**

<b>Fund Source</b>	<b>Project No.</b>	<b>Organization</b>	<b>Project Name</b>	<b>Project Type</b>	<b>Budget</b>	<b>Expenditures</b>
3922	20320	Deland High School	Various - Infrastructure for Technology	Technology	200	-
3922	20320	Spruce Creek High School	Various - Infrastructure for Technology	Technology	-	175
3922	20320	Spruce Creek High School	Various - Infrastructure for Technology	Technology	-	1,000
3922	20320	Spruce Creek High School	Various - Infrastructure for Technology	Technology	-	1,200
3922	20320	Spruce Creek High School	Various - Infrastructure for Technology	Technology	-	200
3922	20320	Spruce Creek High School	Various - Infrastructure for Technology	Technology	-	1,400
3922	20320	Spruce Creek High School	Various - Infrastructure for Technology	Technology	10,900	242
3922	20320	Spruce Creek High School	Various - Infrastructure for Technology	Technology	242	6,925
3922	20320	Seabreeze High School	Various - Infrastructure for Technology	Technology	-	350
3922	20320	Seabreeze High School	Various - Infrastructure for Technology	Technology	-	1,200
3922	20320	Seabreeze High School	Various - Infrastructure for Technology	Technology	-	1,000
3922	20320	Seabreeze High School	Various - Infrastructure for Technology	Technology	2,750	-
3922	20320	Seabreeze High School	Various - Infrastructure for Technology	Technology	-	200
3922	20320	Deltona High School	Various - Infrastructure for Technology	Technology	-	550
3922	20320	Deltona High School	Various - Infrastructure for Technology	Technology	1,350	-
3922	20320	Atlantic High School	Various - Infrastructure for Technology	Technology	-	600
3922	20320	Atlantic High School	Various - Infrastructure for Technology	Technology	-	200
3922	20320	Atlantic High School	Various - Infrastructure for Technology	Technology	-	400
3922	20320	Atlantic High School	Various - Infrastructure for Technology	Technology	1,200	-
3922	20320	Pine Ridge High School	Various - Infrastructure for Technology	Technology	-	975
3922	20320	Pine Ridge High School	Various - Infrastructure for Technology	Technology	-	400
3922	20320	Pine Ridge High School	Various - Infrastructure for Technology	Technology	1,375	-
3922	20320	Deland Adm/Brewster Ctr - Fac Only	Various - Infrastructure for Technology	Technology	-	200
3922	20320	Deland Adm/Brewster Ctr - Fac Only	Various - Infrastructure for Technology	Technology	200	-
3922	20320	Portables - Fac Only	Various - Infrastructure for Technology	Technology	-	400
3922	20320	Portables - Fac Only	Various - Infrastructure for Technology	Technology	400	-
3922	20320	Trans Replacement - Daytona - FAC Only	Various - Infrastructure for Technology	Technology	-	9,520
3922	20320	Trans Replacement - Daytona - FAC Only	Various - Infrastructure for Technology	Technology	-	9,520
3922	20320	Trans Replacement - Daytona - FAC Only	Various - Infrastructure for Technology	Technology	19,041	-
3922	20320	Trans Replacement - Daytona - FAC Only	Various - Infrastructure for Technology	Technology	-	(9,520)
3922	47778	Safety and Security	Mutual Link	Technology	-	130,661
3922	47778	Safety and Security	Mutual Link	Technology	240,476	-
3922	47778	Safety and Security	Mutual Link	Technology	-	109,815
3922	47778	Safety and Security	Mutual Link	Technology	(240,476)	(240,476)
3922	47778	Safety and Security	Mutual Link	Technology	240,476	240,476
3922	69330	Information Technology Services	Various Schools & Depts - District Wide Technol	Technology	20	-
3922	69330	Information Technology Services	Various Schools & Depts - District Wide Technol	Technology	45	(20)
3922	69330	Information Technology Services	Various Schools & Depts - District Wide Technol	Technology	-	20
3922	69330	Information Technology Services	Various Schools & Depts - District Wide Technol	Technology	20	-
3922	69330	Information Technology Services	Various Schools & Depts - District Wide Technol	Technology	-	14,850
3922	69330	Information Technology Services	Various Schools & Depts - District Wide Technol	Technology	-	223,860
3922	69330	Information Technology Services	Various Schools & Depts - District Wide Technol	Technology	50,398	-
3922	69330	Information Technology Services	Various Schools & Depts - District Wide Technol	Technology	-	11,482
3922	69330	Information Technology Services	Various Schools & Depts - District Wide Technol	Technology	-	(12,240)
3922	69330	Information Technology Services	Various Schools & Depts - District Wide Technol	Technology	1,308,583	3,985
3922	69330	Information Technology Services	Various Schools & Depts - District Wide Technol	Technology	361,356	(3,614)
3922	69330	Information Technology Services	Various Schools & Depts - District Wide Technol	Technology	(368,344)	799,600
3922	69330	Information Technology Services	Various Schools & Depts - District Wide Technol	Technology	-	3,692
3922	69330	Information Technology Services	Various Schools & Depts - District Wide Technol	Technology	-	1,645
3922	69330	Information Technology Services	Various Schools & Depts - District Wide Technol	Technology	-	4,324
3922	69330	Information Technology Services	Various Schools & Depts - District Wide Technol	Technology	-	11,391
3922	69330	Information Technology Services	Various Schools & Depts - District Wide Technol	Technology	-	39,214
3922	69330	Information Technology Services	Various Schools & Depts - District Wide Technol	Technology	80,691	1,794
3922	69330	Information Technology Services	Various Schools & Depts - District Wide Technol	Technology	46,580	62,222

**SALES TAX EXPENDITURES**[illegible]



**SALES TAX EXPENDITURES**

<b>Fund Source</b>	<b>Project No.</b>	<b>Organization</b>	<b>Project Name</b>	<b>Project Type</b>	<b>Budget</b>	<b>Expenditures</b>
3922	69330	Information Technology Services	Various Schools & Depts - District Wide Technol	Technology	58,745	-
3922	69330	Information Technology Services	Various Schools & Depts - District Wide Technol	Technology	(41,149)	(41,149)
3922	69330	Information Technology Services	Various Schools & Depts - District Wide Technol	Technology	14,482	-
3922	69330	Information Technology Services	Various Schools & Depts - District Wide Technol	Technology	-	326,745
3922	69330	Information Technology Services	Various Schools & Depts - District Wide Technol	Technology	-	37,913
3922	69330	Information Technology Services	Various Schools & Depts - District Wide Technol	Technology	364,658	-
3922	69330	Information Technology Services	Various Schools & Depts - District Wide Technol	Technology	(50,426)	(113,647)
3922	69330	Information Technology Services	Various Schools & Depts - District Wide Technol	Technology	102,585	102,585
3922	69330	Information Technology Services	Various Schools & Depts - District Wide Technol	Technology	39,685	-
3922	69330	Information Technology Services	Various Schools & Depts - District Wide Technol	Technology	(2,858)	(24,405)
3922	69330	Information Technology Services	Various Schools & Depts - District Wide Technol	Technology	-	30,925
3922	69330	Information Technology Services	Various Schools & Depts - District Wide Technol	Technology	30,925	-
3922	69330	Information Technology Services	Various Schools & Depts - District Wide Technol	Technology	-	8,760
3922	69330	Information Technology Services	Various Schools & Depts - District Wide Technol	Technology	8,760	-
3922	69710	Financial Services	ERP Software - Enterprise Resource Planning	Technology	-	27,000
3922	69710	Financial Services	ERP Software - Enterprise Resource Planning	Technology	-	25,500
3922	69710	Financial Services	ERP Software - Enterprise Resource Planning	Technology	186,000	27,000
3922	69710	Financial Services	ERP Software - Enterprise Resource Planning	Technology	-	25,500
3922	69710	Financial Services	ERP Software - Enterprise Resource Planning	Technology	-	58,000
3922	69710	Financial Services	ERP Software - Enterprise Resource Planning	Technology	-	3,688
3922	69710	Financial Services	ERP Software - Enterprise Resource Planning	Technology	-	9,438
3922	69710	Financial Services	ERP Software - Enterprise Resource Planning	Technology	281,525	15,875
3922	69710	Financial Services	ERP Software - Enterprise Resource Planning	Technology	-	16,000
3922	69710	Financial Services	ERP Software - Enterprise Resource Planning	Technology	(1,122)	8,000
3922	69710	Information Technology Services	ERP Software - Enterprise Resource Planning	Technology	-	144,793
3922	69710	Information Technology Services	ERP Software - Enterprise Resource Planning	Technology	-	28,000
3922	69710	Information Technology Services	ERP Software - Enterprise Resource Planning	Technology	481,305	61,282
3922	69710	Information Technology Services	ERP Software - Enterprise Resource Planning	Technology	-	28,000
3922	69710	Information Technology Services	ERP Software - Enterprise Resource Planning	Technology	-	246,895
3922	69710	Information Technology Services	ERP Software - Enterprise Resource Planning	Technology	-	56,000
3922	69710	Information Technology Services	ERP Software - Enterprise Resource Planning	Technology	711,045	44,880
3922	69710	Information Technology Services	ERP Software - Enterprise Resource Planning	Technology	-	20,625
3922	69710	Information Technology Services	ERP Software - Enterprise Resource Planning	Technology	378,606	-
3922	69710	Information Technology Services	ERP Software - Enterprise Resource Planning	Technology	-	31,770
3922	69710	Information Technology Services	ERP Software - Enterprise Resource Planning	Technology	-	102,293
3922	69710	Information Technology Services	ERP Software - Enterprise Resource Planning	Technology	-	54,597
3922	69710	Information Technology Services	ERP Software - Enterprise Resource Planning	Technology	134,063	157,354
3922	69710	Information Technology Services	ERP Software - Enterprise Resource Planning	Technology	109,194	-
3922	69710	Information Technology Services	ERP Software - Enterprise Resource Planning	Technology	145,762	43,006
3922	69710	Student Transportation	ERP Software - Enterprise Resource Planning	Technology	10,725	-
3923	69710	Finance	ERP Software - Enterprise Resource Planning	Technology	-	5,693
3923	69710	Finance	ERP Software - Enterprise Resource Planning	Technology	6,473	-
3923	69710	Finance	ERP Software - Enterprise Resource Planning	Technology	(780)	-
3922	69720	Information Technology Services	SIS Software - New District Student Information	Technology	1,840,398	-
3922	69720	Information Technology Services	SIS Software - New District Student Information	Technology	(1,840,398)	-
3922	69720	Information Technology Services	SIS Software - New District Student Information	Technology	40,401	-
3922	69720	Information Technology Services	SIS Software - New District Student Information	Technology	(40,401)	-
3922	40650	Capital Outlay-Only	Facilities Manangement		1,200,000	-
3922	40650	Capital Outlay-Only	Facilities Manangement		(1,200,000)	-
<b>Total</b>					<b>166,429,526</b>	<b>75,327,825</b>