



Belgrade High School

303 North Hoffman
Belgrade, MT 59714

Grades Served: 9-12

Student Enrollment: 1,036

Per Pupil Expenditures: \$9,747.94

Montana Accountability System

As required under the Every Student Succeeds Act (ESSA), Montana developed an accountability system to meaningfully differentiate schools by the support needed.

Schools are identified as one of the following:

- Comprehensive Support & Improvement (CSI) Schools
- Targeted Support & Improvement (TSI) Schools
- Universal Support Schools

Mathematics



	Novice	Nearing Proficient	Proficient	Advanced
School	46%	33%	12%	9%
District	46%	33%	12%	9%
State	35%	30%	21%	14%

Reading



	Novice	Nearing Proficient	Proficient	Advanced
School	40%	19%	24%	16%
District	40%	19%	24%	16%
State	30%	24%	29%	17%

Science



	Novice	Nearing Proficient	Proficient	Advanced
School	42%	34%	16%	8%
District	42%	34%	16%	8%
State	27%	37%	24%	12%

[Click here for more detail about Student Achievement](#)

Due to rounding, percentages on each page may not add up to 100%.

An asterisk (*) indicates this number has been suppressed for student privacy and security reasons ([Privacy & Security Details](#)).

2
3
4

School Accountability Designation

Targeted Support

Report Card Definitions & Methodology

Due to rounding, percentages on each page may not add up to 100%. An asterisk (*) indicates this number has been suppressed for student privacy and security reasons ([Privacy & Security Details](#)) or the data was either not available or could not be reported. For more information about why data may not be available or reported, visit the [Report Card Information page](#).

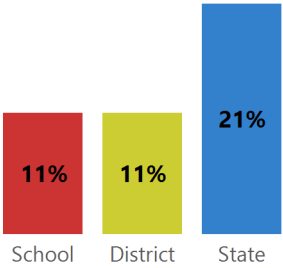
[Click here for more detail about Accountability](#)

Student Achievement Scores

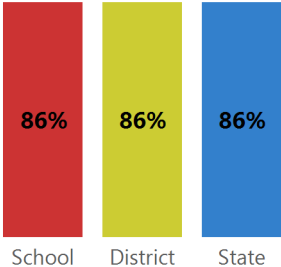
 Novice  Nearing Proficient  Proficient  Advanced

Due to rounding, percentages on each page may not add up to 100%. An asterisk (*) indicates this number has been suppressed for student privacy and security reasons ([Privacy & Security Details](#)).

% of English Learners showing progress toward English proficiency

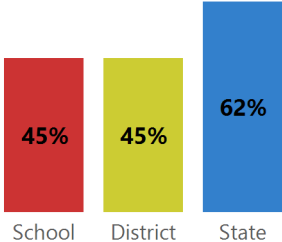


% of students graduating high school in four years



[Click for more information](#)

% of students who are college or career ready



[Click for more information](#)

English Learners	
# English Learners	18
# Assessed	14
% Achieved Proficiency	0 %
% Students Showing Progress on the EL Assessment	11 %

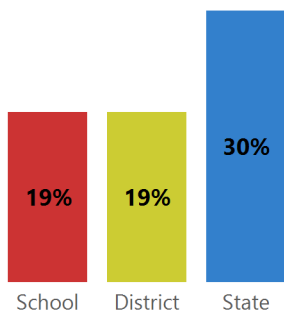
% of students with at least 95% attendance for the entire school year

[Click for more information on Attendance](#)

**Due to rounding, percentages on each page may not add up to 100%.
 An asterisk (*) indicates this number has been suppressed for student privacy and security reasons (Privacy & Security Details).**

Student Achievement Progress Scores

School Attendance



Educator Qualifications

[Click here for details on Educator Qualifications \(inexperienced educators, emergency provisional licenses, educators working out of field\)](#)

School Quality, Climate, and Safety

Source: Civil Rights Data Collection [as published by the US Department of Education Office of Civil Rights](#).

An asterisk (*) indicates this number has been suppressed for student privacy and security reasons ([Privacy & Security Details](#)).

[Click here for details on Montana Civil Rights Data Collection](#)

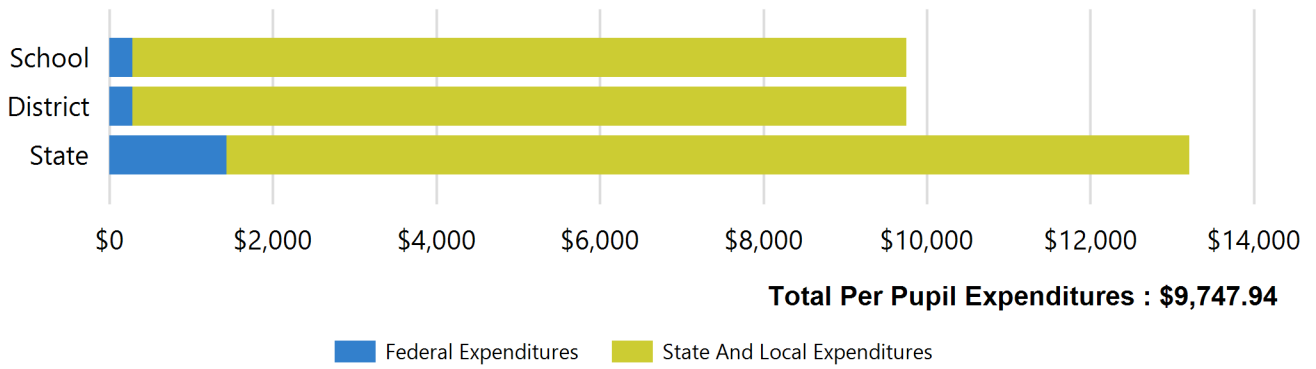
Due to rounding, percentages on each page may not add up to 100%.

An asterisk (*) indicates this number has been suppressed for student privacy and security reasons ([Privacy & Security Details](#)).

**Due to rounding, percentages on each page may not add up to 100%.
An asterisk (*) indicates this number has been suppressed for student privacy and security reasons ([Privacy & Security Details](#)).**

School Finance

Per Pupil Expenditures for Belgrade High School



[Click here for more details on Per Pupil Expenditures](#)