

















BIRMINGHAM COMMUNITY CHARTER HIGH SCHOOL SY2022-23

STUDENT DEMOGRAPHIC RATES





Ethnicity (All Enrolled Students)

	01.19% — Asian
	04.93% — Black or African American
	01.92% — Two or More Races
	02.02% — Filipino
	85.40% — Hispanic or Latino
	00.10% — Native Hawaiian or Other Pacific Islander
	03.97% — White

Ethnicity (All Registered Students for the SBAC ELA/Math)

	01.14% — Asian
	05.26% — Black or African American
	02.84% — Two or More Races
	02.84% — Filipino
	83.24% — Hispanic or Latino
	00.28% — Native Hawaiian or Other Pacific Islander
	04.26% — White

Other Subgroups

	10.9% — Special Education
	08.8% — English Learner
	81.0% — National School Lunch Program
	06.10% — Youth Experiencing Homelessness



BIRMINGHAM COMMUNITY CHARTER HIGH SCHOOL SY2022-23

**Free Eligibility Scale
Meals, Snacks, and Milk**

Household Size	Annual	Monthly	Twice Per Month	Every Two Weeks	Weekly
1	\$ 17,667	\$ 1,473	\$ 737	\$ 680	\$ 340
2	\$ 23,803	\$ 1,984	\$ 992	\$ 916	\$ 458
3	\$ 29,939	\$ 2,495	\$ 1,248	\$ 1,152	\$ 576
4	\$ 36,075	\$ 3,007	\$ 1,504	\$ 1,388	\$ 694
5	\$ 42,211	\$ 3,518	\$ 1,759	\$ 1,624	\$ 812
6	\$ 48,347	\$ 4,029	\$ 2,015	\$ 1,860	\$ 930
7	\$ 54,483	\$ 4,541	\$ 2,271	\$ 2,096	\$ 1,048
8	\$ 60,619	\$ 5,052	\$ 2,526	\$ 2,332	\$ 1,166
For each additional family member, add:	\$ 6,136	\$ 512	\$ 256	\$ 236	\$ 118



BIRMINGHAM COMMUNITY CHARTER HIGH SCHOOL SY2022-23

Reduced-price Eligibility Scale Meals and Snacks

Household Size	Annual	Monthly	Twice Per Month	Every Two Weeks	Weekly
1	\$ 25,142	\$ 2,096	\$ 1,048	\$ 967	\$ 484
2	\$ 33,874	\$ 2,823	\$ 1,412	\$ 1,303	\$ 652
3	\$ 42,606	\$ 3,551	\$ 1,776	\$ 1,639	\$ 820
4	\$ 51,338	\$ 4,279	\$ 2,140	\$ 1,975	\$ 988
5	\$ 60,070	\$ 5,006	\$ 2,503	\$ 2,311	\$ 1,156
6	\$ 68,802	\$ 5,734	\$ 2,867	\$ 2,647	\$ 1,324
7	\$ 77,534	\$ 6,462	\$ 3,231	\$ 2,983	\$ 1,492
8	\$ 86,266	\$ 7,189	\$ 3,595	\$ 3,318	\$ 1,659
For each additional family member, add:	\$ 8,732	\$ 728	\$ 364	\$ 336	\$ 168