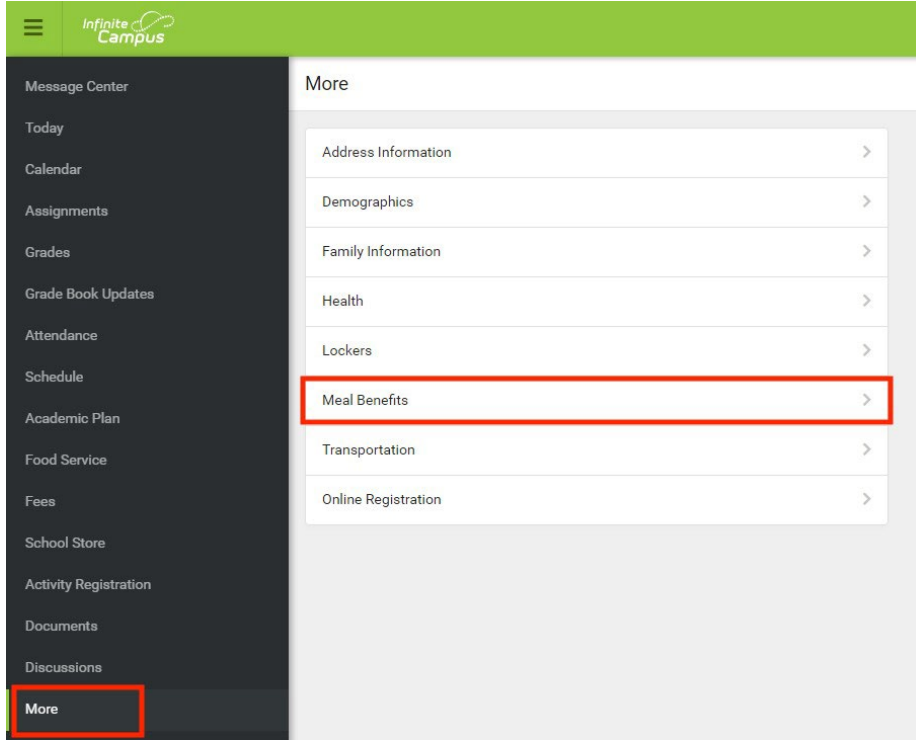
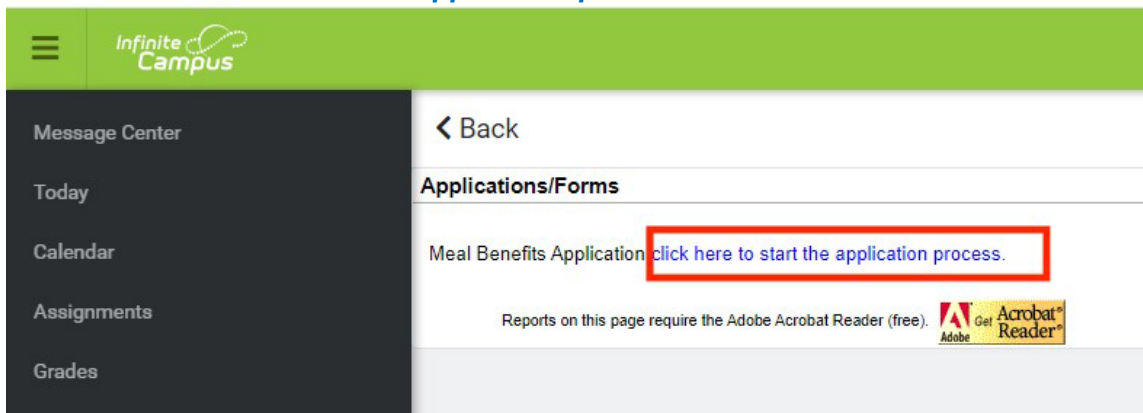


Parents can now submit online Educational Benefits applications using their Infinite Campus parent portal account. Below are the steps to complete the online Educational Benefits application.

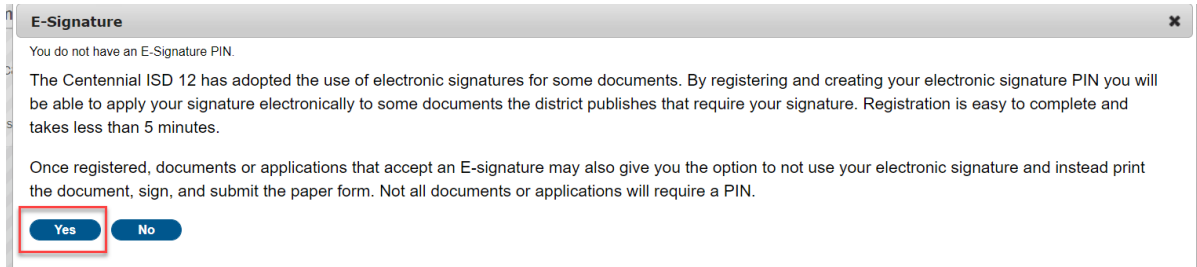
- Sign in to Infinite Campus parent portal - [Website](#).
(Contact the office of your child’s school if you do not know your login information.)
- On the left side, click on **More** and then click on **Meal Benefits**



Click on [click here to start the application process](#)



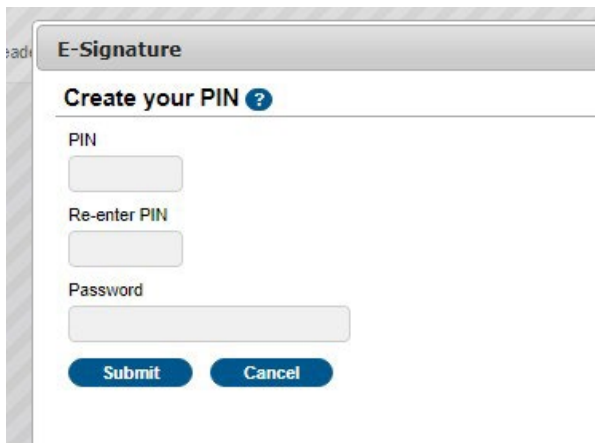
- On the E-Signature page, click **Yes**



- If you have not made an E-Signature PIN before you will need to make one
- PINs need to be 5 characters
 - The PIN needs to contain a minimum of 1 letter and 1 number

Enter five (5) letters, numbers or special characters (!@#\$\$%^&*+?~|=). You must have at least one each of two of the types.

- Enter your Infinite Campus password (that you used to log in)
- Click **Submit**



- Enter the needed information on each tab
- On the Authorization tab, **enter your PIN** and click **Submit**
- On the Submitted tab, click **Quit** and **Yes**

If you have any questions or issues, please call (763) 792-5423 or (763) 792-5422.