

# Harrison Elementary

---

Linda Padilla, Principal

Aaron Carter, Assistant Principal

Gena Soto, Dean

Samuel Maldonado, Truancy Officer




# Enrollment

<b>Total Enrollment</b>	404
<b>Homeless</b>	11
<b>Special Education</b>	56
<b>Limited English Proficiency</b>	157
<b>Free/Reduced Lunch</b>	317



# HARRISON'S **THREE FOCUS AREAS**

A magnifying glass with a silver rim and a black handle is positioned over the word 'THREE' in the title. The lens of the magnifying glass is centered on the word, making it appear larger and more prominent than the other words in the title.

**Proficiency**

**Growth**

**MTSS**



# Focus Area #1: Proficiency

**Harrison Elementary will take measures to progressively increase the number of students achieving proficiency in both ELA and math.**

## **Action Steps:**

- Conduct data-driven PLC's to closely monitor student achievement**
- Review and revise systems for intervention (WIN) based on BT calendar**
- Implement Science of Reading instructional coach**



# Focus Area #2: Growth

**Harrison Elementary will take measures to increase student academic growth**

## **Action Steps:**

- Conduct data-driven PLC's to closely monitor student growth**
- Review and revise systems for intervention (WIN) based on BT calendar**






# NWEA Reading Data

Data Beginning of Year to End of Year

	FALL 2022-2023 ACHIEVEMENT					WINTER 2022-2023 ACHIEVEMENT							
Grade	Median Percentile	Achievement Percentiles				Median Percentile	Achievement Percentiles				Number of Students ⓘ		
Grade KG	39th	22%	38%	29%	11%	38th	27%	27%	22%	20%	4	45	
Grade 1	38th	30%	26%	9%	24%	11%	37th	35%	17%	20%	17%	11%	54
Grade 2	17th	60%	18%	8%	4%	10%	10th	66%	10%	14%	4%	6%	50
Grade 3	21st	47%	18%	15%	11%	9%	27th	44%	14%	24%	13%	5%	55
Grade 4	35th	40%	17%	24%	11%	8%	28th	42%	26%	20%	3%	9%	65
Grade 5	38th	26%	26%	28%	18%	2%	36th	33%	26%	26%	11%	4%	46
Grade 6	37th	22%	37%	22%	15%	4%	37th	39%	24%	22%	8%	7%	59

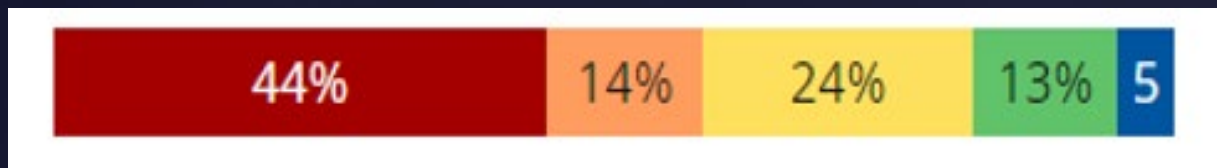


# NWEA Math Data

Data Beginning of Year to End of Year

	FALL 2022-2023 ACHIEVEMENT					WINTER 2022-2023 ACHIEVEMENT					
Grade	Median Percentile	Achievement Percentiles				Median Percentile	Achievement Percentiles				Number of Students <sup>1</sup>
Grade KG	31st	30%	30%	24%	9% 7%	35th	26%	26%	20%	17% 11%	46
Grade 1	53rd	26%	11%	24%	26% 13%	52nd	17%	18%	26%	28% 11%	54
Grade 2	15th	59%	25%	8%	4% 4%	10th	57%	14%	23%	4%	51
Grade 3	26th	45%	28%	9%	14% 4%	30th	36%	19%	27%	18%	56
Grade 4	23rd	46%	29%	19%	6%	21st	43%	32%	22%	3%	65
Grade 5	27th	33%	31%	30%	4% 2%	21st	50%	26%	13%	11%	46
Grade 6	23rd	42%	35%	12%	7% 4%	26th	37%	31%	21%	9% 2%	57

# Third Grade Reading Data



ELA		3/1/2023
Standard	3.RL.4.2	Compare/contrast t
Minimally Proficient	Partially Proficient	Proficient
9	8	4
1	12	3
4	9	5





# Interventions

- FROG ROOM (Reading)
- Differentiated Small Group Instruction
- Math Lab



# I-Read 3 Data

School Year	Percent of Students with Passing Score
21-22	34%
22-23	51% (preliminary data)



# Focus Area #3: MTSS

(Multi-Tiered Systems of Support)

**Harrison Elementary will continue the implementation of our MTSS framework**

## **Action Steps:**

- Bi-monthly Student Support Team meetings to address academic and behavioral needs**
- SST team works to identify the needs of targeted subgroups and address them accordingly**
- SEL morning times built into the master schedule**
- Utilizing Panorama for student and staff surveys and check-ins**





# Attendance

**92% Average daily attendance**

**174 students have attended 95% or more of the school days this year**

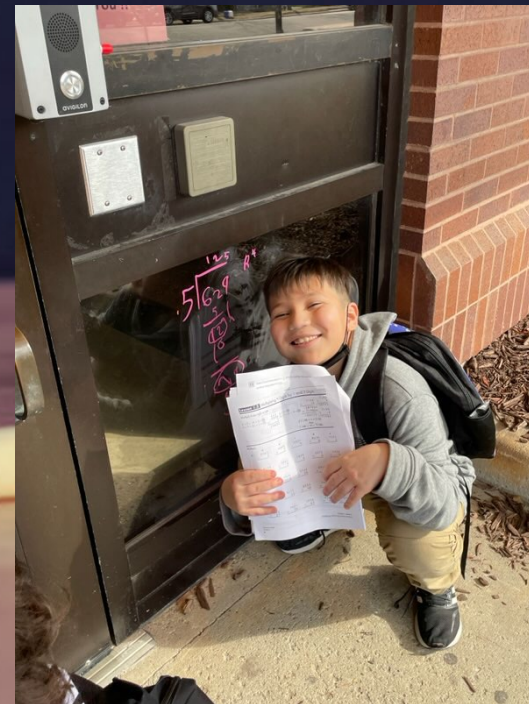
**123 students have attended 90% or more**

**20 students have critical attendance**

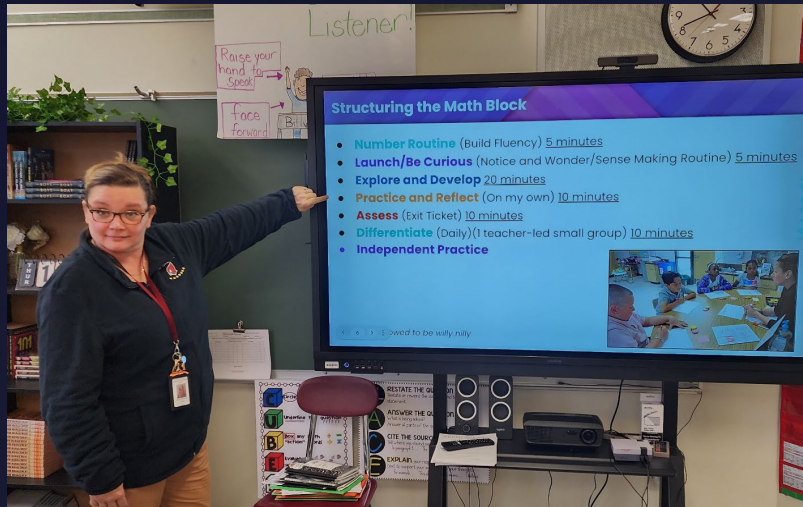
	Interventions
7	<i>Geminus Referrals</i>
82	<i>Parent Cafe Forms</i>
8	<i>Home Visits</i>
29	<i>Parent Meetings</i>
82	<i>Attendance Contracts Signed</i>
4	<i>City Court Citations issued</i>
232	<i>3 Day Unexcused Absence Letters</i>
195	<i>5 Day Unexcused Absence Letters</i>
69	<i>10 Day Unexcused Absence Letters</i>




# Our Students







# Our Staff







# Our Families and Community Partners

