

Edgenuity Grades

Edgenuity has **3 different grades** that it calculates for you real-time. Each grade is important and serves a different purpose. These grades are available 24/7 from your Edgenuity dashboard.

<p style="text-align: center;"><i>Actual Grade</i></p> <p>The Actual Grade is the grade on the work you've submitted, adjusted down if you are behind in progress.</p>
<p style="text-align: center;"><i>Relative Grade</i></p> <p>The Relative Grade is the grade you get if all unfinished assignments are set to zero.</p>
<p style="text-align: center;"><i>Overall Grade</i></p> <p>The Overall Grade is the grade on the work you have submitted. No penalty for any missing or overdue assignments.</p>

Edgenuity Course Grading Policy

Edgenuity classes are weighted as follows:

- 40% Q1 grade ← The *Actual Grade* at the end of the first quarter
- 40% Q2 grade ← The *Relative Grade* on the last day of the semester
- 20% Final ← The grade on your Edgenuity final

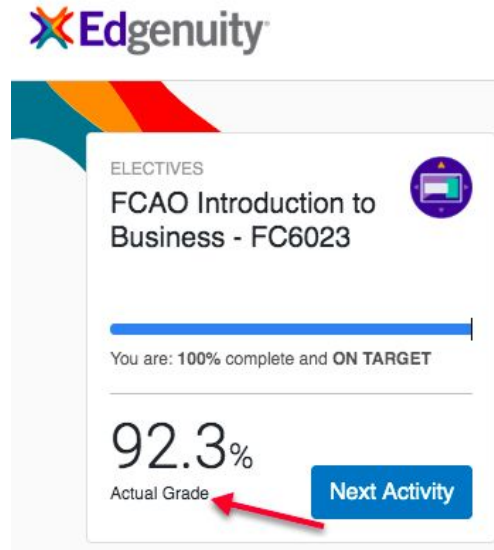
While Edgenuity classes are self-paced, your actual grade at the end of the first quarter represents 40% of your overall course grade! Do not fall behind.

Communicate with your teacher immediately if any questions arise.

Where to find your Actual Grade

When you first log in, you see your classes and the *Actual Grade*.


Remember - the Actual Grade at the end of the first quarter is 40% of your overall course grade and will go on your report card as your Q1 grade.



The image shows the Edgenuity logo at the top. Below it is a course progress card for 'ELECTIVES FCAO Introduction to Business - FC6023'. The card features a progress bar and the text 'You are: 100% complete and ON TARGET'. The 'Actual Grade' is displayed as 92.3%, with a red arrow pointing to it. A 'Next Activity' button is also visible.

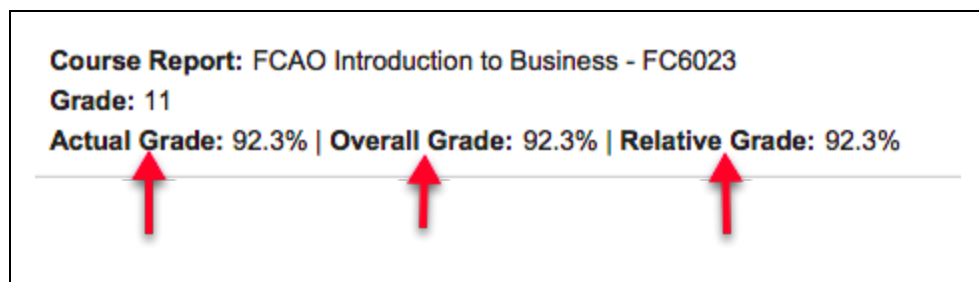
Where to find your Relative and Overall Grades

To find your Relative Grade, click on the class name to get into the course map, then click on Course Report in the upper right. The Relative Grade at the end of the semester represents 40% of your overall course grade.



The screenshot shows the 'Course Map' interface for 'FCAO Introduction to Business - FC6023'. The 'Course Report' button is highlighted with a red arrow. The unit name 'UNIT: INTRODUCTION TO BUSINESS - A' is visible at the bottom.

Open the Course Report and you will see all 3 grades in the upper left.



The Course Report summary for 'FCAO Introduction to Business - FC6023' shows a 'Grade: 11' and three grade metrics: 'Actual Grade: 92.3%', 'Overall Grade: 92.3%', and 'Relative Grade: 92.3%'. Red arrows point to each of these three grade values.