

Homework Helpers

Grade K Module 2



GK-M2-Lesson 1

Draw a line from the shape to its matching object.

I see shapes all around me!
This shape has four sides that are all the same. It looks like a checkerboard.


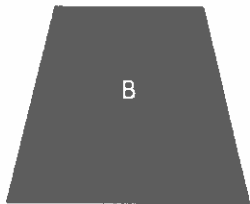
This shape has six sides and six corners.

This shape has no corners or straight lines. It is round like a clock.


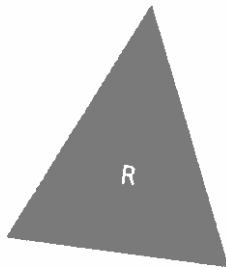
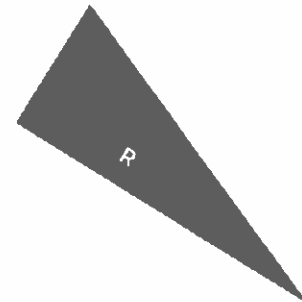
GK-M2-Lesson 2

Color the triangles red and the other shapes blue.

I know these two blue shapes are not triangles because they have four straight sides, and triangles have three sides!



The red shapes are triangles because they have three straight sides and three corners!



This shape can't be a triangle because it has curved lines.

GK-M2-Lesson 3

Color all the rectangles red. Color all the triangles green.

I know the white shapes are not rectangles or triangles because they have more than three or four sides.

The red shapes are rectangles because they have 4 sides and 4 corners. A square is a special rectangle where all sides are the same.

In the box, draw 2 rectangles and 2 triangles. How many shapes did you draw? Put your answer in the circle.

I drew 2 rectangles and 2 triangles, which makes 4 shapes altogether.

4

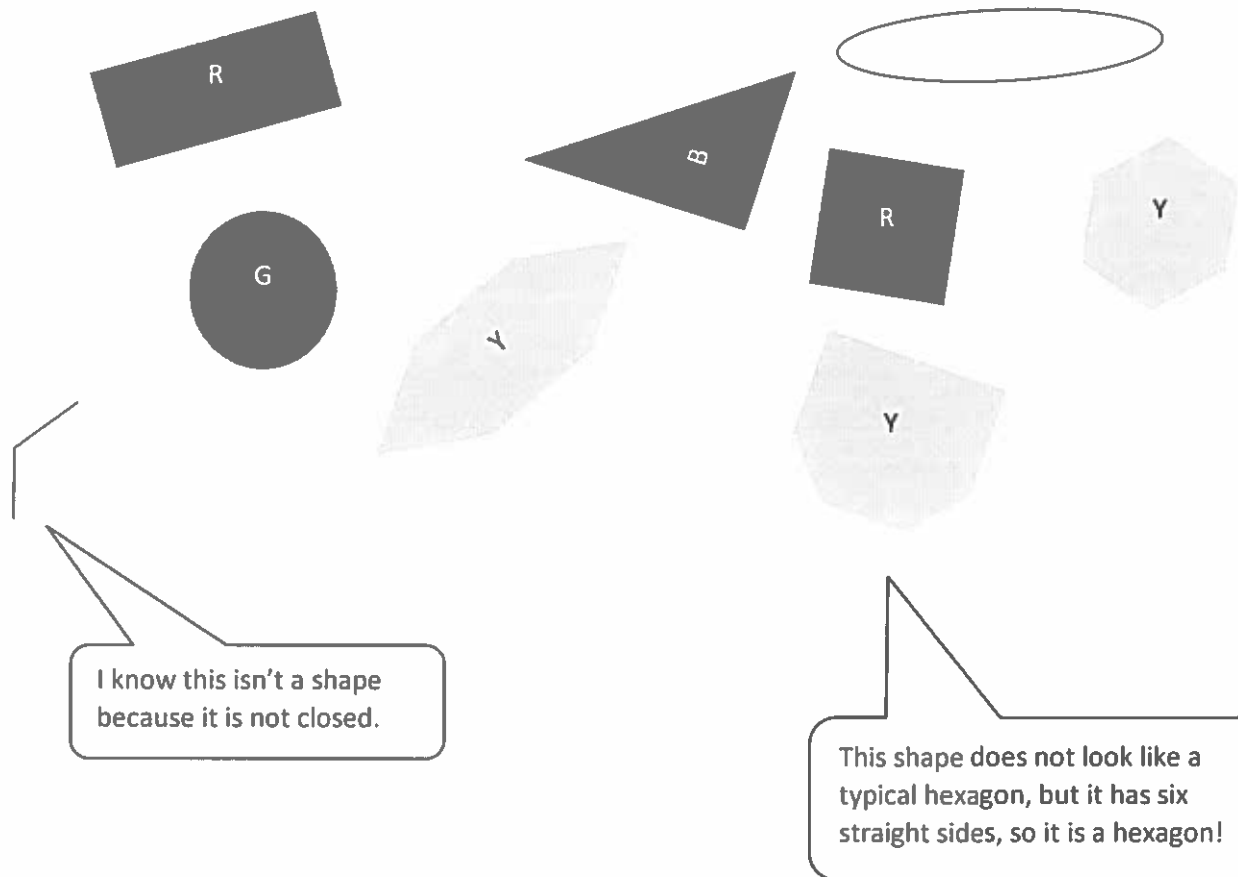
GK-M2-Lesson 4

Color the triangles blue.

Color the rectangles red.

Color the circles green.

Color the hexagons yellow.

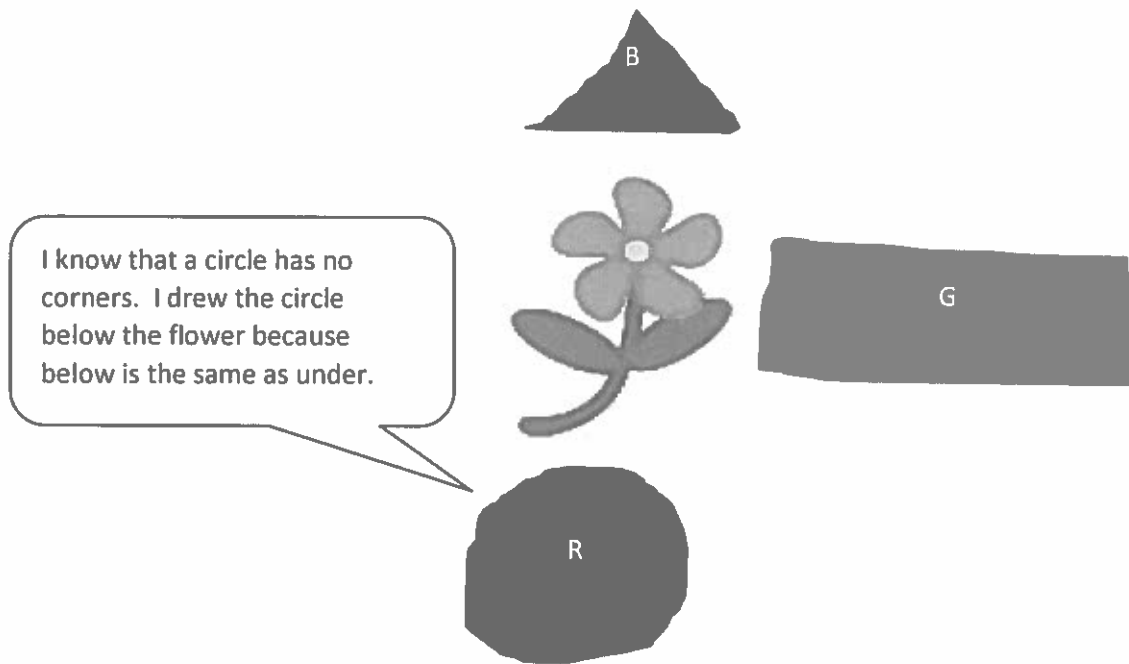


GK-M2-Lesson 5

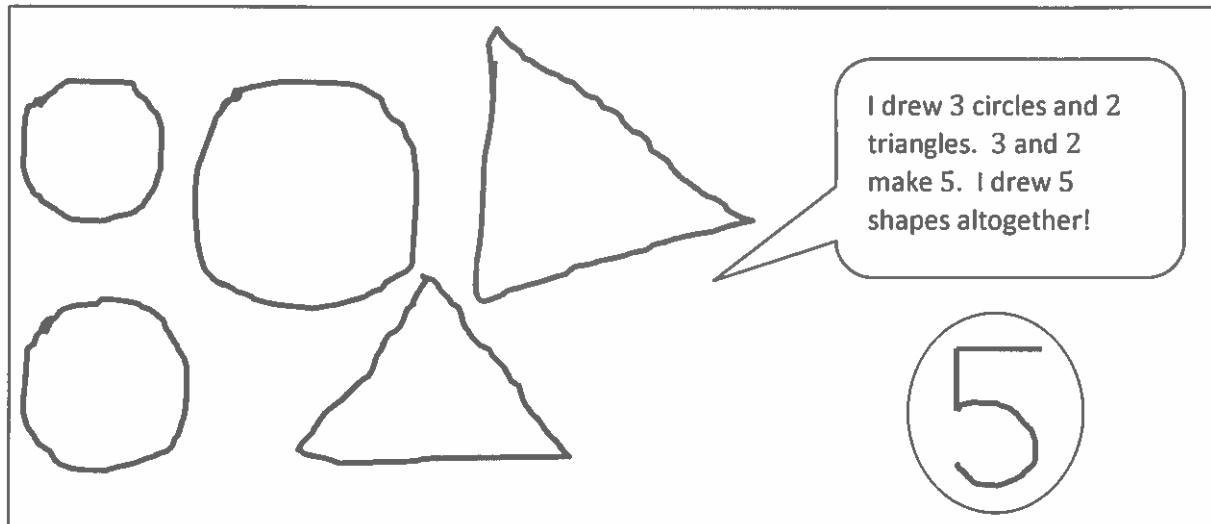
Next to the flower, draw a shape with 4 sides, 2 long and 2 short. Color it green.

Below the flower, draw a shape with no corners. Color it red.

Above the flower, draw a shape with 3 straight sides. Color it blue.

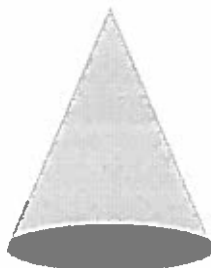
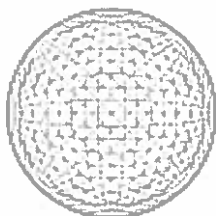


In the box, draw 3 circles and 2 triangles. How many shapes did you draw? Put your answer in the circle.




GK-M2-Lesson 6

Find things in your house or in a magazine that look like these solids. Draw the solids or cut out and paste pictures from a magazine.



I know this shape! It is pointy at the end and holds ice cream!



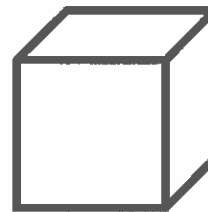
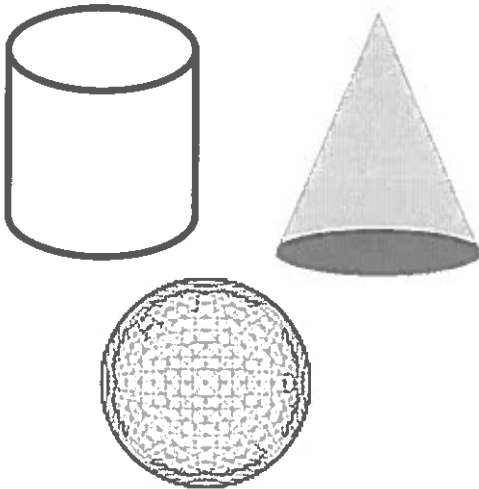
These cans look the same as the solid shape because they both curve in the middle and have circles on the ends.

GK-M2-Lesson 7

Cut one set of solid shapes. Sort the 4 solid shapes. Paste them onto the chart.

These shapes roll.

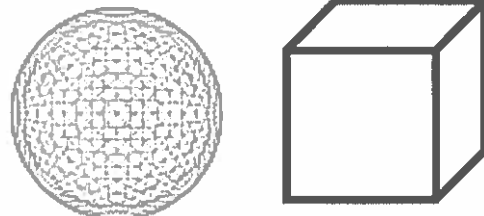
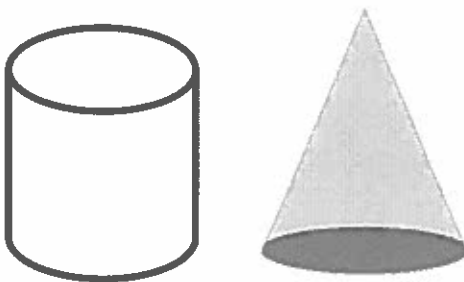
These shapes do not roll.



The cube does not have any curved sides. I know that it will not roll no matter which side I put it down on.

These shapes have circle faces.

These shapes do not have circle faces.



The cylinder has 2 circle faces, and the cone has 1 circle face.


GK-M2-Lesson 8

Tell someone at home the names of each solid shape.

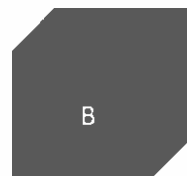
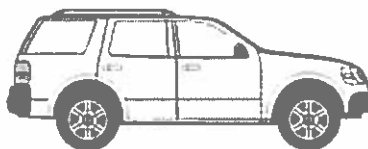
I know the cone is above the car, so I colored it orange. The opposite of above is below. I colored the cylinder green because it is below or under the car.



Cone



Sphere



Cube



Cylinder

Beside also means next to. I already colored the cube blue because it is in front of the car, so I knew the sphere was beside the car.

Color the shape in front of the car blue.

Color the shape above the car orange.

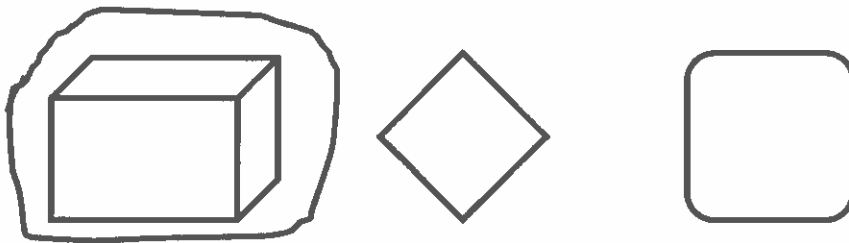
Color the shape below the car green.

Color the shape beside the car red.


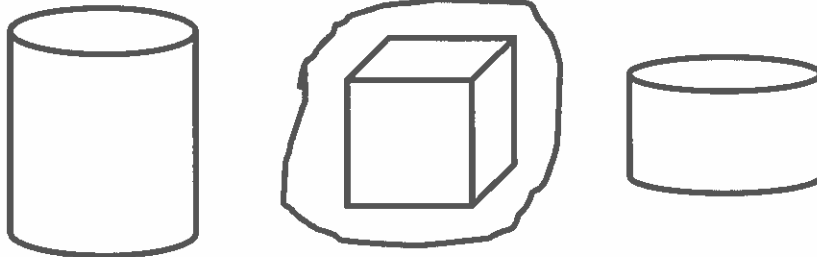
GK-M2-Lesson 9

In each row, circle the one that doesn't belong. Explain your choice to a grown-up.

The solid shape doesn't belong in this group. The other shapes are flat.



The cube doesn't belong. The other shapes are cylinders.



This piece of a circle doesn't belong. The other shapes really are circles.

GK-M2-Lesson 10

Search your house to see what shapes and solids you can find. Draw the shapes that you see by tracing the faces of the solids that you find. Color your collage.




I traced a can of green beans. The shape of the can is a cylinder, and the face is a circle.



This is a block from my room! It is a cube, which has 6 square faces.



I ate an ice cream cone for dessert. Its face is a circle, too!



This is my bouncy ball! It is a sphere. It doesn't have a face. It's curved all over.