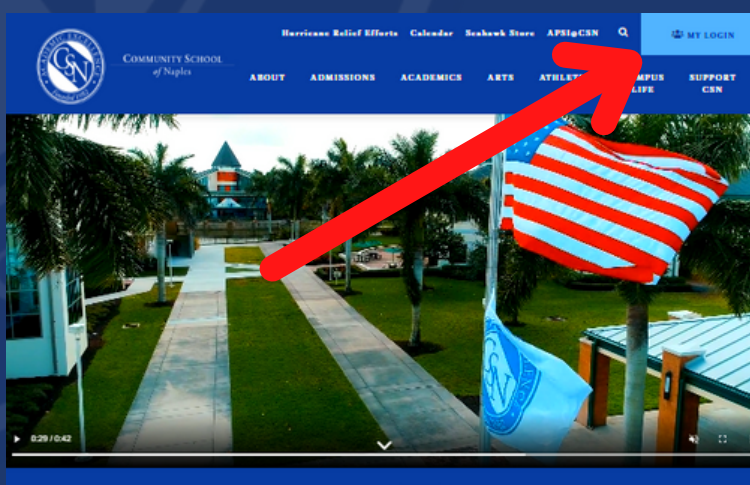


Accessing your CSN Portal

First, head to the [CSN Website](#).

Click on the **MY LOGIN** button in the upper-right hand corner of the webpage.

1



Community Login

Parents, Students, and Faculty/Staff [click here to retrieve your password.](#)

Email the [Website Manager](#) for all website and login issues.

Please provide your username and password to log in:

Username

Enter your username

Password

Enter your password

LOGIN

2

On the Community Login page, enter your username and password to gain access to the CSN portal.

Can't log in? Skip to step 4.

In the CSN portal, you can access all of your resources in one place.

If you've recently reset your password, it may take up to an hour for the Single-Sign On to take effect.

3

Can't log in? Skip to step 4.



Community Login

Parents, Students, and Faculty/Staff [click here to retrieve your password.](#)

Email the [Website Manager](#) for all website and login issues.

Please provide your username and password to log in:

Username

Enter your username

Password

Enter your password

LOGIN

4

If your login attempts are failing, either your username or password is incorrect.

Parent usernames are always your first and last name without spaces. *ex: johndoe*

Student usernames are your first initial, last name, and class year. *ex: jdoe2023*

Faculty usernames are your first initial followed by your last name. *ex: jdoe*

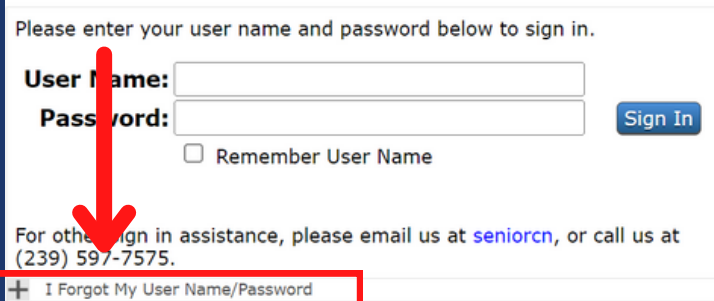
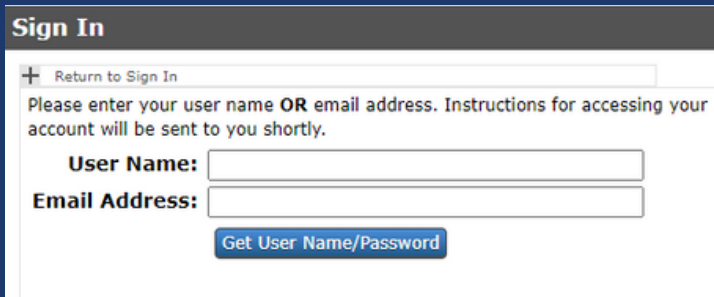
If you don't remember your password or username, click the "[retrieve your password](#)" link below the "Community Login" heading.

Upon clicking the "[retrieve your password](#)" link, you will be directed to the form on the left.

Here, you can enter your **username OR your account email address** to receive password reset instructions.

If the form prompts you to enter your username and password, click the plus sign on the bottom left.

5



Instructions for resetting your password will be emailed to you shortly.

[Return to Sign In](#)

Please enter your user name **OR** email address. Instructions for accessing your account will be sent to you shortly.

User Name:

Email Address:

[Get User Name/Password](#)

For other sign in assistance, please email us at seniorcn, or call us at (239) 597-7575.

6

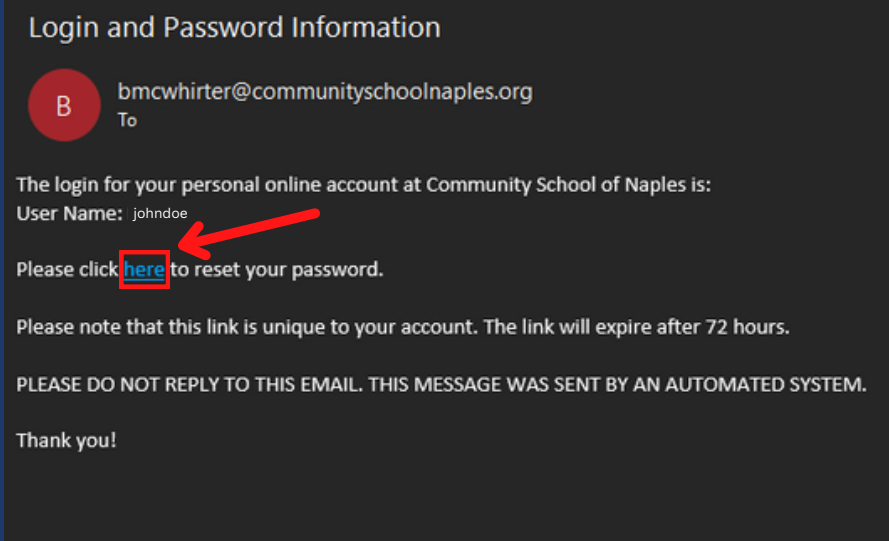
After entering your username OR email address, click on the blue "Get User Name/Password" button.

An email will be sent to the email address you used to set up your account.

You will receive an automated email from Brian McWhirter containing your username, and a link to reset your password.

Click the hyperlinked "here" to proceed.

7



Reset Password

Passwords must be different than User Name, be at least 13 characters

* **New Password:**

* **Confirm New Password:**

[Submit](#)

8

On this page, you can reset your password.

Passwords must be at least 13 characters long and contain at least:

- 1 uppercase letter
- 1 lowercase letter
- 1 digit
- and 1 special character (!#\$., etc.)

After completing **step 8**, you now have a new password!

Go back to **step 1** to log into your CSN portal.

9



If you require help with this process, please reach out to Website Manager.



239-597-7575 ext. 103



bchung@communityschoolnaples.org