

# **Independent Citizens' Bond Oversight Committees**

Report to the Community

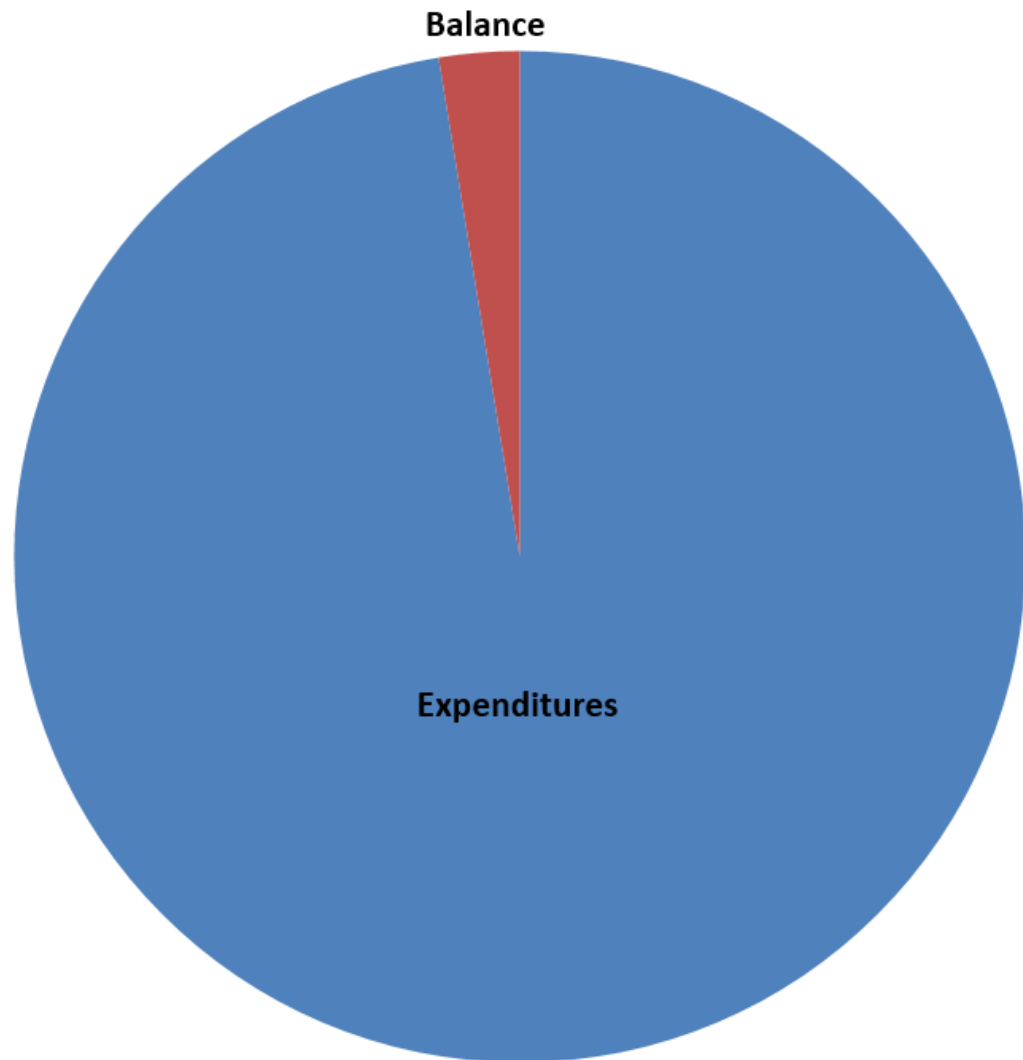
April 7, 2016

Measure J 2014

Measure H 2010

Measure H 2014

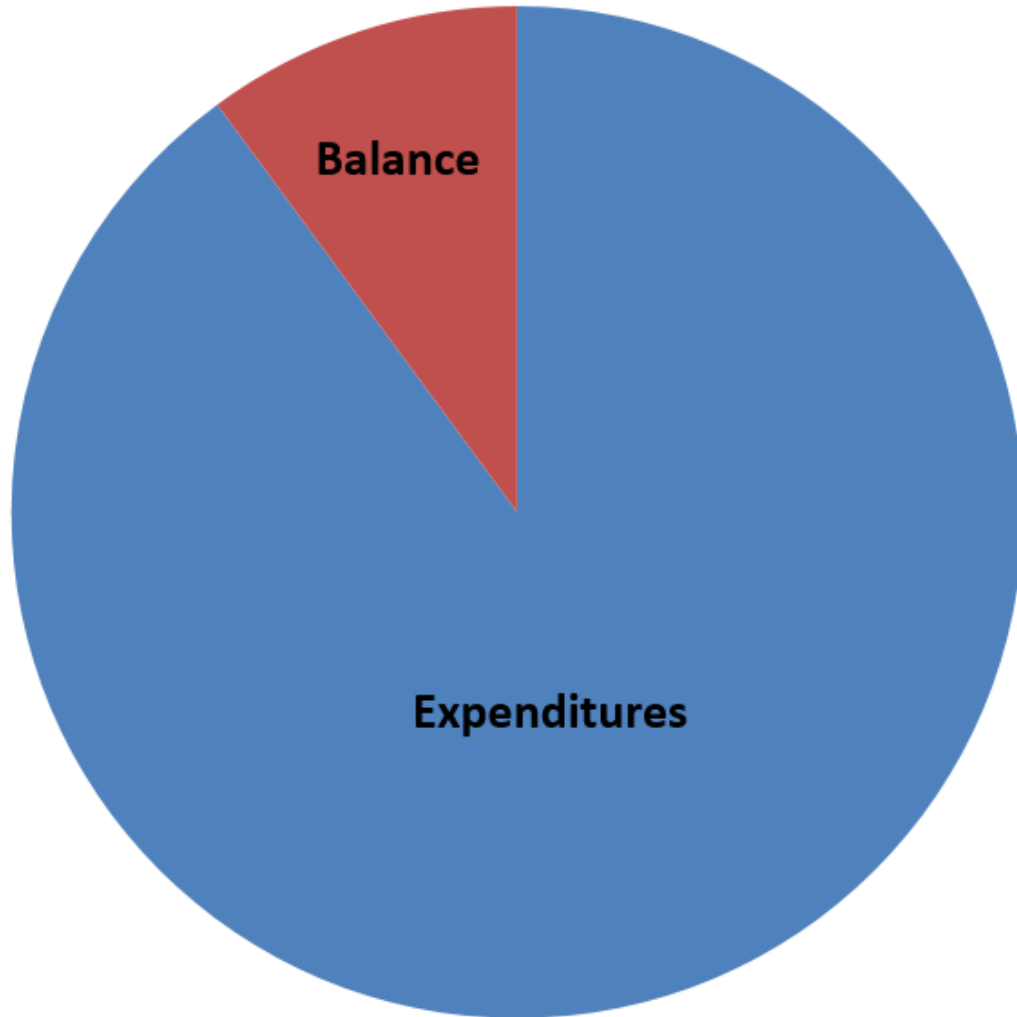
# Measure J 2004



<b>BOND AUTHORIZATION</b>		\$315,000,000
<hr/>		
<b>REVENUE</b>		
BOND SALES	\$314,725,963	
INTEREST	\$12,927,998	
TOTAL REVENUE		\$327,653,961
<b>EXPENDITURES</b>		-\$322,902,452
<b>BALANCE</b>		\$4,751,509

As of 12/31/2015

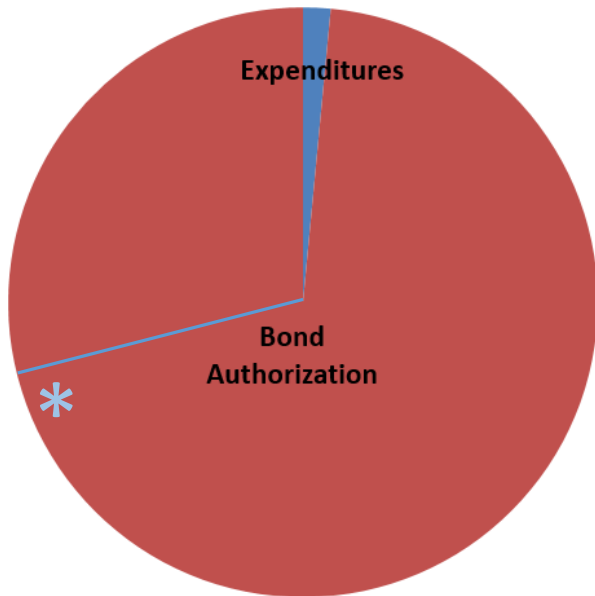
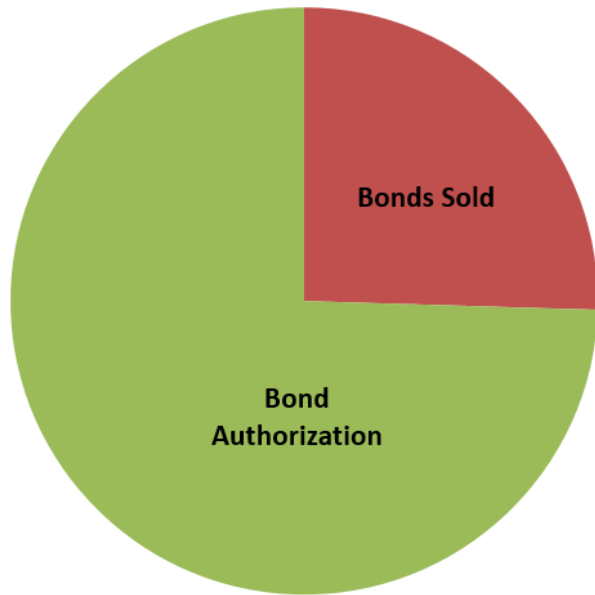
# Measure H 2010



<b>BOND AUTHORIZATION</b>		<b>\$81,100,000</b>
<hr/>		
<b>REVENUE</b>		
BOND SALES	\$81,012,000	
INTEREST	\$1,173,975	
TOTAL REVENUE	<hr/>	\$82,185,975
<b>EXPENDITURES</b>		<b>-\$73,884,208</b>
<b>BALANCE</b>		<b>\$8,301,767</b>

As of 12/31/2015

# Measure H 2014



\* Estimated cost of projects in planning

<b>BOND AUTHORIZATION</b>		<b>\$419,000,000</b>
<hr/>		
<b>REVENUE</b>		
BOND SALES	\$141,145,188	
INTEREST	\$154,827	
TOTAL REVENUE		\$141,300,015
<b>EXPENDITURES</b>		<b>-\$6,296,982</b>
<hr/>		
<b>BALANCE</b>		<b>\$135,003,033</b>

As of 12/31/2015