

# **FOREST LAKE AREA SCHOOLS SCHOOL BUS SAFETY**

**Grades K-3**



- **RESPECT SELF**

- Stay out of the bus danger zone.
- When riding the bus, remain seated at all times.

- **RESPECT OTHERS**

- Keep hands, feet and belongings to yourself.
- Use quiet voices and be courteous.
- Follow the driver's instructions.

- **RESPECT PROPERTY**

- Bring only school-approved items on the bus.
- Be respectful of bus space and equipment.

**Know the Bus  
Rules!**



- **RESPECT SELF**

- Stay out of the bus \_\_\_\_\_.
- When riding the bus, remain s\_\_\_\_\_ at all times.

- **RESPECT OTHERS**

- Keep h\_\_\_\_\_, f\_\_\_\_\_ and b\_\_\_\_\_ to yourself.
- Use \_\_\_\_\_ voices and be courteous.
- Follow the d\_\_\_\_\_ instructions.

- **RESPECT PROPERTY**

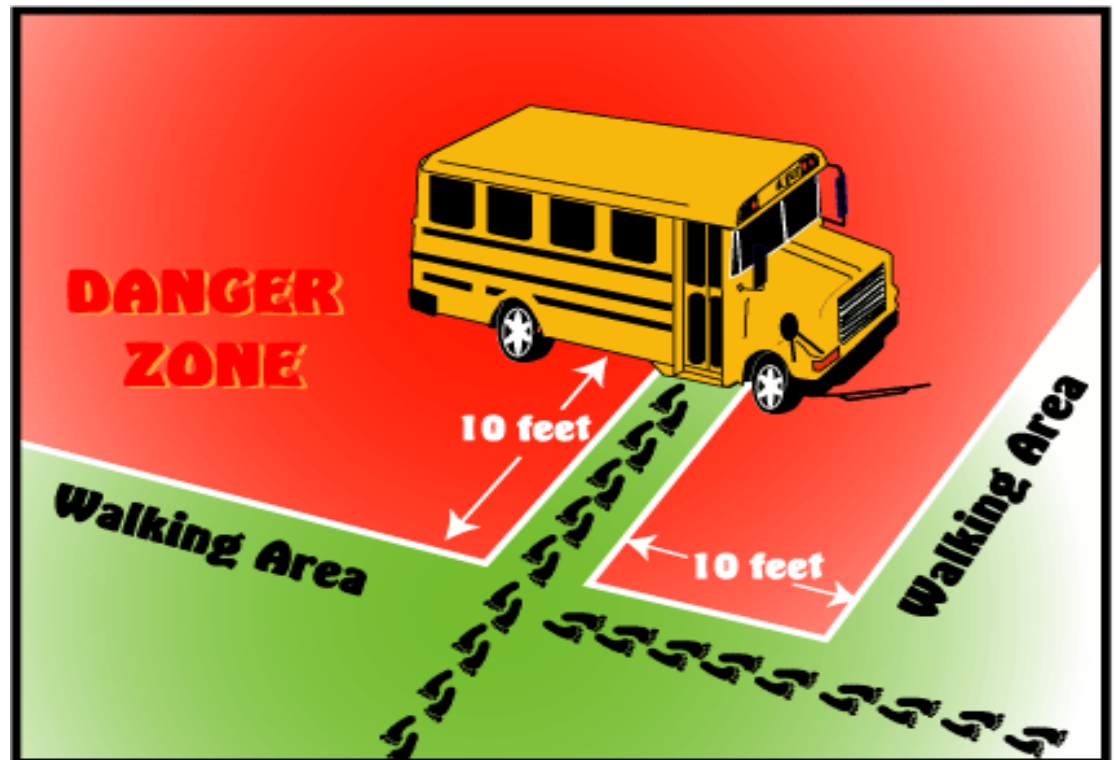
- Bring only s\_\_\_\_\_ -approved items on the bus.
- Be respectful of bus s\_\_\_\_\_ and e\_\_\_\_\_.

**Know the Bus  
Rules!**



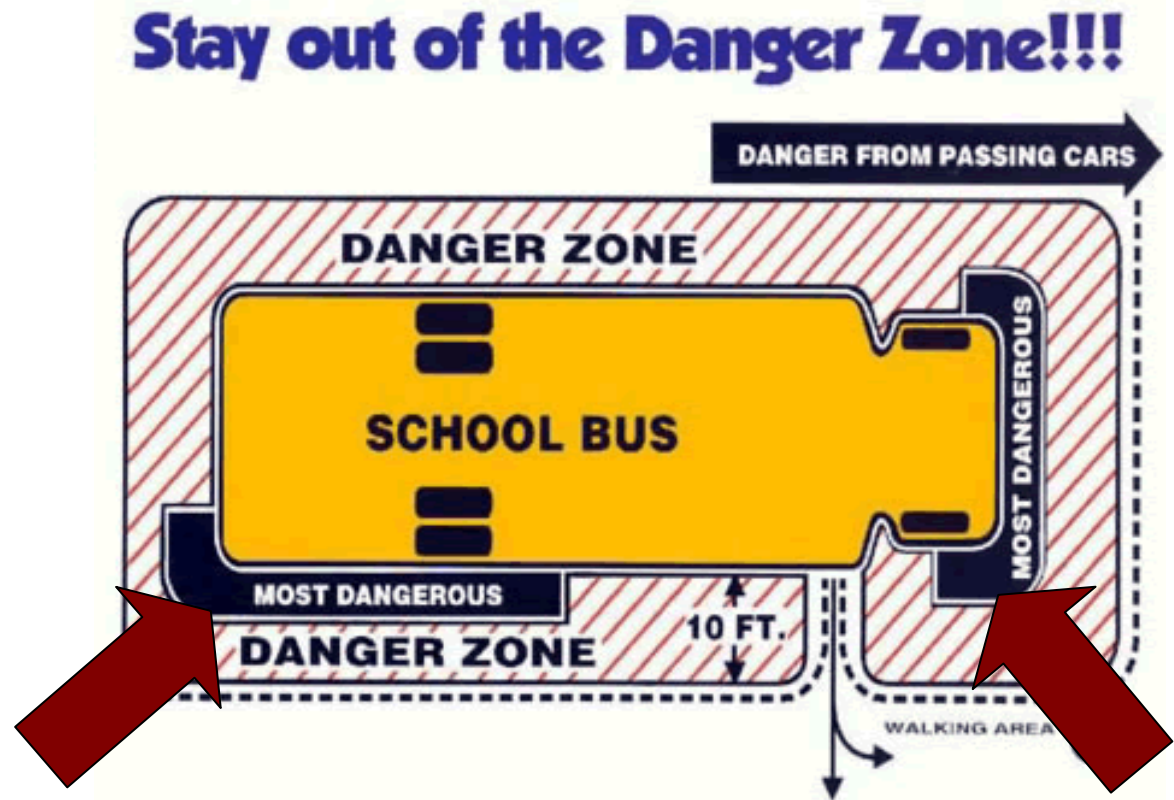
# Be Safe: Know the Danger Zone!

- The “danger zone” is all the space within 10 giant steps around the bus.



# Be Safe: Know the Danger Zone!

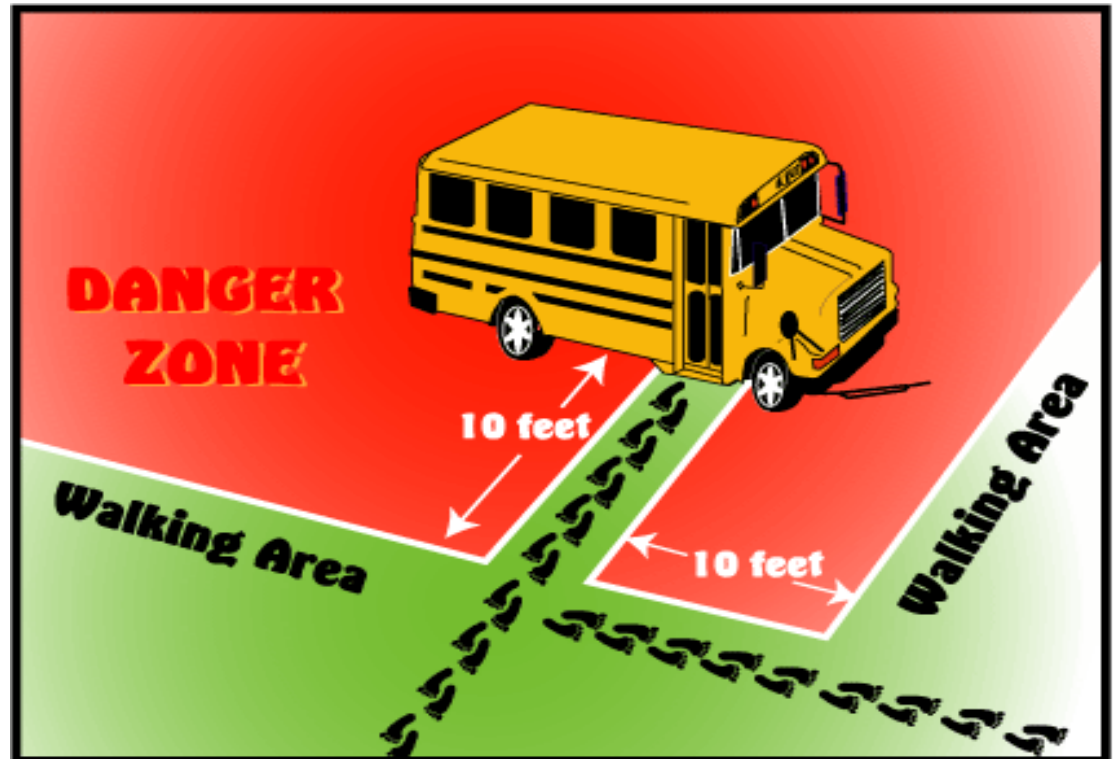
- The most dangerous areas are close to the tires and right in front of the bus.



**REMEMBER!** The driver can not see you in the “danger zone!”


# Be Safe: Know the Danger Zone!

- Always cross in front of the bus. Wait for the driver to signal.
- Never enter the “danger zone” to pick up papers, mittens, balls, etc.



# Be Safe: Know the Danger Zone!

- Draw the Danger Zone around this bus.
- Where are the most dangerous places?
- How far away from the bus do you need to be?



# Be Safe: Waiting for the Bus

- Dress for the weather



- Be on time – arrive no more than 10 minutes before the bus arrives





# Be Safe: Waiting for the Bus

- Use respectful behaviors:
  - Hands/feet to self
  - Stay away from curb and off the road
  - Use kind words
  - Stay at bus stop
- Wait for the bus to **STOP**, then get on.



Do you know  
how to be  
safe riding  
the bus?

Check and see!





**Do you  
know how  
to be safe  
riding the  
bus?**



# Be Safe: Riding the Bus

- When the door opens, enter the bus one at a time using the handrail.



# Be Safe: Riding the Bus

- **RESPECT SELF:**

- Go directly to your assigned seat and sit down.
- Backs to the back, seats to the seat, feet point toward the floor. (Sitting safe.)
- Keep your body inside the bus.



# Be Safe: Riding the Bus

- **RESPECT OTHERS:**

- Use a quiet voice
- Keep hands and feet to self.
- Keep aisle clear
- Do not throw anything.
- Your bus driver is in charge.



# Be Safe: Riding the Bus

- **RESPECT PROPERTY:**

- Take care of the bus.
- No eating or drinking on bus.
- Animals, weapons, and illegal drugs are **not** allowed.
- Do not tamper with bus safety equipment.



**REMEMBER:**  
Riding the bus  
is a privilege,  
not a right.

If you want the  
“right” keep  
safety in sight!





Put the words in the correct order.

a not Riding  
right is  
a privilege  
the bus

---

---

---

---



# Be Safe: Leaving the Bus

- **RESPECT SELF:**

- Stay in your seat until the bus stops.
- Remember to take everything with you.
- Exit from front to back.



# Be Safe: Leaving the Bus

- **RESPECT OTHERS:**

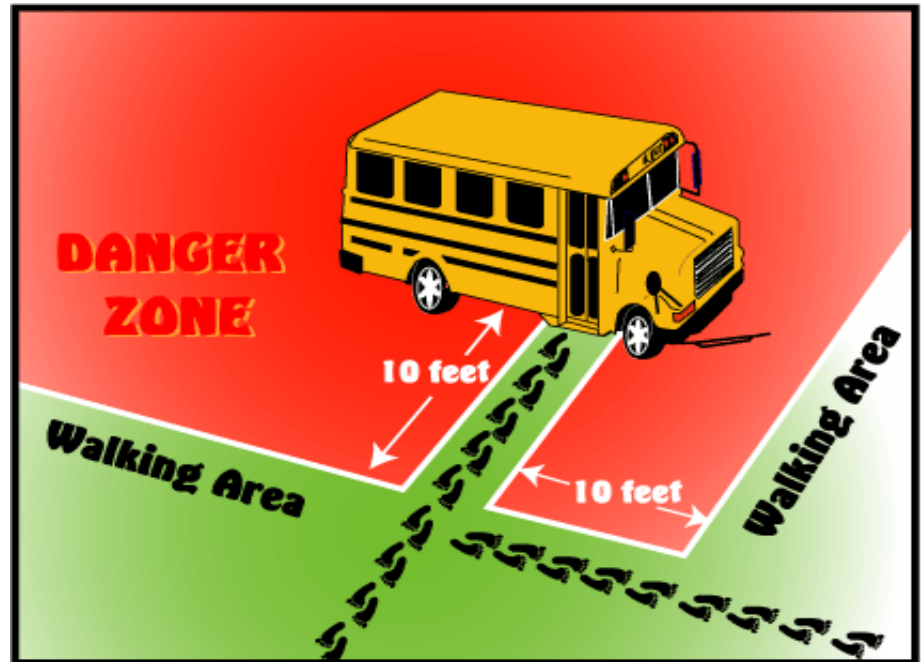
- Don't push or crowd.
- Use the handrail.



# Be Safe: Leaving the Bus

- **RESPECT SELF:**

- Quickly exit the “danger zone.”
- Look both ways and watch for the driver to signal before crossing in front of the bus.



# Be Safe: Leaving the Bus

- **RESPECT SELF:**

- When arriving at school, go directly to your assigned area.
- After school, go directly home or to daycare.



# Be Safe: Know Evacuation Procedures

- **There are three different evacuation plans:**
  - Using only the front service door
  - Using only the rear (or side) emergency door
  - Using both the service door & the emergency door



# Be Safe: Know Evacuation Procedures

- **While Evacuating**

- Be quiet and wait for instruction
- Be alert, move quickly & leave personal belongings on the bus
- Keep your feet out of the aisle, go out seat by seat, alternating sides.
- Duck your head when going out the emergency door.





# Be Safe: Know Evacuation Procedures





# Be Safe: Know Evacuation Procedures

- **While Evacuating**

- After you are out of the door, move away from the bus as this clears the way for others to follow.
- Go a distance of at least 100 feet from the bus and remain there in a group until given further instructions by the driver.



# Be Safe: Know the Consequences!

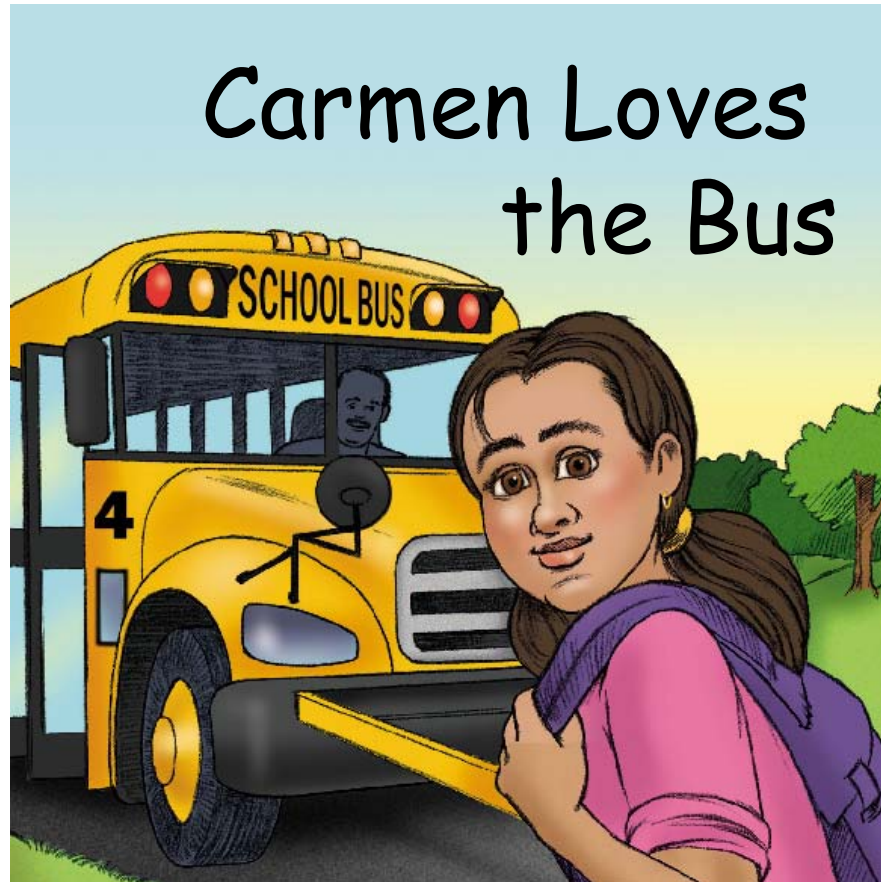
- **The school bus has rules and consequences just like our classroom.**



# Read about Bus Safety!

Learn about  
the safety  
rules as  
Carmen rides  
the bus to  
school!

Click here! 



# Be Safe: Show what you know about bus safety!

Find each symbol on your paper.



If the sentence is true, make a happy face.



If the sentence is NOT true, make a sad face.




---

**Let's practice.**



A. Today is a sunny day.



# Be Safe: Show what you know about bus safety!


If the sentence is true, make a happy face.




If the sentence is **NOT** true, make a sad face.



1. It is OK to play in the street at the bus stop.



2. You should always sit in your seat when you ride the bus.



# Be Safe: Show what you know about bus safety!


If the sentence is true, make a happy face.




If the sentence is **NOT** true, make a sad face.



3. You should keep your hands and feet to yourself.



4. It is OK to put your hands or head out of the bus window.



# Be Safe: Show what you know about bus safety!



If the sentence is true, make a happy face.




If the sentence is **NOT** true, make a sad face.



5. You should hurry to be first in line to get off the bus.



6. You should stop and wait for the bus driver to signal before you cross the street.



# Be Safe: Show what you know about bus safety!



If the sentence is true, make a happy face.




If the sentence is **NOT** true, make a sad face.



7. There are consequences when bus rules are broken.



8. The danger zone in the area close to the bus.





# Be Safe: Show what you know about bus safety!


If the sentence is true, make a happy face.



If the sentence is **NOT** true, make a sad face.



9. If there is an emergency on the bus, just run out the door.



10. You need to behave on the bus, so you don't lose the privilege of riding the bus.

