
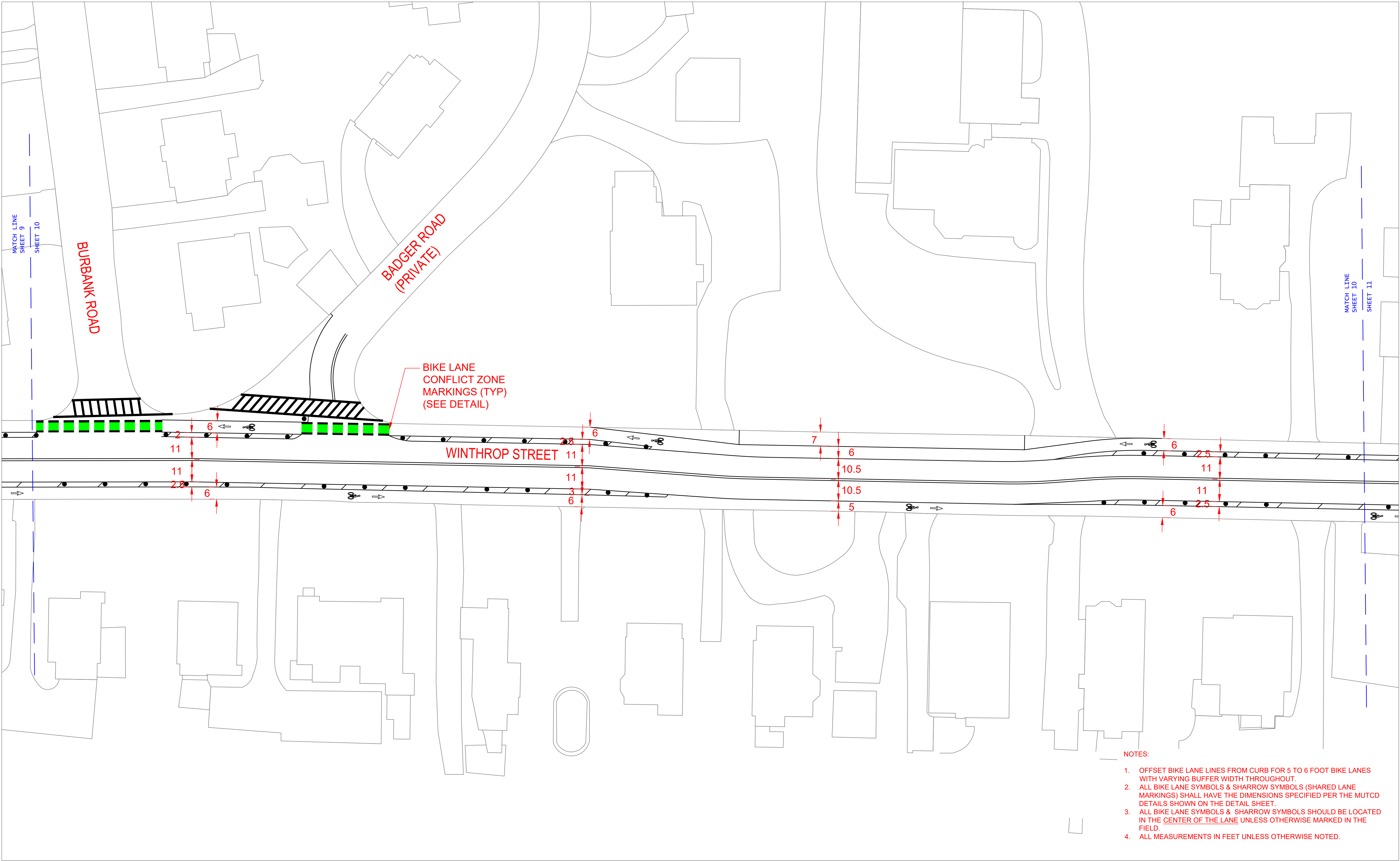
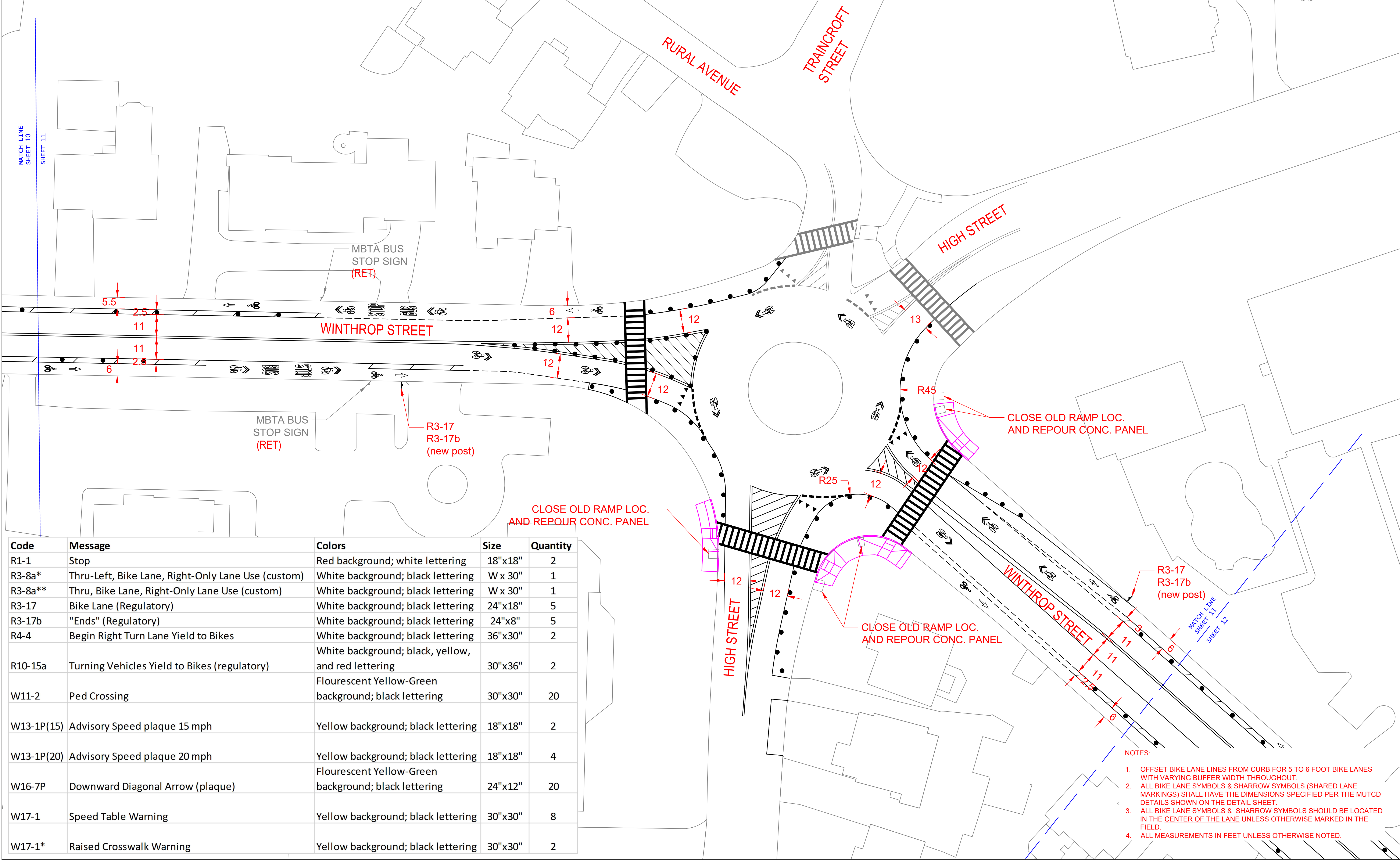


Code	Message	Colors	Size	Quantity
R1-1	Stop	Red background; white lettering	18"x18"	2
R3-8a*	Thru-Left, Bike Lane, Right-Only Lane Use (custom)	White background; black lettering	W x 30"	1
R3-8a**	Thru, Bike Lane, Right-Only Lane Use (custom)	White background; black lettering	W x 30"	1
R3-17	Bike Lane (Regulatory)	White background; black lettering	24"x18"	5
R3-17b	"Ends" (Regulatory)	White background; black lettering	24"x8"	5
R4-4	Begin Right Turn Lane Yield to Bikes	White background; black lettering	36"x30"	2
R10-15a	Turning Vehicles Yield to Bikes (regulatory)	White background; black, yellow, and red lettering	30"x36"	2
W11-2	Ped Crossing	Flourescent Yellow-Green background; black lettering	30"x30"	20
W13-1P(15)	Advisory Speed plaque 15 mph	Yellow background; black lettering	18"x18"	2
W13-1P(20)	Advisory Speed plaque 20 mph	Yellow background; black lettering	18"x18"	4
W16-7P	Downward Diagonal Arrow (plaque)	Flourescent Yellow-Green background; black lettering	24"x12"	20
W17-1	Speed Table Warning	Yellow background; black lettering	30"x30"	8
W17-1*	Raised Crosswalk Warning	Yellow background; black lettering	30"x30"	2

- NOTES:
1. OFFSET BIKE LANE LINES FROM CURB FOR 5 TO 6 FOOT BIKE LANES WITH VARYING BUFFER WIDTH THROUGHOUT.
 2. ALL BIKE LANE SYMBOLS & SHARROW SYMBOLS (SHARED LANE MARKINGS) SHALL HAVE THE DIMENSIONS SPECIFIED PER THE MUTCD DETAILS SHOWN ON THE DETAIL SHEET.
 3. ALL BIKE LANE SYMBOLS & SHARROW SYMBOLS SHOULD BE LOCATED IN THE CENTER OF THE LANE UNLESS OTHERWISE MARKED IN THE FIELD.
 4. ALL MEASUREMENTS IN FEET UNLESS OTHERWISE NOTED.




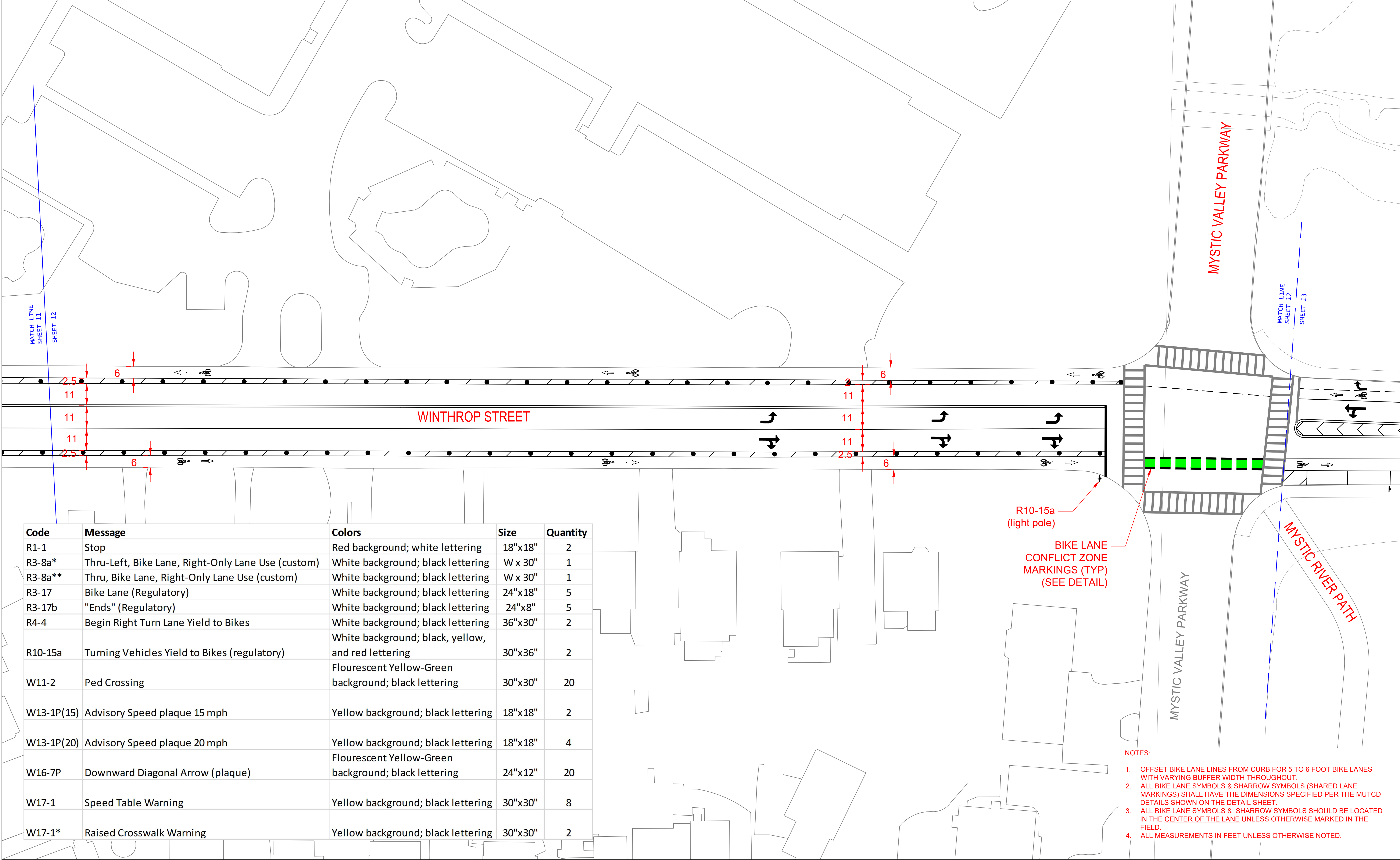




Code	Message	Colors	Size	Quantity
R1-1	Stop	Red background; white lettering	18"x18"	2
R3-8a*	Thru-Left, Bike Lane, Right-Only Lane Use (custom)	White background; black lettering	W x 30"	1
R3-8a**	Thru, Bike Lane, Right-Only Lane Use (custom)	White background; black lettering	W x 30"	1
R3-17	Bike Lane (Regulatory)	White background; black lettering	24"x18"	5
R3-17b	"Ends" (Regulatory)	White background; black lettering	24"x8"	5
R4-4	Begin Right Turn Lane Yield to Bikes	White background; black lettering	36"x30"	2
R10-15a	Turning Vehicles Yield to Bikes (regulatory)	White background; black, yellow, and red lettering	30"x36"	2
W11-2	Ped Crossing	Flourescent Yellow-Green background; black lettering	30"x30"	20
W13-1P(15)	Advisory Speed plaque 15 mph	Yellow background; black lettering	18"x18"	2
W13-1P(20)	Advisory Speed plaque 20 mph	Yellow background; black lettering	18"x18"	4
W16-7P	Downward Diagonal Arrow (plaque)	Flourescent Yellow-Green background; black lettering	24"x12"	20
W17-1	Speed Table Warning	Yellow background; black lettering	30"x30"	8
W17-1*	Raised Crosswalk Warning	Yellow background; black lettering	30"x30"	2

- NOTES:
1. OFFSET BIKE LANE LINES FROM CURB FOR 5 TO 6 FOOT BIKE LANES WITH VARYING BUFFER WIDTH THROUGHOUT.
 2. ALL BIKE LANE SYMBOLS & SHARROW SYMBOLS (SHARED LANE MARKINGS) SHALL HAVE THE DIMENSIONS SPECIFIED PER THE MUTCD DETAILS SHOWN ON THE DETAIL SHEET.
 3. ALL BIKE LANE SYMBOLS & SHARROW SYMBOLS SHOULD BE LOCATED IN THE CENTER OF THE LANE UNLESS OTHERWISE MARKED IN THE FIELD.
 4. ALL MEASUREMENTS IN FEET UNLESS OTHERWISE NOTED.





Code	Message	Colors	Size	Quantity
R1-1	Stop	Red background; white lettering	18"x18"	2
R3-8a*	Thru-Left, Bike Lane, Right-Only Lane Use (custom)	White background; black lettering	W x 30"	1
R3-8a**	Thru, Bike Lane, Right-Only Lane Use (custom)	White background; black lettering	W x 30"	1
R3-17	Bike Lane (Regulatory)	White background; black lettering	24"x18"	5
R3-17b	"Ends" (Regulatory)	White background; black lettering	24"x8"	5
R4-4	Begin Right Turn Lane Yield to Bikes	White background; black lettering	36"x30"	2
R10-15a	Turning Vehicles Yield to Bikes (regulatory)	White background; black, yellow, and red lettering	30"x36"	2
W11-2	Ped Crossing	Flourescent Yellow-Green background; black lettering	30"x30"	20
W13-1P(15)	Advisory Speed plaque 15 mph	Yellow background; black lettering	18"x18"	2
W13-1P(20)	Advisory Speed plaque 20 mph	Yellow background; black lettering	18"x18"	4
W16-7P	Downward Diagonal Arrow (plaque)	Flourescent Yellow-Green background; black lettering	24"x12"	20
W17-1	Speed Table Warning	Yellow background; black lettering	30"x30"	8
W17-1*	Raised Crosswalk Warning	Yellow background; black lettering	30"x30"	2

- NOTES:
1. OFFSET BIKE LANE LINES FROM CURB FOR 5 TO 6 FOOT BIKE LANES WITH VARYING BUFFER WIDTH THROUGHOUT.
 2. ALL BIKE LANE SYMBOLS & SHARROW SYMBOLS (SHARED LANE MARKINGS) SHALL HAVE THE DIMENSIONS SPECIFIED PER THE MUTCD DETAILS SHOWN ON THE DETAIL SHEET.
 3. ALL BIKE LANE SYMBOLS & SHARROW SYMBOLS SHOULD BE LOCATED IN THE CENTER OF THE LANE UNLESS OTHERWISE MARKED IN THE FIELD.
 4. ALL MEASUREMENTS IN FEET UNLESS OTHERWISE NOTED.

