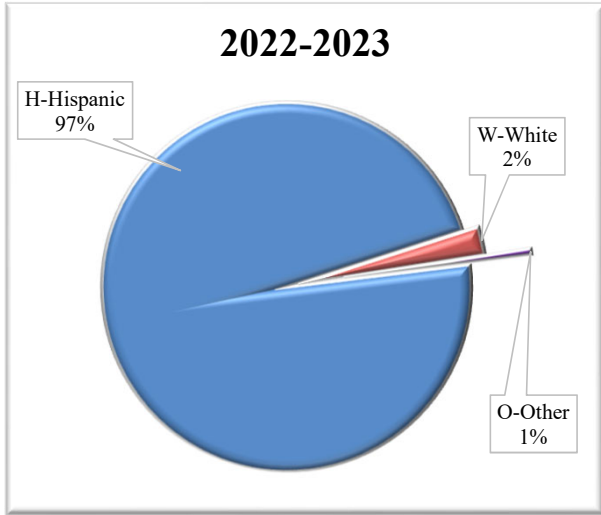
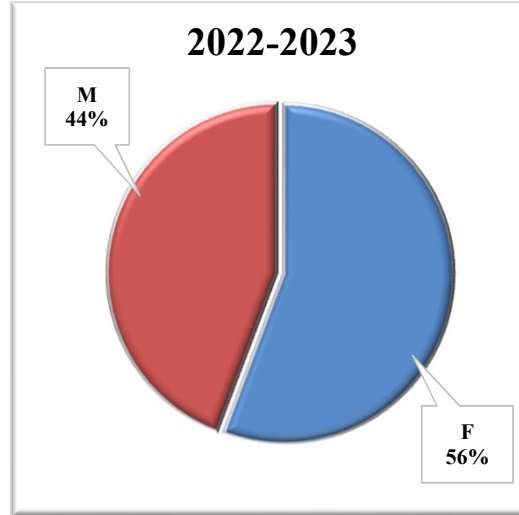


Support and Administration Staff Demographics 2022-2023

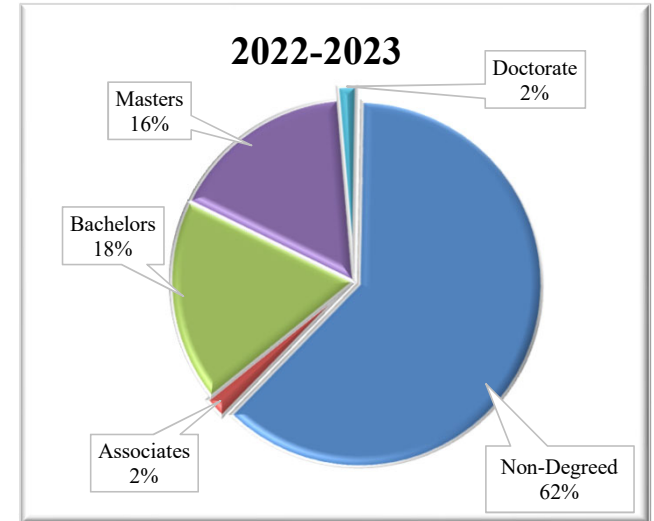
Race/Ethnicity	Count
H-Hispanic	355
W-White	9
O-Other	2
Grand Total	366



Gender	Count
F	204
M	162
Grand Total	366



Highest Degree	Count
Non-Degreed	227
Associates	7
Bachelors	66
Masters	60
Doctorate	6
Grand Total	366



Professional (Teachers) Demographics for 2022-2023

Race/Ethnicity	Count
A-Asian	10
B-Black or African Ame	2
H-Hispanic	251
I-American Indian or AI	3
T-Two or More	2
W-White	43
Grand Total	311

Gender	Count
F	180
M	131
Grand Total	311

Highest Degree	Count
Associates	5
Bachelors	195
Masters	107
Doctorate	4
Grand Total	311

