


NARCAN® (naloxone HCl) **NASAL SPRAY**

QUICK START GUIDE **Opioid Overdose Response Instructions**

Use NARCAN® (naloxone hydrochloride) Nasal Spray for known or suspected opioid overdose in adults and children.

Important: For use in the nose only.

Do not remove or test the NARCAN Nasal Spray until ready to use.



1 Identify Opioid Overdose and Check for Response

Ask person if he or she is okay and shout name.

Shake shoulders and firmly rub the middle of their chest.

Check for signs of an opioid overdose:

- Will not wake up or respond to your voice or touch
- Breathing is very slow, irregular, or has stopped
- Center part of their eye is very small, sometimes called “pinpoint pupils”

Lay the person on their back to receive a dose of NARCAN Nasal Spray.

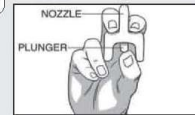


2 Give NARCAN Nasal Spray

REMOVE NARCAN Nasal Spray from the box.
Peel back the tab with the circle to open the NARCAN Nasal Spray.



Hold the NARCAN Nasal Spray with your thumb on the bottom of the plunger and your first and middle fingers on either side of the nozzle.



Gently insert the tip of the nozzle into either nostril.

- Tilt the person’s head back and provide support under the neck with your hand. Gently insert the tip of the nozzle into **one nostril**, until your fingers on either side of the nozzle are against the bottom of the person’s nose.



Press the plunger firmly to give the dose of NARCAN Nasal Spray.

- Remove the NARCAN Nasal Spray from the nostril after giving the dose.



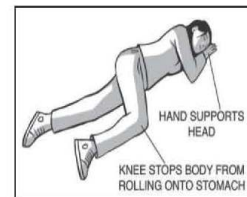
3 Call for emergency medical help, Evaluate, and Support

Get emergency medical help right away.

Move the person on their side (recovery position) after giving NARCAN Nasal Spray.

Watch the person closely.

If the person does not respond by waking up, to voice or touch, or breathing normally another dose may be given. NARCAN Nasal Spray may be dosed every 2 to 3 minutes, if available.



Repeat Step 2 using a new NARCAN Nasal Spray to give another dose in the other nostril. If additional NARCAN Nasal Sprays are available, repeat step 2 every 2 to 3 minutes until the person responds or emergency medical help is received.



For more information about NARCAN Nasal Spray, go to www.narcannasalspray.com, or call 1-844-4NARCAN (1-844-462-7226). You are encouraged to report negative side effects of prescription drugs to the FDA. Visit www.fda.gov/medwatch, or call 1-800-FDA-1088.

©2015 ADAPT Pharma, Inc. NARCAN® is a registered trademark licensed to ADAPT Pharma Operations Limited. A1008.01 140715

Instructions for Use

Opioid Overdose Response Instructions

NARCAN™ Nasal Spray is a pure opioid antagonist indicated for emergency use outside of a hospital to reverse known or suspected opioid overdose, as manifested by respiratory and/or severe central nervous system depression.

NARCAN™ Nasal Spray can be administered by a bystander (non-healthcare professional) before emergency medical assistance becomes available, but it is not intended to be a substitute for professional medical care. Emergency medical assistance (calling 911) should be requested immediately when an opioid overdose is suspected, before administering naloxone.

Important: For use in the nose only.

Do not remove or test the NARCAN™ Nasal Spray until ready to use.

1

Identify Opioid Overdose



Call for Emergency Medical Help

Check for signs of an opioid overdose:

- Person **DOES NOT** wake up after you shout, shake their shoulders, or firmly rub the middle of their chest
- Breathing is very slow, irregular or has stopped
- Centre part of the eye is very small, like a pinpoint

Call **911** or ask someone to call for you.

Lay the person on their back.

2

Give NARCAN™ Nasal Spray



Remove device from packaging. **Do not test the device.** There is only one dose per device.

Tilt the person's head back and provide support under their neck with your hand.

Hold the device with your thumb on the bottom of the plunger. Put your first and middle fingers on either side of the nozzle.

Gently insert the tip of the nozzle into one nostril. Your fingers should be right up against the nose. If giving to a child, make sure the nozzle seals the nostril.

Press the plunger firmly with your thumb to give the dose.

Remove the device from the nostril.



3

Evaluate and Support



Move the person on their side (recovery position). Watch them closely.

Give a second dose after 2 to 3 minutes if the person has not woken up or their breathing is not improved. Alternate nostrils with each dose.

You can give a dose every 2 to 3 minutes, if more are available and are needed.

Perform artificial respiration or cardiac massage until emergency medical help arrives, if you know how and if it is needed.

For more information on NARCAN™ Nasal Spray, visit narcannasalspray.ca