

Application Process Guide

Go to www.biss.no/admissions or Use the link <https://biss.classter.com/Actions/Registration>

You will be taken to this screen.

British International School of Stavanger

Welcome to The British Internationals Schools of Stavanger (BISS) Admissions Portal.

You can apply for a place at BISS Preschool, BISS Gausel and BISS Sentrum.

Before applying, please ensure you have read all the information on the admissions page of the BISS website www.biss.no/admissions/admissions

The admissions process is made up of different steps.

Step 1: Create a parent account and login
Step 2: Verify your email address and then log in with the password provided
Step 3: Complete the application form
Step 4: Submit your application
Step 5: Apply for another school for the same student or to apply for another child, return to the dashboard

You can save your application and come back to make changes.
Once you have submitted the application you will not be able to make any further changes.

If you have difficulty applying online please contact admissions@biss.no

Complete the registration details of Parent 1


First Name *

Last Name *

Gender
 Other/Prefer not to say Male Female

E-mail *

Mobile Phone *

I'm not a robot 
By signing up, you agree to the [Terms & Conditions](#) and [Privacy Policy](#)

Ελληνικά | English (UK) | English (US) | Deutsch | Français | Español | Lietuvių | العربية - مصر |
|Български |

You will see this message.

British International School of Stavanger

Your account has been created.

You should have received an automated email asking you to verify your email address.

If you cannot view this email in your personal email inbox, please check the Clutter / Spam folders.

If you have not received the email, please click on the Resend Email link.

You will then receive this by email.

Your account has been successfully created

Dear

Welcome to the British International Schools of Stavanger (BISS) Admissions Portal.

Please confirm your account here:



If you cannot see the verify account image above, please use this link: [Click here](#)

Login Credentials

Username:

Password:

Click [here](#) for the login page.

Kind regards,

The Admissions Department

British International Schools of Stavanger

This is an automatically generated email. Please do not reply to this email.
Copyright ©, All rights reserved.

Click on Verify Account and you will be directed to this page.

The logo of the British International School of Stavanger, featuring a crown at the top, a red sun-like shape in the center, and blue and dark blue geometric shapes forming a shield-like structure below.

British International School of Stavanger

Enter your email, click next then enter the password given in your verification email.

Accept Classter Terms and Conditions

You will be directed to the Dashboard

Instructions

Please click on 'Apply for a new Student' below in order to start creating your child's application.


This Online Application Is made up of two steps:

1. Fill in your child's Personal Details
2. Submit the application

You can start the process, save the data and continue at any time until you are ready to submit your application.

Each application will be marked as 'Draft' until you Submit it from the last screen.

Once submitted, you will not be able to change it.



Start adding your first Student

It seems you haven't added any Student yet. Please add a Student in order to start application flow.

[Apply for a new Student](#)

Proceed through the application, answering all relevant questions.

When you have finished your application and signed you will see this message

Information

You have completed your online application.
By clicking 'Yes', you are confirming all the data you have input is correct. Further changes cannot be made.
If you want to make any further changes, click 'No'.

- To apply for a second school for the same student, please click on '+Create a new application'
- To apply for a different student, please return to the Dashboard and click on 'Apply for a new student'

This is your confirmation page showing the status of your application, any future changes in status will be shown here.

Students

testalison4 testalison4

Application Management

[+ Create a new application](#)

See applications from previous intakes

Normal

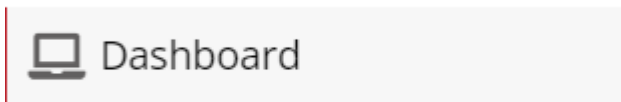
2023-2024 | End Date: 14/06/2024 23:59 | Create your application - please click Next [Submitted](#)

BISS Gausel School	PYP4 Year - Code	Gausel PYP 4 Year - Title	Main Stream	28/02/2023 11:40 Submitted

My Priority: 1 Application ID: 480 [View](#) [Messages](#) ⁰

If you wish to make another application for the same student at a different school, you should click on create a new application.

If you wish to apply for a second child, click on dashboard.



This will take you back to this page.

TestAlison4 TestAlison4
Username: ttestalison@biss
E-mail: pumataekwondonorway@gmail.com
Contact: 923597512

Links

Instructions

Please click on 'Apply for a new Student' below in order to start creating your child's application.

This Online Application is made up of two steps:

1. Fill in your child's Personal Details
2. Submit the application

You can start the process, save the data and continue at any time until you are ready to submit your application.

Each application will be marked as 'Draft' until you Submit it from the last screen.

Once submitted, you will not be able to change it.

My Applications

[Apply for a new Student](#)

testalison4 testalison4

Academic Year 2023 - 2024
Period
[Personal Data](#)

Gausel PYP 4
Educational Program
[My Applications](#)

Completed
Your application has been successfully submitted.

Click on apply for a new student and the following box will appear. Enter your second student name and click next.

Apply for New Student

Forename *

Surname *

2. Submit the application

This takes you back to the following page where you can repeat the process for application.

Save and Next →

1 Personal Data
2 Additional Information
3 Application Management

Student Information

Forename *
second student name

Middle Name
second student name

Surname *
second student name

Preferred name

Date of birth *
[calendar icon]

Gender *
 Other Male Female

Identification data

Student Norwegian Personal Number ⓘ *

Note: Please click on the info button for help with this file

You can repeat this process multiple students by clicking on dashboard.

Classter

BISS Admissions Department
Gauselbakken 107, 4032 Stavanger, Norway

Academic Year 2023 - 2024

TestAlison4 TestAliso

Search...

Dashboard

TestAlison4 TestAlison4

Username
ttestalison@biss

E-mail
pumataekwondonorway@gmail.com

Contact
923597512

Links

Instructions

Please click on 'Apply for a new Student' below in order to start creating your child's application.

This Online Application is made up of two steps:

1. Fill in your child's Personal Details
2. Submit the application

You can start the process, save the data and continue at any time until you are ready to submit your application.

Each application will be marked as 'Draft' until you Submit it from the last screen.

Once submitted, you will not be able to change it.

My Applications

Apply for a new Student

	testalison4 testalison4	Academic Year 2023 - 2024 Period Personal Data	Gausel PYP 4 Educational Program My Applications	 Completed Your application has been successfully submitted.
	second student name second student name	Academic Year 2023 - 2024 Period Personal Data	- Educational Program My Applications	 Incomplete Pending Submission, Please complete your application