BOYD COUNTY EARLY CHILHOOD ACADEMY

MISSION STATEMENT

Boyd County Preschool Programs are committed to the cognitive, emotional, physical and social development of our children and their families. Through developmentally appropriate practices and partnerships with the families, we plan to instill a love of learning that will last a lifetime

HAPPY VALENTINE'S DAY !













Board of Education

Chaney, Carolyn <carolyn.chaney@boyd.kyschools.us>

Thu 1/26/2023 1:32 PM

To: **Boyd Co Employees <abce@boyd.kyschools.us>**

Boyd County Board of Education
Schedule of Meeting Dates
FY 2023

- January 24, 2023
- January 31, 2023 SBDM Dialogue
- February 21, 2023**
- March 14, 2023 SBDM Dialogue
- March 28, 2023
- April 25, 2023
- May 23, 2023
- June 13, 2023** (as requested by Superintendent)
- July 25, 2023
- August 22, 2023
- September 26, 2023
- October 24, 2023
- November 14, 2023 SBDM Dialogue
- November 28, 2023
- December 19, 2023**

**The regular meeting dates in February and June have been moved due to conflict in scheduling and the meeting date in December was moved to the third Tuesday, due to the holiday. These will be regular meetings, not Special meetings.

Board-Approved 1/24/2023



Each meeting will be held at 6:00 PM

LOCATION:

Boyd County High School

Alumni Auditorium

14375 Lions Lane

Ashland, Kentucky

SBDM Dialogue:

January 31-6pm

Elementary and Head Start

@ Catlettsburg Elem

March 14—6pm

High, Middle, Ramey -Estep and BCC

Place: TBA

November 14—6pm

Elementary and Head Start

Place: TBA

Boyd County Public Schools

Have a blessed day,

HAPPY BIRTHDAY!

Mr. Adkins– Reagan

Mr. Crowe– Henry, Gabriel, Haven

Mrs. Dillon– Emersyn

Mrs. Majher– Nova, Aubrey

Mrs. Bevis- Elliot

Mr. Davis– Brody, Alivia

Mrs. Perkins– Oaklee

Ms. Snyder– Avalyn, Aliyah, Miles, Amari

CHECK THIS GREAT RESOURCE- WELLNESS MATTERS GOOGLE SITE

WOULD YOU LIKE TO ATTEND A CPR/1ST CLASSES, NO COST TO YOU? PLEASE CONTACT SUE KENSER@928-7110 OR EMAIL @ SUE.KENSER@BOYD.KYSCHOOLS.US





Parent Committee Meeting– Information will be sent home in your child's backpack, remind and DOJO.

Policy Council Meeting– Tuesday, February 28, 2023 @8:15 a.m. (HYBRID)

Board of Education Meeting - Please see the times and dates for these meeting in this newsletter.

**** If you have any questions, call Sue Kenser at #928-7110.**

These minutes are on the Boyd County Website ;however, if you would like a copy, please contact Sue Kenser at #929-5500.

PLEASE CHECK YOUR CHILD'S BACKPACK DAILY!

You will also receive our monthly menus for breakfast, lunch and snack in your child's back-pack! You can go to the Boyd County website. Click on the "Parents" link. Under that link is "Cafeteria Menus." Then there is a "MealViewer OR Codes" for Android or iOS.


Dahlelle

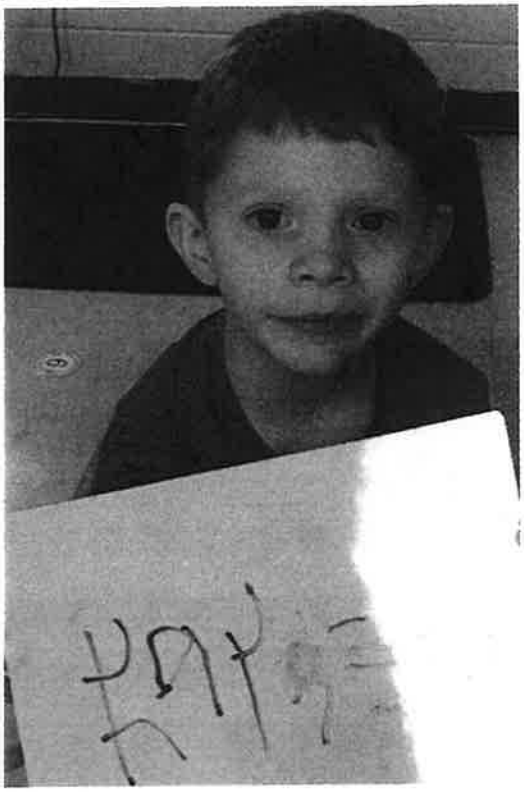







WE LOVE OUR VOLUNTEERS!



IF YOU WOULD LIKE TO VOLUNTEER AT OUR SCHOOL, PLEASE CONTACT SUE KENSER @ 928-7110 OR EMAIL @ sue.kenser@boyd.kyschools.us















WE LOVE OUR CUSTODIANS!







BOYD COUNTY INTERAGENCY

Next Meeting

- **21 Feb, Boyd County Library, Midland Branch (8:30-9:30am)**
- **Agency - Family Scholar House**
- **Presenter - Courtney Sloas**
- **Topic - MyKy.Info**
- **Breakfast - FRYSC (Ashland, Boyd, Fairview)**

MyKY.info is a mobile-optimized website that pulls together the services in communities across the Commonwealth of Kentucky to provide support for people seeking a needed resource or experiencing a difficult time. It includes only those services that are free and provides all of the information needed to know what they offer, where they are located, when they are open, and any requirements to receive help.

Mike Maynard, Co-Chair, director@hillcrestbrucemission.com, 606-324-5723
Lynn Childers, Co-Chair, lynn@boydcountycares.org, 606-324-2949

Meets the 3rd Tuesday of the Month, 8:30am
At the Boyd County Library - Midland Branch



Yes, I would like to learn more!

We are happy to work with the area's health departments to promote the HANDS program for parents and families! HANDS is a free program designed to help and support parents. Activities are provided to enhance your child's growth and development. HANDS also helps to eliminate some of the stressors that come along with parenthood by providing emotional support and linking parents to valuable resources within the community.

We would be happy to pass along your information so that the HANDS Coordinator can contact you. We would like to ask your permission first! By signing below and providing your best available contact information, so that you and your family can learn more about the perks of the program. Please Note: NO MEDICAL INFORMATION WILL BE PROVIDED EXCEPT PROOF OF PREGNANCY.

NAME: _____

Phone#: _____

Alternate Phone#: _____

Is this your first child? Yes No

By signing below, I grant permission to share my information with the HANDS program.

_____

Signature Date

FACING. HUNGER. FOODBANK.
Serving WV, KY & OH

MOBILE FOOD DISTRIBUTION

MONDAY, MARCH 6
11AM-1PM OR UNTIL
PRODUCT IS GONE

REGISTRATION BEGINS AT 10:00 AM



OVP
2550 CARTER AVE.
ASHLAND, KY

OVP HEALTH
Healthier. Community.

MyKY.info

OUR COMMUNITY'S
SAFETY NET WEB-APP

For You: Customize the results ... or go straight to **All Services**



Offerings divided between everyday needs

and urgent needs







find **Crisis Lines & Safe Places** fast

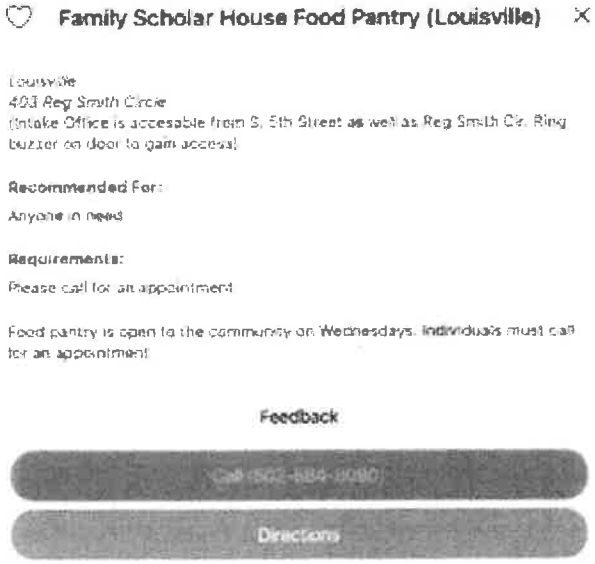

FAMILY SCHOLAR® HOUSE

March

Get Moving Today!

ACTIVITY CALENDAR

Sunday	Monday	Tuesday	Wednesday	Thursday	Friday	Saturday
Start the month off with a game of follow the leader. Move around your house in different ways as someone copies your movements.	"Chair Exercise". Move around, under, and over a chair; sit down and stand up using a chair; turn on music and wiggle & stretch while sitting in a chair.	Loud and soft – first walk on your tip toes trying to be really quiet, then stomp using your whole foot trying to be really loud.	Tear newspaper into long strips – crunch them up into balls – throw the balls into a basket – Rip-Crunch-Throw.	Be a superhero! Think about all of your favorite superhero's and then spend some time moving just like they would.	Ask someone to go for a walk with you and as you walk, make up a little song about moving and having fun together.	Take a few minutes today to lie on the floor and stretch your body from head to toe. Take some deep breaths and relax as you reach and then relax.
Using paper plates as pretend stones; make an indoor nature trail through your house. Walk through the nature trail by only stepping onto the make believe stones.	Make a pile of paper balls by crunching recycled paper. For one minute throw these balls all over the playing space – making a blizzard of balls. Collect them and do it again.	Using the balls from yesterday put them in a pile. Crab walk with one ball at a time on your tummy, carry it across the room. Move all the balls to a new pile.	Get outside and pick up trash in your yard. 	Take a "spring is here" walk. Swing your arms as you walk quickly. Notice all the signs of spring!	How many different ways can you carry a sock as your move around the house?	Crawling is a great way to work on the muscles in your arms. Try to crawl around your home for a few minutes – take a break and do it again.
Turn on some music and take turns choosing a way to move. 	Leaping! Put pillows on the floor and practice your leaping skills. Push off of your back leg and reach with your front leg.	Work on your locomotor skills – go outside and practice walking, running, galloping, skipping, jumping and hopping.	Pickup marbles with your fingers and toes. Lie on the floor and blow the marbles across the floor.	Pull a wagon around outside as you pick up sticks. Create and obstacle course with the things you find. 	Make it backwards day. Move from room to room backwards. Try to high and low, fast and slow.	Make a trail of paper plates through your home and pretend that you can only walk on the plates or you will fall in the water.
Get outside today and play "I Spy". Each time one of you says, "I spy", you have to all walk, run or gallop to that object.	Animal Action Fun! One person says the name of an animal and the other person has to move around the house like that animal would.	Using a scarf or handkerchief, practice your self-toss and catch skills. Watch the scarf with your eyes and move your body so the scarf can land in your hands.	Have an adult write your name really big on a sheet of paper, and then put your body into the shapes of each letter. Can you do this standing up? Can you do this laying on the floor?	Make up a nonsense word. Now make up a movement to go with that word.	Twins – for 2-5 minutes pretend as if you are connected to someone else and the two of you have to move exactly the same way.	Go on a walk through your home. Each time you get to a new space you have to change the way you are moving.
Pretend to have a beach party. Turn on some beach music and dance. Pretend to surf and swim as you work your body. 	Pretend your arms or foot or elbow or nose is a crayon and draw a big picture of a rainbow in your home.	Put a sock puppet on your hand and have it travel high, low, fast, slow, curvy and straight.	Pretend to be a balloon – first without air, then being blow up, then floating around the room, and then being popped!	Work on your tossing and catching skills with someone. Toss it right to their hands.	Balance on two body parts. How about three parts or four or ever five body parts?	Repeat your favorite activity this month! 

Funding for this project was provided by the Office of Head Start, Administration for Children and Families, U.S. Department of Health and Human Services

© SHAPE America – Society of Health and Physical Educators • www.shapeamerica.org

1900 Association Drive, Reston, VA 20191 •703.476.3400• Fax 703.476.9527 • info@shapeamerica.org