

HAROLD MCCORMICK ELEMENTARY

DISTANCE LEARNER ORIENTATION 2020-21



DISTANCE LEARNING & HYBRID LEARNING

- Distance learning is the term used for students who have opted to learn digitally for nine weeks, a semester, or the entire school year. Students will be managed by their classroom teachers through Google Classroom.
- Hybrid learning is what our system has selected to begin our year. Families who selected the traditional, in-class learning will now have two days learning at school and three days learning at home. Your student will either come Monday & Tuesday OR Thursday & Friday with all students learning from home on Wednesday.
- Please refer to [ECS distance learning track student handbook](#).



DISTANCE LEARNING

- Classroom assignments will start in Google Classroom August 17, 2020.
- All students will be contacted by their teacher in Google classroom by August 17, 2020.
- Distance students will be held to the same standard as traditional students and will have attendance taken through any type of interaction asked of a student including assignments and/or live digital meetings.
- **Assignments are due by 8 a.m. the day after they were assigned unless a special due date is given. For example, if an assignment is posted/assigned on Tuesday, it is due by 8 a.m. on Wednesday. Assignments given on Friday are due Monday by 8 a.m.**
- Student/parent questions will get a response within 24 hours.
- Grades will be earned for the online courses as they are earned and calculated with in-person classes.

DISTANCE LEARNING

- If your student did not come to the 20% phase in week, the following are *your responsibilities*:
 - Retrieve your students Google Classroom login and password from Skyward (directions given in this Powerpoint. If you want additional guidance, watch the the [video](#) that the T.A. Dugger administrators have prepared. The information provided also works for HME students.
 - Help students join their classes on Google Classroom. Teachers will provide their classroom codes in an email.
 - **Please click [here](#) watch this required orientation video by the Elizabethton School District**

Breakfast & Lunch For Distance Learners

547-2008

Meals will also be available for distance and remote students. Pick-up time for each elementary school is from 9:30am - 10:00am. You must call 547-2008 by 8:15 a.m. daily.

Parents will need to provide the student's lunch number and/or name of student. All meal charges will be based on Free, Reduced or Full-paid Status.

Due to construction, pick up will be behind the building – follow the signs for "Temporary Office Entrance"

WHAT IS GOOGLE CLASSROOM?


- Think of Google Classroom (GC) as your digital link to learning.
- Teachers use GC to share assignments, homework, newsletters, and much more with students and parents!

GETTING STARTED



- Your child was provided with an email account, a secure login and password that is unique to them.

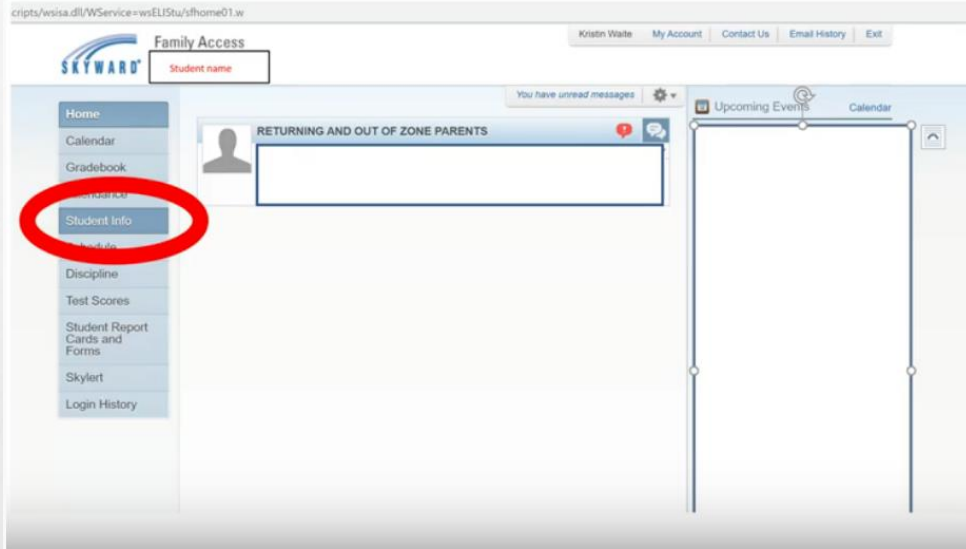
USER NAME/EMAIL



Please note that the email address ends in **.org**, not .com or .net

- First name + middle initial (dot) last name @ ecschools.org
- For example: Jane Sara Johnson will have the user name:
- janes.johnson@ecschools.org
- ***if you have a name with more than 20 characters, your user name/email may have been shortened and you will have to contact your teacher.

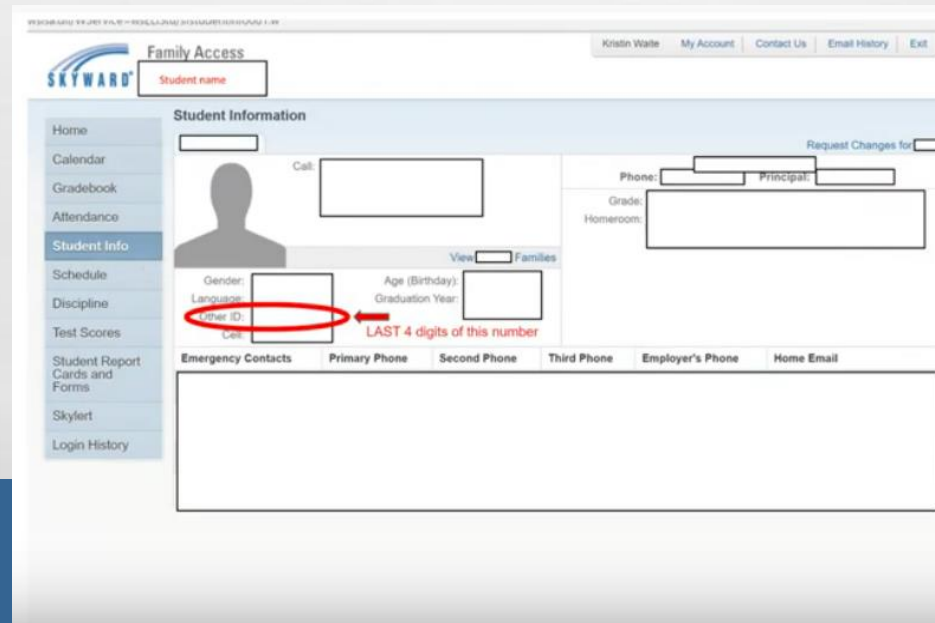
Finding Your Password



Log in to [Skyward Family Access](#)

If your registration materials have not been completed, that information will pop up before you can access other items.

Select **Student Info**



Look at the **Other ID information** – but only look at the LAST 4 DIGITS. Write these 4 numbers on a separate sheet of paper to use during the next step.

Your password is the 4 numbers you wrote down in the last step (from Skyward) + first and last initial (lowercase) + first and last initials (uppercase)

1234jsJS

User name: janes.johnson@ecschools.org
Password: 1234jsJS

Getting Started



1

Open Chromebook
and power on

Look for 4 tabs on
the bottom of the
screen - click on
Browse As Guest

Getting Started



2 Type www.google.com
into your web
address bar.

Getting Started




3

Click on **SIGN IN** in the upper right hand corner of the browser window.

Getting Started

Google

Hi Tanya

 bratton@opsb.info

Enter your password

[Forgot password?](#)

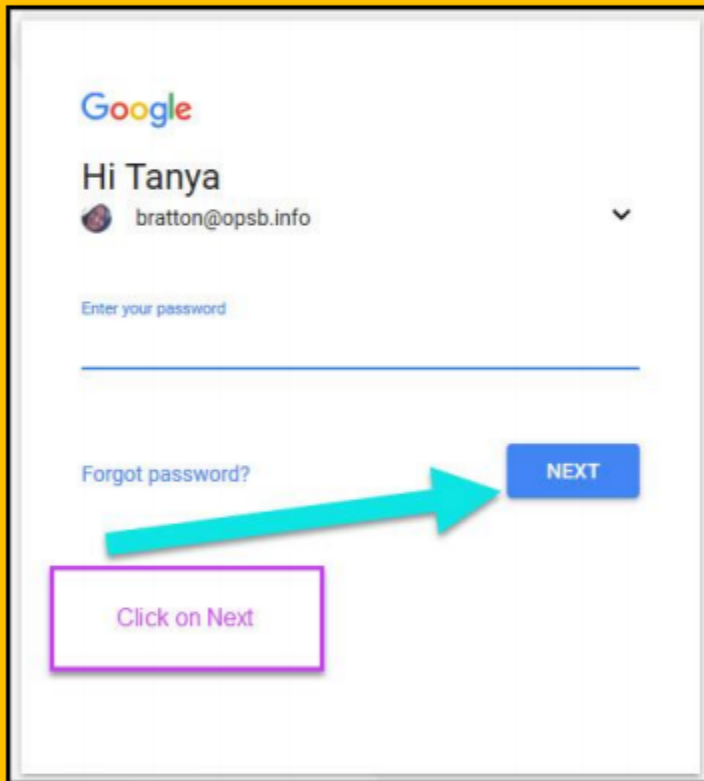
[NEXT](#)

Click on Next

4

Type in your child's
Google Email address
& click "next."

Getting Started



A screenshot of the Google login interface. At the top left is the Google logo. Below it, the text "Hi Tanya" is displayed, followed by a profile icon and the email address "bratton@opsb.info". A dropdown arrow is to the right of the email. Below this is a text input field with the placeholder "Enter your password". Underneath the input field is a blue button labeled "NEXT". To the left of the "NEXT" button is the text "Forgot password?". A cyan arrow points from the "NEXT" button to the right. A purple box with the text "Click on Next" is positioned below the "NEXT" button.

5

Type in your
PASSWORD
& click "next."

After step 5, you'll see this in the top right corner of your screen, you're logged into your Google Apps for Education Account!

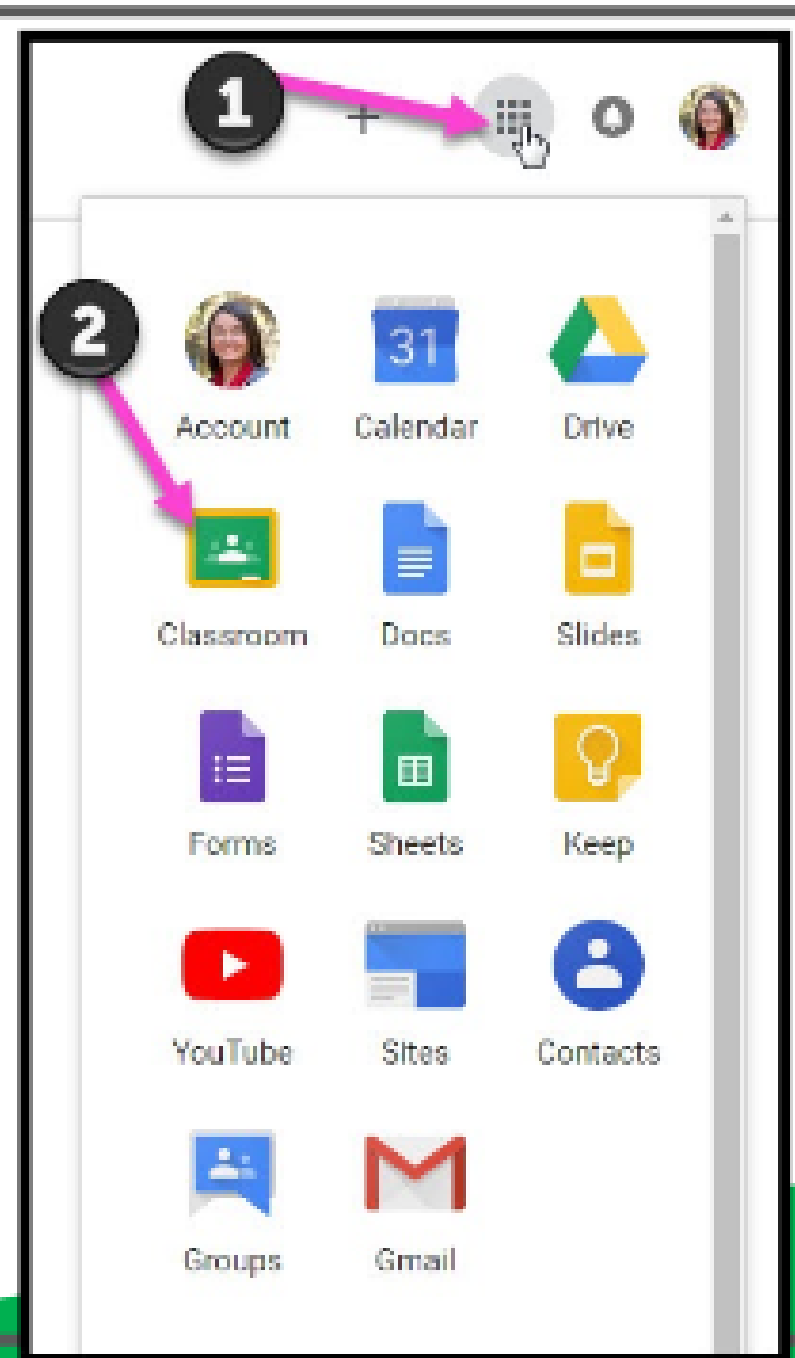
Gmail Images  

- Kindergarten & 1st grade students have a classroom for their homeroom teacher, plus related arts classrooms.
- 2nd-5th grade students have a Math, Language Arts, Science, and Social Studies class, plus related arts classes. Contact your teacher for academic questions.
- Visit our [Family Help Site](#). If you still have questions, contact kathryn.daugherty@ecschoools.org. She teaches daily classes, and will respond as soon as her schedule allows.

Navigating Classroom

1

Click on the waffle button and then the [Google Classroom](#) icon.



Navigating Classroom

2

The screenshot shows the Google Classroom interface. At the top left, there is a menu icon and the text "Google Classroom". At the top right, there is a red circle around a "+" sign, a waffle icon, and a profile icon with the letter "C". Below this, there are three class cards:

- Mrs. Grindstaff's ELA ...**
Homeroom
0 students
You're invited to teach this class.
Buttons: Decline, Accept
- Fox's First Grade**
0 students
You're invited to teach this class.
Buttons: Decline, Accept
- HME Support Class**
teachers/staff only
Rachel Wagner
Buttons: Join Class, Add Class

Below the class cards, there is a form to join a class by code:

Class code
Ask your teacher for the class code, then enter it here.

Class code

An arrow points from the "Class code" input field to the text "Class code" above it.

Accept the class you want to join **OR**
Join a class by clicking the + sign by the waffle, click Join a Class, and enter the class code given to you by your teachers.

Navigating Classroom

3

The screenshot shows the Google Classroom interface for a class named "Fox's First Grade". At the top, there are navigation tabs for "Stream", "Classwork", "People", and "Grades", with "Stream" selected. A settings gear icon is in the top right. The main header area features a background image of a classroom with a desk, a potted tree, and a window. Overlaid on this is the class name "Fox's First Grade", the class code "lwzfc5b", and a "Meet link" to a Google Meet session. Below the header, there is a section for "Upcoming" work, which currently shows "No work due soon". To the right of this is a "Share something with your class..." button with a user icon and a refresh icon.

Explore the Stream, Classwork, and People tabs at the top of the screen to become familiar with what you find in each section. We have a [How To Use Google Classroom video](#) the tech help site.

We miss you!
Please stay safe by following all
community health guidelines.
Keep learning and we'll see you soon!



PARTS OF T.A. DUGGER JUNIOR HIGH SCHOOL'S GOOGLE CLASSROOM POWERPOIN

PARTS OF WSE POWERPOINT

HOW TO USE GOOGLE CLASSROOM FOR TEACHERING BY ED TECH

[THE FOLLOWING WEBSITE: PARENTS GUIDE TO GOOGLE CLASSROOMS](https://www.nps.k12.nj.us/beh/wp-content/uploads/sites/30/2020/03/2020-parents-guide-to-google-classroom.pdf)

[HTTPS://WWW.NPS.K12.NJ.US/BEH/WP-CONTENT/UPLOADS/SITES/30/2020/03/2020-PARENTS-GUIDE-TO-GOOGLE-CLASSROOM.PDF](https://www.nps.k12.nj.us/beh/wp-content/uploads/sites/30/2020/03/2020-parents-guide-to-google-classroom.pdf)