



New Jersey Department of Education 2019-2020 School Performance Reports

Northern Highlands Regional High School District

April 12, 2021

Robin Knutelsky: Director of Curriculum, Instruction and Assessment



2019-2020 School Performance Reports

- The **School Performance Reports** reflect the New Jersey Department of Education's (NJDOE) commitment to providing parents, students, and school communities with a large variety of information about each school and district. These reports can be used as a tool to help evaluate whether all students have equitable access to high quality education.
- Communities are encouraged to use these reports to **learn more, start conversations, and engage.**
- In addition to meeting the federal report requirements under *ESSA*, NJDOE is committed to developing reports that **provide stakeholders with a broader picture of their schools and districts.**
- Along with the **detailed School Performance Reports** for each school, district, and state, **Summary Reports** for each school and district are also available.
 - Data in the Summary Reports are limited for 2019-2020 due to COVID-19.
- The reports and resources are also translated into Spanish.



School Performance Reports Homepage

You can find the School Performance Reports at www.njschooldata.org.

School Year 2019-2020 Resource Documents Take Feedback Survey Download Data Contact Us Language: Eng

NJ SCHOOL PERFORMANCE REPORT

The School Performance Reports reflect the New Jersey Department of Education's commitment to providing parents, students and school communities with a large variety of information about each school and district. These reports can be used as a tool to help evaluate whether all students have equitable access to high quality education. We encourage you to use these reports to learn more, start conversations, and engage.

What's New:

- 2019-20 reports released April 2021.
- New "Impacts of COVID-19 on Data Availability" resource

Questions about reports? Contact reportcard@doe.nj.gov

Search by County, School Name, District, or Zip Code

Schools A-Z Districts A-Z State Report



COVID-19 Impact on 2019-2020 Reports

- The ongoing COVID-19 pandemic has had a significant impact on the way the NJDOE was able to measure school performance and student achievement in the 2019-2020 School Performance Reports.
- Some data is not available at all and other data, while available, may not look the same as it did in prior years.
- The NJDOE recognizes that our existing data can't begin to measure the hard work and perseverance of the students, families, educators, and community members during this difficult year.
- This past year has been unlike any other, and the NJDOE believes that it is critical to use the available data in the reports, along with other information collected directly within districts and communities, to start conversations, identify gaps in information, and begin to find ways to address the impacts of COVID-19 and ensure all students receive the support that they need.



2019-2020 Data Availability Notes

- The 2019-2020 School Performance Reports will not include the following data elements:
 - **Statewide assessment data:** Participation and performance on the New Jersey Student Learning Assessment (NJSLA) for ELA, mathematics, or science, Dynamic Learning Maps (DLM) assessment, and ACCESS for ELLs 2.0 assessment
 - **Growth Data:** Median Student Growth Percentiles and Progress toward English Language Proficiency
 - **Attendance:** Chronic Absenteeism rates and other attendance information
 - **Accountability Measures:** Summative ratings, indicator scores, and status in meeting annual targets or standards
- Notes are included throughout the reports to explain where data is missing or known to be impacted by COVID-19 and a new [Impact of COVID-19 on Data Availability](#) resource is available to summarize this information.



What Kinds of Information Do the School Performance Reports Typically Include?

The New Jersey School Performance Reports typically contain hundreds of data points about schools and districts across New Jersey including:

- School and district overviews
- Demographic information
- Student growth*
- Academic achievement*
- College and career readiness
- Graduation and postsecondary information
- School climate and environment*
- Staff information
- School Accountability*
- School and district narrative information

*Some data may not be available for the 2019-2020 school year due to COVID-19.



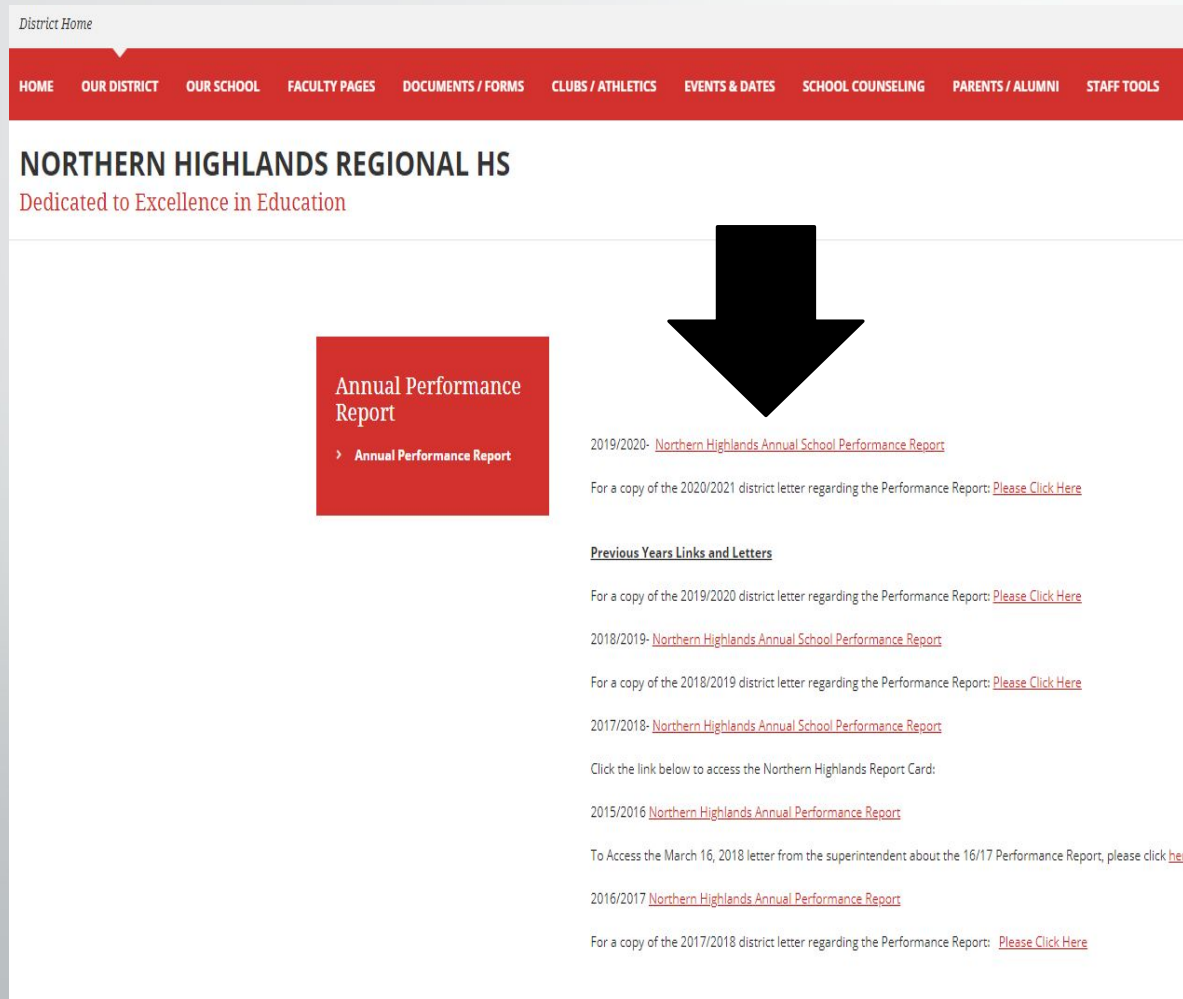
Enhancements to the 2019-2020 Reports

The 2019-2020 reports include changes that respond to stakeholder feedback collected over the last several years and the COVID-19 pandemic. These changes include:

- **New report design** with improved visuals and new navigational tools
- **Additional data** about graduation cohorts to provide more information about students who do not graduate
- **New resources** to help explain the impact of COVID-19 on the availability of data in the reports
- **A new narrative field, “Learning During COVID-19,”** to give districts an opportunity to share information on how they responded to the COVID-19, pandemic



Northern Highlands' Performance Reports on District Website



District Home

HOME OUR DISTRICT OUR SCHOOL FACULTY PAGES DOCUMENTS / FORMS CLUBS / ATHLETICS EVENTS & DATES SCHOOL COUNSELING PARENTS / ALUMNI STAFF TOOLS

NORTHERN HIGHLANDS REGIONAL HS

Dedicated to Excellence in Education

Annual Performance Report

> [Annual Performance Report](#)

2019/2020- [Northern Highlands Annual School Performance Report](#)

For a copy of the 2020/2021 district letter regarding the Performance Report: [Please Click Here](#)

[Previous Years Links and Letters](#)

For a copy of the 2019/2020 district letter regarding the Performance Report: [Please Click Here](#)

2018/2019- [Northern Highlands Annual School Performance Report](#)

For a copy of the 2018/2019 district letter regarding the Performance Report: [Please Click Here](#)

2017/2018- [Northern Highlands Annual School Performance Report](#)

Click the link below to access the Northern Highlands Report Card:

2015/2016 [Northern Highlands Annual Performance Report](#)

To Access the March 16, 2018 letter from the superintendent about the 16/17 Performance Report, please click [here](#)

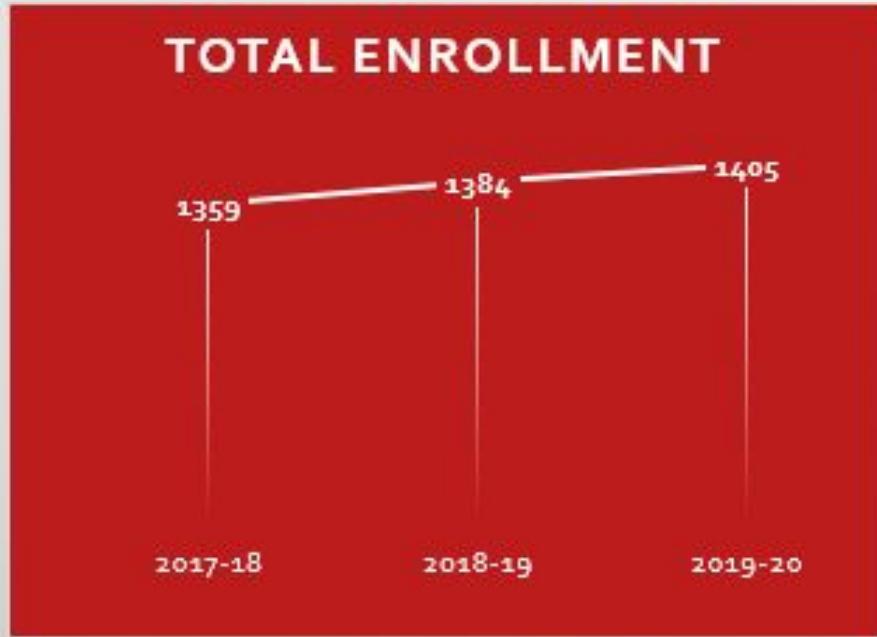
2016/2017 [Northern Highlands Annual Performance Report](#)

For a copy of the 2017/2018 district letter regarding the Performance Report: [Please Click Here](#)

Click [here](#) for the link on our District website



Student Enrollment and Demographics



Student Group	2017-2018	2018-2019	2019-2020
Economically Disadvantaged	.7%	.9%	.9%
Students with Disabilities	13.0%	12.8%	13.2%
English Learners	.5%	.6%	.8%
Homeless Students	.1%	0.0%	0.0%
Students in Foster Care	0.0%	0.0%	0.0%
Military-Connected Students	0.0%	0.0%	0.0%
Migrant Students	0.0%	0.0%	0.0%



Statewide Assessment Results

The School Performance Reports contain information about student participation and performance on statewide assessments, including the:

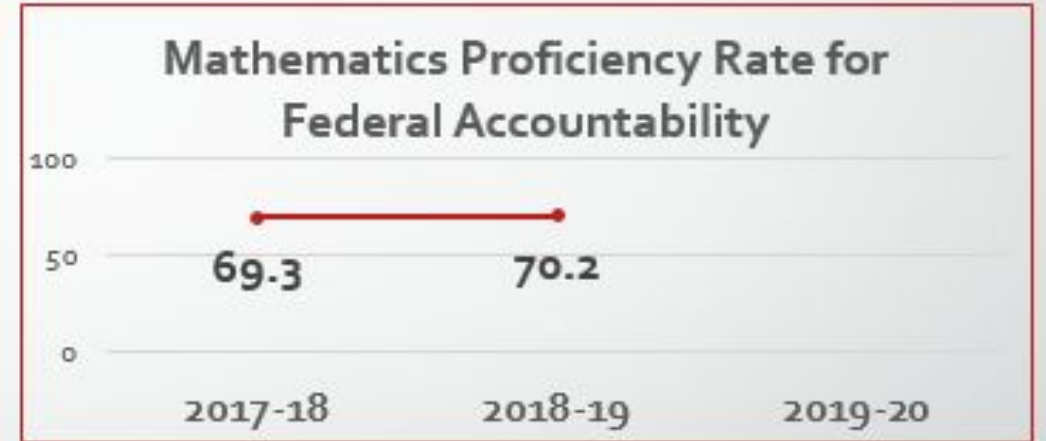
- New Jersey Student Learning Assessment (NJSLA): Assessment that measures student proficiency with the New Jersey Student Learning Standards for English Language Arts, mathematics, and science.
- Dynamic Learning Maps (DLM): Alternate assessment for students with the most significant intellectual disabilities in English Language Arts, Mathematics, and Science.
- ACCESS for ELLs: Assessment that measures the English language proficiency of English learners.

Statewide assessments were cancelled in spring 2020. As a result, **assessment data is not available** in the 2019-2020 School Performance Reports.



Statewide Assessment Proficiency

Due to the cancellation of statewide assessment results in spring 2020, participation and proficiency rates are not available for 2019-2020.



Performance	ELA 2017-18	ELA 2018-19	ELA 2019-20	Math 2017-18	Math 2018-19	ELA 2019-20
Participation	99.4%	99.3%		99.7%	99.6%	
Proficiency Rate	71.8%	83.9%		69.3%	70.2%	
Statewide Proficiency	56.7	57.9		45.0	44.5	



Local Assessment Results: Are our students making sufficient progress?

- Unit assessments
- Formative and summative assessments
- Increased collaboration time
- Linkit!
 - Benchmark A and Benchmark B
 - Data Dive sessions
- Assessment design working group
- Mid-year results
- Northern Highlands Summer Academy



Visual and Performing Arts

The College and Career Readiness section includes participation in visual and performing arts coursework for students in grades 9 through 12.

45.9% of students in grades 9 through 12 enrolled in an arts course
(State = 51.0%)

- 6.1% enrolled in Music courses (State = 17.4%)
- 0.0% enrolled in Dance courses (State = 2.5%)
- 1.9% enrolled in Drama courses (State = 3.8%)
- 38.8% enrolled in Visual Arts courses (State = 33.1%)



Graduation Rates and Pathways

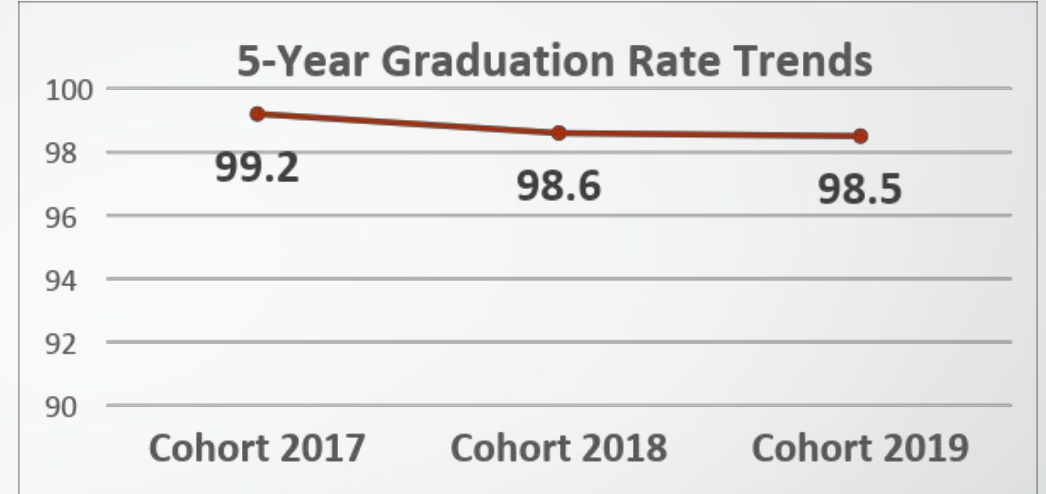
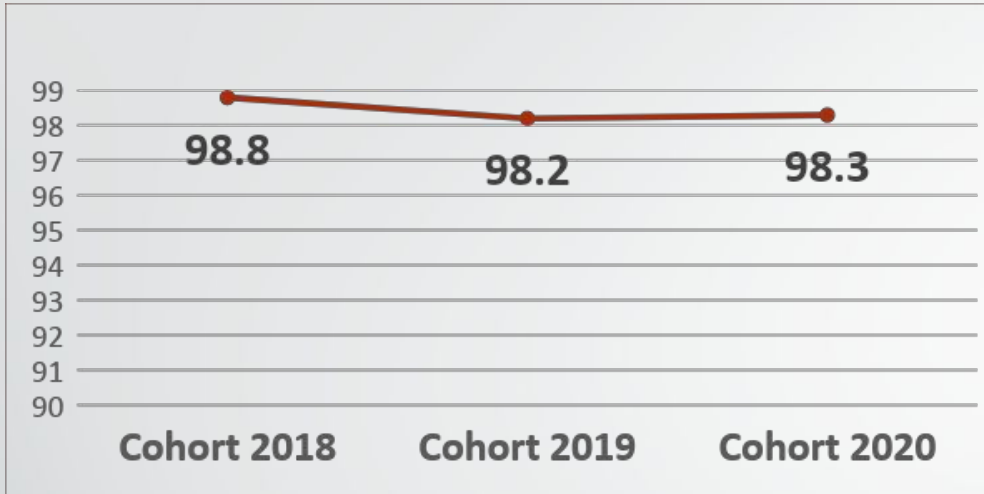
Graduation rates are calculated using the adjusted cohort graduation rate calculation, which all states are required to use.

A student is counted as a graduate in a given school year if they earn a state-endorsed (“regular”) diploma by August 31. A state-endorsed diploma is awarded to students who meet both [course requirements](#) and [graduation assessment requirements](#).

Governor Phil Murphy signed [Executive Order 117](#) on April 7, 2020, which waived the graduation assessment requirement for any 12th grade student who was expected to graduate in the class of 2020 but, as of March 18, 2020, had not yet met the graduation assessment requirement.



Graduation Rates



Performance	Cohort 2018 4-Year Rate	Cohort 2019 4-Year Rate	Cohort 2020 4-Year Rate	Cohort 2017 5-Year Rate	Cohort 2018 5-Year Rate	Cohort 2018 5-Year Rate
Graduation Rate	98.8	98.2	98.3	99.2	98.6	98.5
State	90.9	90.6	91.0	92.4	92.5	92.2



Graduation Pathways

How did students meet the graduation assessment requirement?

Subject	Pathways for Class of 2020	School	District	State
ELA	Statewide Assessment	76.4%	76.4%	61.4%
ELA	Substitute Competency Assessment	20.1%	20.1%	24.3%
ELA	Portfolio Appeals	0.0%	0.0%	2.2%
ELA	Alternate Requirements specified in IEP	2.6%	2.6%	5.0%
ELA	Requirements waived under Executive Order 117	.9%	.9%	7.0%
Math	Statewide Assessment	83.3%	83.3%	58.1%
Math	Substitute Competency Assessment	12.9%	12.9%	23.9%
Math	Portfolio Appeals	0.0%	0.0%	3.1%
Math	Alternate Requirements specified in IEP	2.9%	2.9%	5.7%
Math	Requirements waived under Executive Order 117	.9%	.9%	9.1%



Chronic Absenteeism and Attendance

The School Performance Reports include information on chronic absenteeism and attendance for students.

Chronic absenteeism is defined as being absent for 10% or more of the days enrolled during the school year. A student who is not present for any reason, whether excused, unexcused, or for disciplinary action, is considered absent unless permitted by state statute or regulations.

In March 2020, the United States Department of Education (USED) approved the [New Jersey Department of Education's \(NJDOE\) request](#) to waive statewide assessment, accountability, and reporting requirements in the Elementary and Secondary Education Act (ESEA) for the 2019-2020 school year due to school closures related to COVID-19.

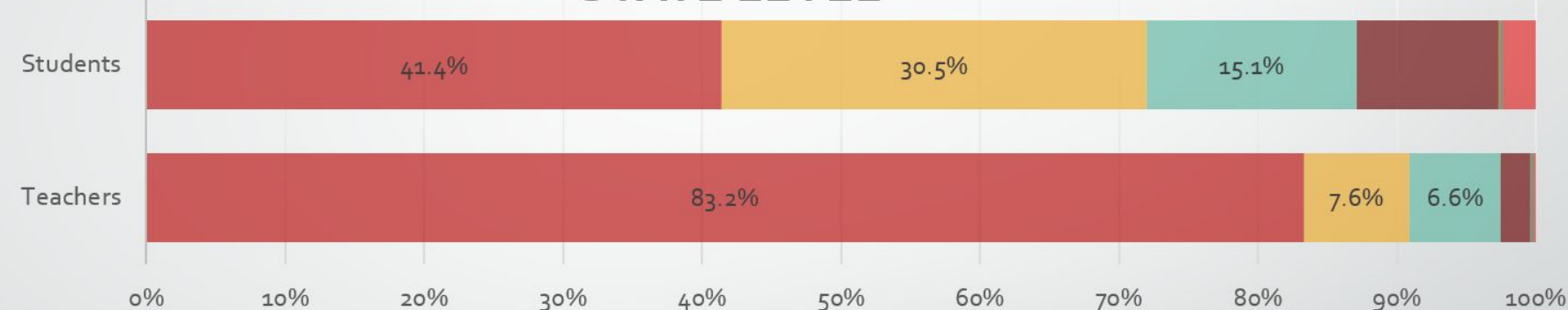
This included the requirement to calculate chronic absenteeism for the 2019-2020 school year, so the 2019-2020 School Performance Reports **do not include chronic absenteeism** or attendance data.



Statewide Teacher Demographic Information

Do the students in our classrooms have the opportunity to be led by diverse teachers?
 Teacher diversity improves outcomes for all students.

TEACHERS AND STUDENTS BY DEMOGRAPHIC INFORMATION – STATE LEVEL



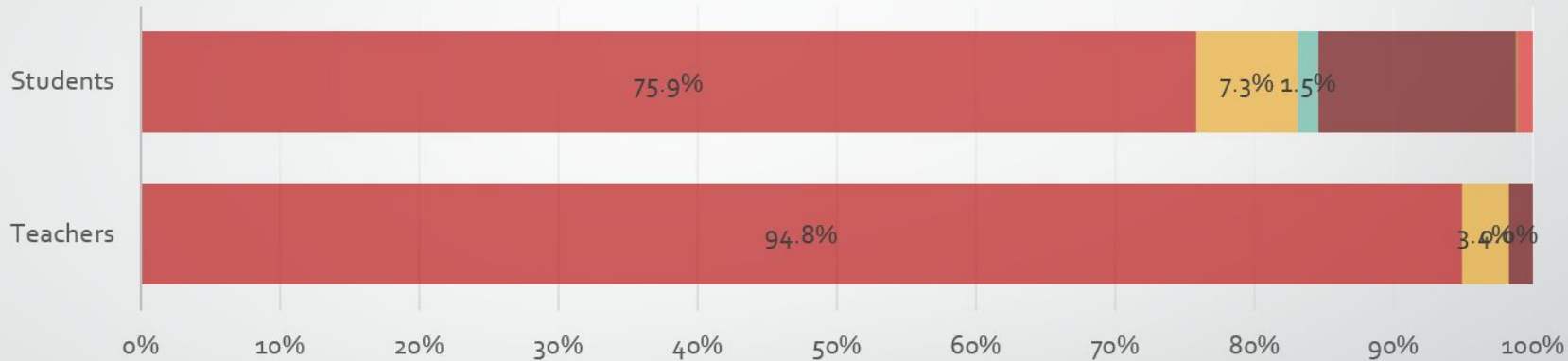
	Teachers	Students
White	83.2%	41.4%
Hispanic	7.6%	30.5%
Black or African American	6.6%	15.1%
Asian	2.1%	10.2%
Native Hawaiian or Pacific Islander	0.1%	0.2%
American Indian or Alaska Native	0.1%	0.1%
Two or More Races	0.2%	2.4%



District Teacher Demographic Information

Do the students in our classrooms have the opportunity to be led by diverse teachers?
 Teacher diversity improves outcomes for all students.

TEACHERS AND STUDENTS BY DEMOGRAPHIC INFORMATION – OUR DISTRICT



	Teachers	Students
White	94.8%	75.9%
Hispanic	3.4%	7.3%
Black or African American	0.0%	1.5%
Asian	1.7%	14.2%
Native Hawaiian or Pacific Islander	0.0%	0.1%
American Indian or Alaska Native	0.0%	0.0%
Two or More Races	0.0%	1.1%



Postsecondary Enrollment

Postsecondary enrollment data comes from the National Student Clearinghouse. It is reported that undergraduate enrollment was down nationwide in 2020 compared to the same time last year due to COVID-19.

Postsecondary Enrollment Rates: 16-month

Student Group	District	State
Total Population	91.5%	76.3%
White	91.0%	81.8%
Hispanic	86.7%	64.4%
Black or African American	*	66.1%
Asian, Native Hawaiian, or Pacific Islander	94.6%	92.2%
American Indian or Alaska Native	N	71.8%
Two or More Races	*	75.4%
Students with Disabilities	88.9%	

Type of Post Secondary		
Type	NH	State
% 2-year	4.3%	30.7%
% 4-year	95.7%	69.3%
% Public	46.8%	73.3%
% Private	53.2%	26.7%
% In-state	19.9%	65.5%
% Out-of-State	80.1%	34.5%



College and Career Readiness

The College and Career Readiness section of the reports shows information about college entrance exams, advanced coursework, career and technical education (CTE) programs, and participation in coursework across subject areas.

College and Career Readiness Measures	School	District	State
% of 12 th graders that took SAT in high school	58.3%	58.3%	71.1%
% of 12 th graders that took ACT in high school	65.8%	65.8%	17.2%
% of 11 th and 12 th graders enrolled in one or more Advanced Placement (AP) or International Baccalaureate (IB) course	52.9%	52.9%	35.7%
% of 11 th and 12 th graders enrolled in dual enrollment coursework	65.7%	65.7%	20.2%
% CTE concentrators	0.0%	0.0%	10.7%
% of students earning industry-valued credentials	0.0%	0.0%	0.7%
Number of students earning a Seal of Biliteracy	*	*	7,003



Student Safety in the District

Narrative Information on Student Safety

This plan includes but is not limited to: a visitor policy, visitor procedures, a door control/access system, our emergency management procedures, and school security drills. Our school is equipped with AEDs and bleeding control stations to assist with student medical emergencies. There are multiple reporting mechanisms for suspicious activity for students & staff, etc. We now have higher level security measures at the entrance to our building and ensure all exterior doors are locked during the school day. Safety is and will continue to be a priority.

Violence, Vandalism, HIB, and Substance Offenses

Incident Type	Number of Incidents: District	Number of Incidents: State
Violence	8	8,541
Vandalism	1	1,273
Weapons	1	535
Substances	2	3,832
Harassment, Intimidation, Bullying (HIB)	5	4,625
Total Unique Incidents	16	18,576
Incidents Per 100 Students Enrolled	1.14	1.32



Student Supports and Services

Narrative Information on Student Supports and Services

Northern Highlands has made an even further commitment to the social and emotional needs of our staff and students by creating a Wellness Department. Our wellness staff consists of two Student Assistance Counselors (SACs), whose education and interests prepare them to offer counseling and other programs relative to a variety of personal, social, and academic-related issues. Northern Highlands has partnered with Rutgers University to take part in The School Climate Transformation Project (SCTP). This is an initiative designed to provide support to School Safety/School Climate Teams in K-12 New Jersey schools in developing a positive and inclusive school climate. SCTP consultants support school leadership teams in using the School Climate Survey results to drive systems change to address school climate needs.

Student and Staff Ratios

Category	District
Students to Teachers	12:1
Students to Administrators	100:1
Teachers to Administrators	8:1
Students to Librarian/Media Specialists	1405:1
Students to Nurses	1405:1
Students to Counselors	234:1
Students to Child Study Team	281:1



How Can I Get Involved?

- Reach out to your school and district to find out about opportunities for how parents, families, and educators will work together to improve their schools.
- Schools and districts are required to engage with parents, families, educators, and community members throughout the year to assess needs related to the areas of weakness, identify strategies and resources that can impact improvement, create an improvement plan and timeline for completion.
- See NJDOE's Stakeholder Engagement Guide (<http://bit.ly/njengage>) for detailed descriptions of these requirements.



Have Feedback or Questions?

- **Additional resources** are available at: www.njschooldata.org
- **Visit** our district website for updates: <https://www.northernhighlands.org/>
- **Email** the district: knutelskyr@northernhighlands.org
- Take the NJDOE School Performance Reports **feedback survey**:
<https://www.surveymonkey.com/r/2019-20SPR>
- **Visit** the NJDOE website at: www.nj.gov/education
- **Email** the NJDOE: reportcard@doe.nj.gov

