

ALICE

Alert, Lockdown, Inform Counter, Evacuate

information taken from Karen DiMaio ALICE Presentation

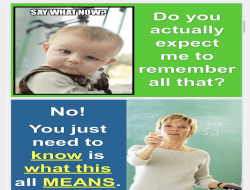
What did we used to do?

- We used to have lockdowns where we all sat in a dark room with the door locked
- Experts studied past incidents to come up with a plan to help keep you as safe as possible...and it's DIFFERENT than what we used to do
- What we learned is that we are making ourselves sitting ducks for the intruder.
- How hard is it to hit a target that's sitting still?
- The difference between life and death could depend on what YOU do.



What does this mean?

- In certain circumstances, a "lock the door and hide" strategy might be appropriate.
- In some cases, the teacher and students might take precautions to barricade the entrance(s) of the classroom,
- It might be the best decision for the teacher and students to evacuate the building.



Karen DiMaio ALICE Presentation

Why do we have to talk about this?

- Fire safety/tornado safety
- Fire drills/tornado drills



You can improve your chances of survival by **PLANNING AHEAD**. It depends on the moment..run, hide, fight




Karen DiMaio ALICE Presentation

Most people involved in a mass shooting reported that they thought someone was shooting off fireworks

At this point what's your best option?

- Stay put until you have enough information to make a good decision
- May need to hide for awhile
- Don't want to run into hall if intruder is out there
- Your EARS will be your best source of information
- Listen for possible announcements



The Importance of Information

- School personnel trained to relay information-location, sights, sounds
- Students relaying information
- Phone code to make building announcements
- 911
- Clearly marked rooms/entrances from outside
- Cameras
- Outside PD familiarity with building layout



If the intruder is nearby, and you can't get out, then barricade the door.

- Desks
- Book shelves
- Backpacks
- Silence cell phones
- Consider other escape routes
- Arm yourself, be prepared to fight



How will I know it's safe to leave the room?

- Don't open the door for anyone
- Police/Administration will announce themselves and have key



What if I'm not in a classroom?

- Any location
- Run to the nearest exit
- Look for an open or unlocked door
- Hide-behind stairwells, in doorways, under furniture, on toilets, in trash cans
- Silence phone
- Stay quiet




When should you run?

- If the gunshots sound far off and things are quiet, you might be able to run
- Carefully look out into the hall to see if the hall is clear BEFORE you run out
- Run away from any sounds (gunfire, screaming, etc)
- Leave belongings behind
- Be QUIET- don't draw attention to yourself
- Don't run in a straight line
- Don't run in the middle of the roads



As sad as it is to say, the best way to plan ahead is to **ALWAYS** **look for an escape route where ever you go!**

No matter where you are, **get in the habit of scoping the area for a way out just in case!**



Karen DiMaiolo ALICE Presentation

What do I do once I evacuate?

- Find a safe place away from danger (house, building, woods, etc)
- Communicate with someone you are safe
 - Adult in neighborhood
- Check in on Google classroom with 1st period teacher
- Get to reunification site, when safe to do so (site will be announced)



Reunification for Parents

- Current contact information/all calls
- Do not come to the school
- Wait for reunification site information
- Photo ID



If it's not safe to go out into the hallway

- Windows
- Break glass from corner first
- No ladder, might have to jump



Karen DiMaio ALICE Presentation

What if jumping isn't an option?

- Do whatever you can to keep intruder out of the room
- If gun comes through door first, knock it out of his hands
- Scenarios



Karen DiMaio ALICE Presentation

What if intruder gets into the room?

- Don't be a sitting duck
- Books, chairs, desks, purses-be resourceful
- Noise, movement, distractions
- When distracted, others attack
- Don't let intruder up
- NEVER pick up the gun



Karen DiMaio ALICE Presentation

Overview

- Pay attention to surroundings
- Use your senses
- Don't be a sitting duck
- Review scenarios/plan escape routes



Karen DiMaio ALICE Presentation

Prevention

- See something say something
 - Phone: 330-965-2848
 - Website: lowellville.tipline.info
- Pay attention to social media
- Weapons secure in home-securely storing guns at home is one of the simplest ways to prevent students from bringing them to school
- Firearms used in about 68% of gun-related incidents at schools were taken from the home, a friend or a relative (sandyhookpromise.org)



Prevention Cont'd

In 4 out of 5 school shootings, at least one other person had knowledge of the attacker's plan but failed to report it (sandyhookpromise.org)

In a comprehensive school shooting study, the Secret Service and Department of Education found that 93% of school shooters planned the attack in advance (sandyhookpromise.org)

Warning Signs of Violence

- Suddenly withdrawing from friends, family and activities (including online or via social media).
- Bullying, especially if targeted toward differences in race, religion, gender or sexual orientation.
- Excessive irritability, lack of patience, or becoming angry quickly.
- Experiencing chronic loneliness or social isolation.
- Expressing persistent thoughts of harming themselves or someone else.



Warning Signs of Violence Cont'd

- Making direct threats toward a place, another person, or themselves.
- Bragging about access to guns or weapons.
- Recruiting accomplices or audiences for an attack.
- Directly expressing a threat as a plan.

Source: sandyhookpromise.org NOTE: This isn't a complete list of all warning signs. Exhibiting one of these signs doesn't necessarily indicate imminent violence. When concerned about troubling behaviors, tell a trusted adult or call 911 if there is an immediate threat

District Next Steps

- Review ALICE procedures during individual grade level assemblies with students grades 4-12
- Distribute ALICE Brochure
- Participate in Active Shooter Drills
- Threat assessment teams training-elementary and high school
- Lowellville Community Educational Series



PARENTS...HOW CAN YOU HELP?

- ★ Always update emergency information through all of the school's platforms.
- ★ Make sure you are on the list for all calls and you have downloaded the school app.
- ★ Tune in to local television stations to get emergency information.
- ★ Engage in an age appropriate discussion with your child.
- ★ Share this information with the adults listed on your child's emergency contact information, given to your child's school.
- ★ If you own weapons, please make sure they are properly locked in a secure safe with limited access.
- ★ See something, say something.

Tracie Parry, Principal
t.parry@lowellvilleschool.org x180

Larry Sammartino, Assistant Principal
l.sammartino@lowellvilleschool.org x163