




WELCOME TO




SCIENCE TECHNOLOGY ENGINEERING ART MATHEMATICS

With Mr. T

WHAT IS STEAM?

- SCIENCE
- TECHNOLOGY
- ENGINEERING
- ART
- MATH







WHAT DO WE DO?





- ★ Work with a partner to complete a project
- ★ Use technology such as google and youtube to find information
- ★ Use **problem solving** and **critical thinking** to overcome challenges
- ★ Complete a project planner using Google Slides
- ★ Present your completed project planner





STEAM LAB DO'S

- 
- ❌ Learn with purpose everyday.
 - ❌ Set a goal and commit to accomplishing it.
 - ❌ Accept productive struggle (the work you do in the lab is not going to be easy, it's supposed to challenge you)
- 
- 
- 

- ❌ Respect others workspace
 - ❌ Do your best everyday
 - ❌ Be creative think outside the box
- 
- 
- 
- 



STEAM LAB "DONT'S"

- ❌ Chew gum
- ❌ Eat or drink in class
- ❌ Go to sites without permission
- ❌ Visit other stations
- ❌ Take things from other stations
- ❌ Play (you're here to learn)
- ❌ Work on homework or assignments from other classes.

WORKING WITH A PARTNER

- ✘ Always discuss your instructions before you begin
- ✘ Listen to each other, respect others opinions
- ✘ Take turns on the computer (swap each day)
- ✘ There will be disagreements...learn to work through it
- ✘ Do not let one person do all the work or make all the decisions. You share responsibility equally

JUST FYI...

- ✖ You can choose your partner
- ✖ Choose wisely because you will not change partners (unless I see a problem)
- ✖ You cannot build whatever you want
- ✖ You cannot hang out with your friends at other stations
- ✖ You will have to present your project. However, you do have options on how to present it.



WHEN YOU GET STUCK.... 3B4ME

- ✘ Most software programs have a “HELP” feature
- ✘ Google an online tutorial
- ✘ Look up “YouTube” videos to help
- ✘ Ask other students who have been at your station
- ✘ Trial and error

Try all of this before you ask Mr. T for help.



DO NOT SAY...

- ✘ I don't like this project (you must attempt the project you're assigned)
- ✘ Mine won't work (something just isn't right yet)
- ✘ I'm Finished! (you can always improve)

PROJECT PLANNER INFO...

- ✘ You will complete a project planner for each activity you complete. (1 per rotation)
- ✘ The project planner is a template in google slides that is easy to fill out.
- ✘ You can find the project planner in the resources section of your class in schoology.
- ✘ Click on the link and select “make a copy”
- ✘ Follow the directions listed on the CHECKLIST on the last slide.