



2023-2024 Budget Revenue Projections

Edgemont Union Free School District

January 24, 2023

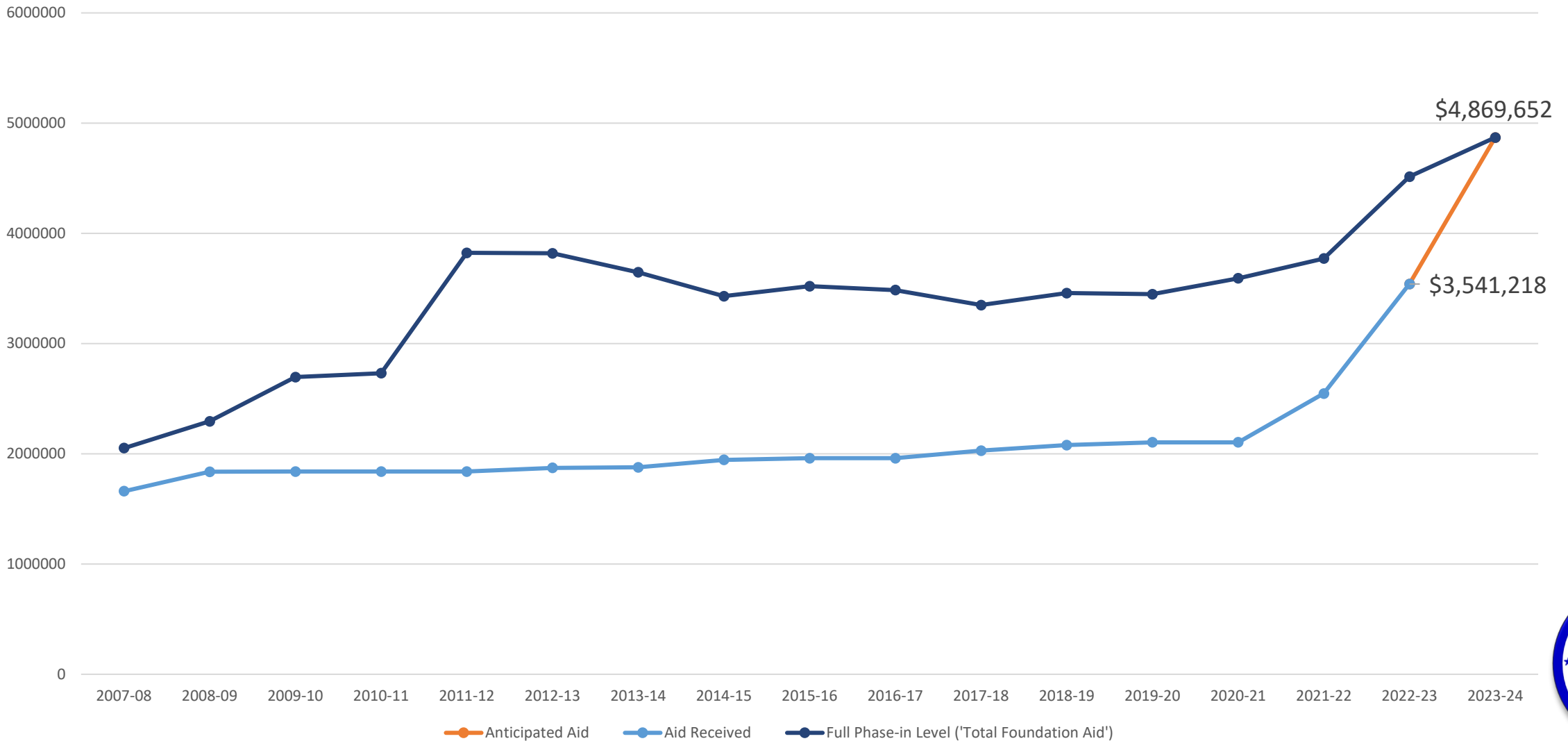
Presentation Goals

1. Anticipated Revenues & Process of Estimating
2. Early estimates for 2023-24 Revenue Budget



Foundation Aid

Historical Foundation Aid



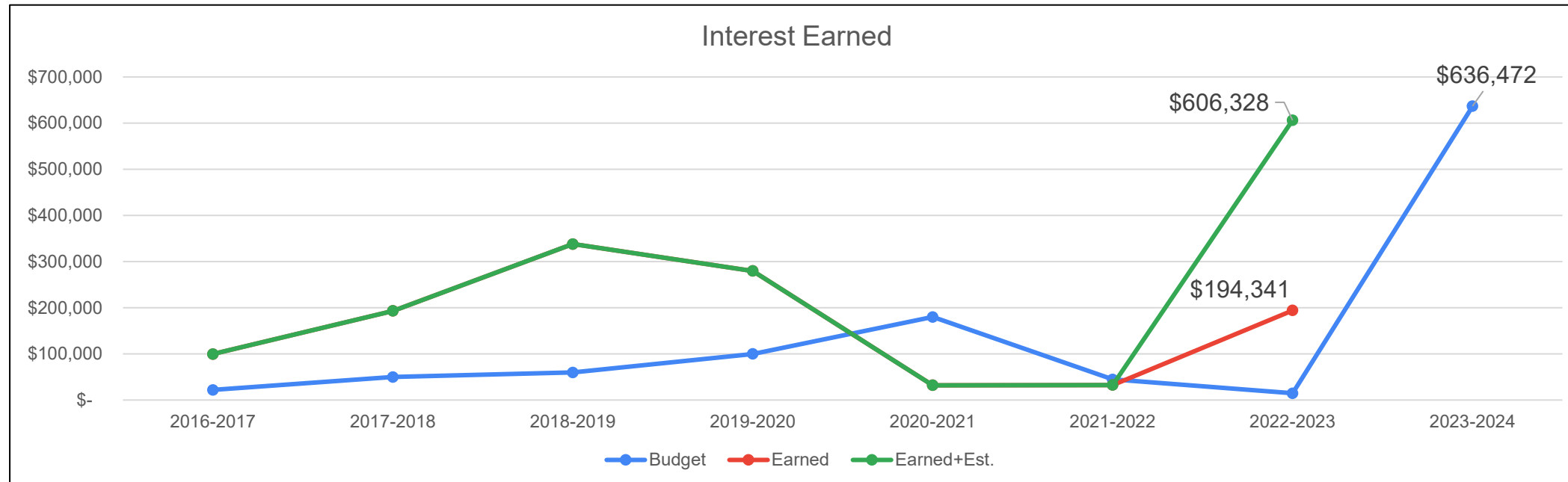
Interest Earnings

Interest Earned - Historical

School Year	Budget	Earned	Estimated	Earned+Est.	Difference
2016-2017	\$ 22,000	\$ 99,906	\$ -	\$ 99,906	\$ 77,906
2017-2018	\$ 50,000	\$ 193,349	\$ -	\$ 193,349	\$ 143,349
2018-2019	\$ 60,000	\$ 338,118	\$ -	\$ 338,118	\$ 278,118
2019-2020	\$ 100,000	\$ 279,735	\$ -	\$ 279,735	\$ 179,735
2020-2021	\$ 180,000	\$ 32,344	\$ -	\$ 32,344	\$ (147,656)
2021-2022	\$ 45,000	\$ 32,687	\$ -	\$ 32,687	\$ (12,313)
2022-2023	\$ 15,000	\$ 194,341	\$ 411,988	\$ 606,328	\$ 591,328
2023-2024	\$ 636,472				

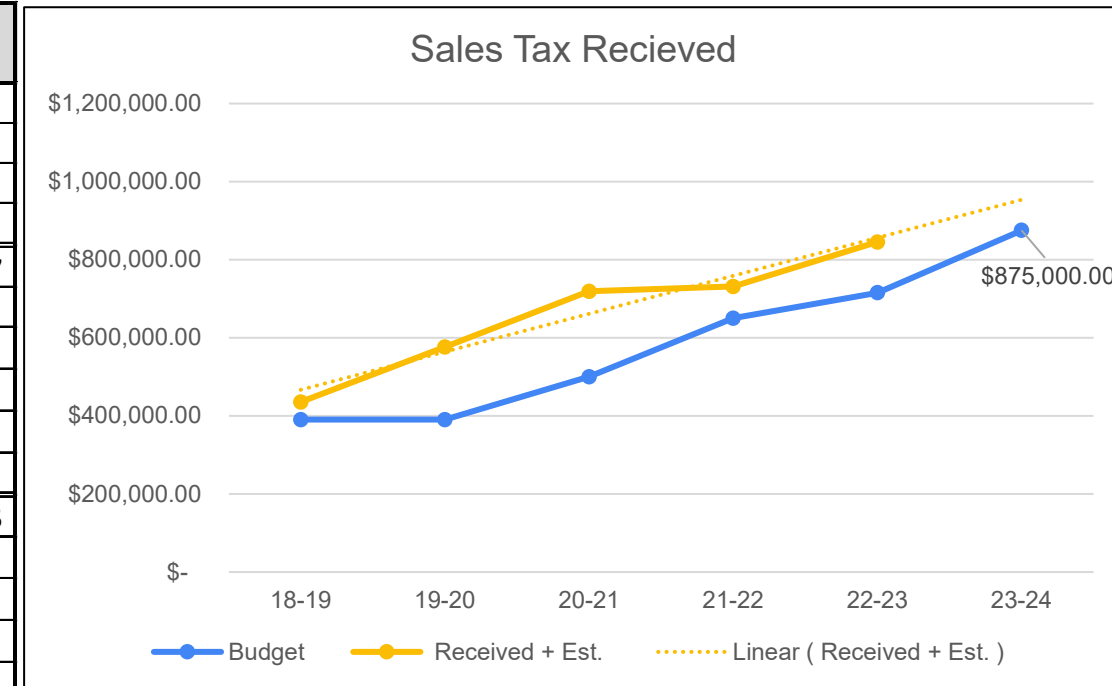
Earnings as of 12/30/22

*Anticipation assumes average annual interest rate on investments of 2.75%



Sales Tax

Sales Tax Received - Historical						
Quarter Start	Quarter End	Received	Estimated	Received + Est	Budget	Difference
Aug 2020	Oct 2020	\$ 182,168		\$ 182,168		
Nov 2020	Jan 2021	\$ 168,882		\$ 168,882		
Feb 2021	Apr 2021	\$ 187,907		\$ 187,907		
May 2021	July 2021	\$ 180,000		\$ 180,000		
	20-21 Total	\$ 718,957		\$ 718,957	\$ 500,000	\$ 218,957
Aug 2021	Oct 2021	\$ 162,230		\$ 162,230		
Nov 2021	Jan 2022	\$ 193,127		\$ 193,127		
Feb 2022	Apr 2022	\$ 192,822		\$ 192,822		
May 2022	July 2022	\$ 182,726		\$ 182,726		
	21-22 Total	\$ 730,905		\$ 730,905	\$ 650,000	\$ 80,905
Aug 2022	Oct 2022	\$ 202,817		\$ 202,817		
Nov 2022	Jan 2023		\$ 219,718	\$ 219,718		
Feb 2023	Apr 2023		\$ 219,718	\$ 219,718		
May 2023	July 2023		\$ 202,817	\$ 202,817		
	22-23 Total	\$ 202,817	\$ 642,253	\$ 845,070	\$ 715,000	\$ 130,070
	23-24 Budget				\$875,000	

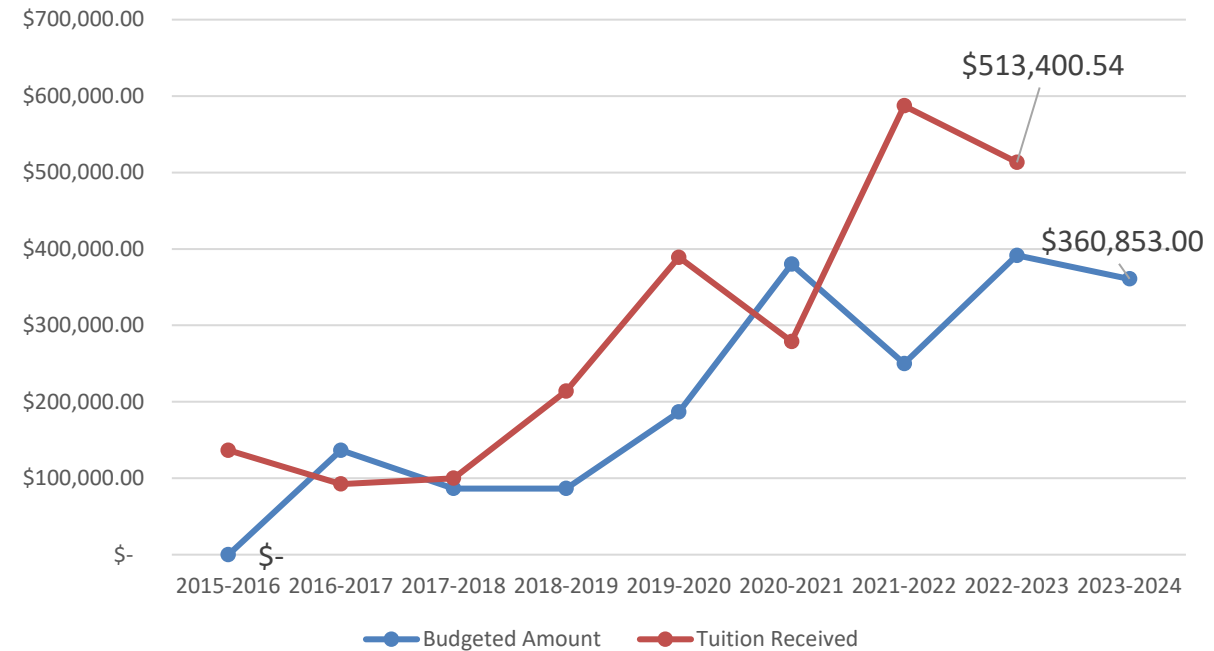


Tuition From Other Districts

Year	Budgeted Amount	Tuition Received	Difference
2015-2016	\$ -	\$ 136,787.00	\$ 136,787.00
2016-2017	\$ 136,781.00	\$ 92,604.00	\$ (44,177.00)
2017-2018	\$ 86,688.00	\$ 100,072.00	\$ 13,384.00
2018-2019	\$ 86,688.00	\$ 214,181.00	\$ 127,493.00
2019-2020	\$ 186,688.00	\$ 388,941.35	\$ 202,253.35
2020-2021	\$ 380,000.00	\$ 279,068.00	\$ (100,932.00)
2021-2022	\$ 250,000.00	\$ 587,175.00	\$ 337,175.00
2022-2023	\$ 391,450.00	\$ 513,400.54	\$ 121,950.54
		(Anticipated)	
2023-2024	\$ 360,853.00		

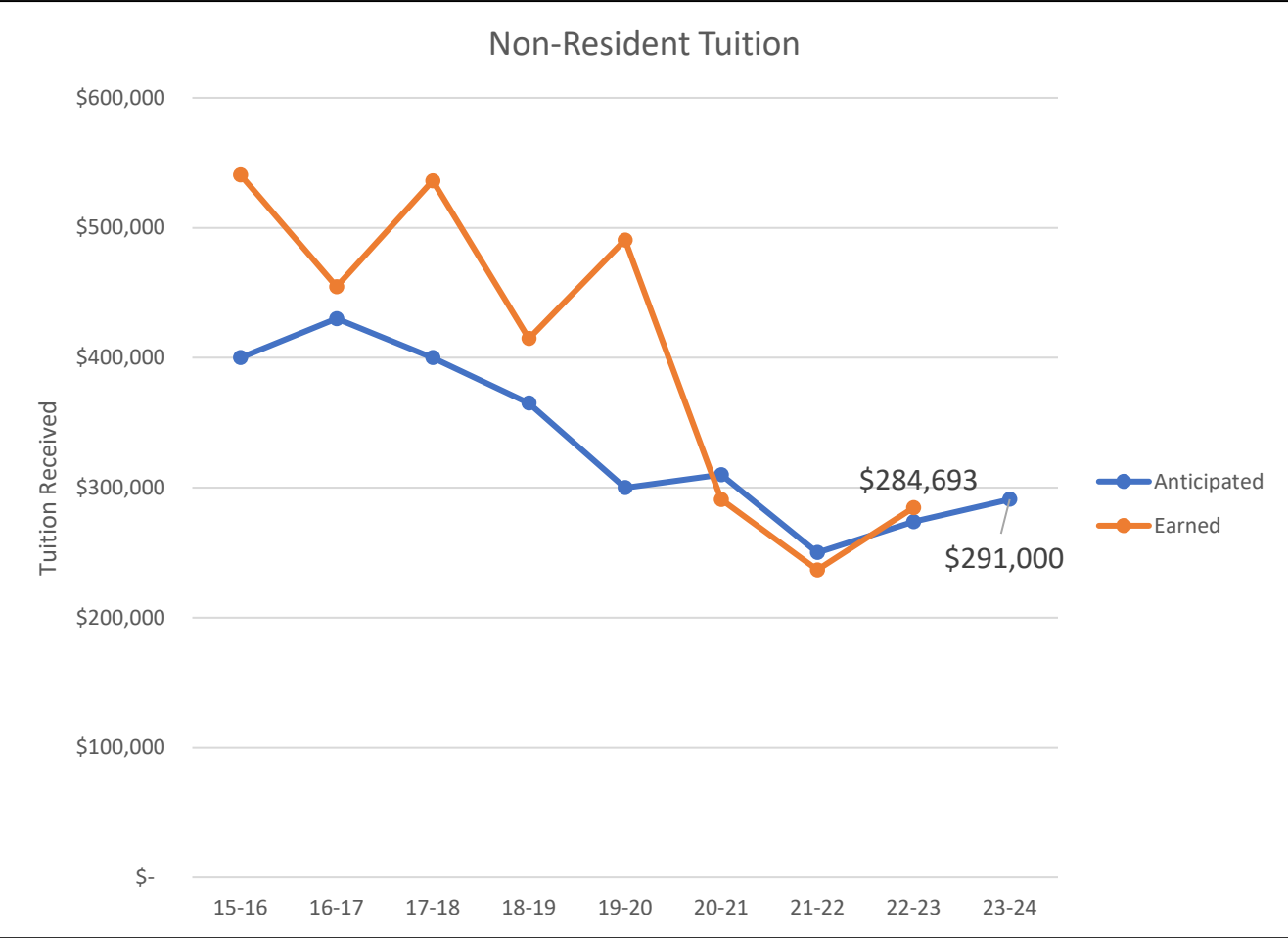
Represents three students (two elementary and one HS) at the estimated per pupil tuition calculated for 2022-2023 (two less student than currently attending). Inclusive of funding for 1:1 teacher aide support.

Tuition Received from Other Districts



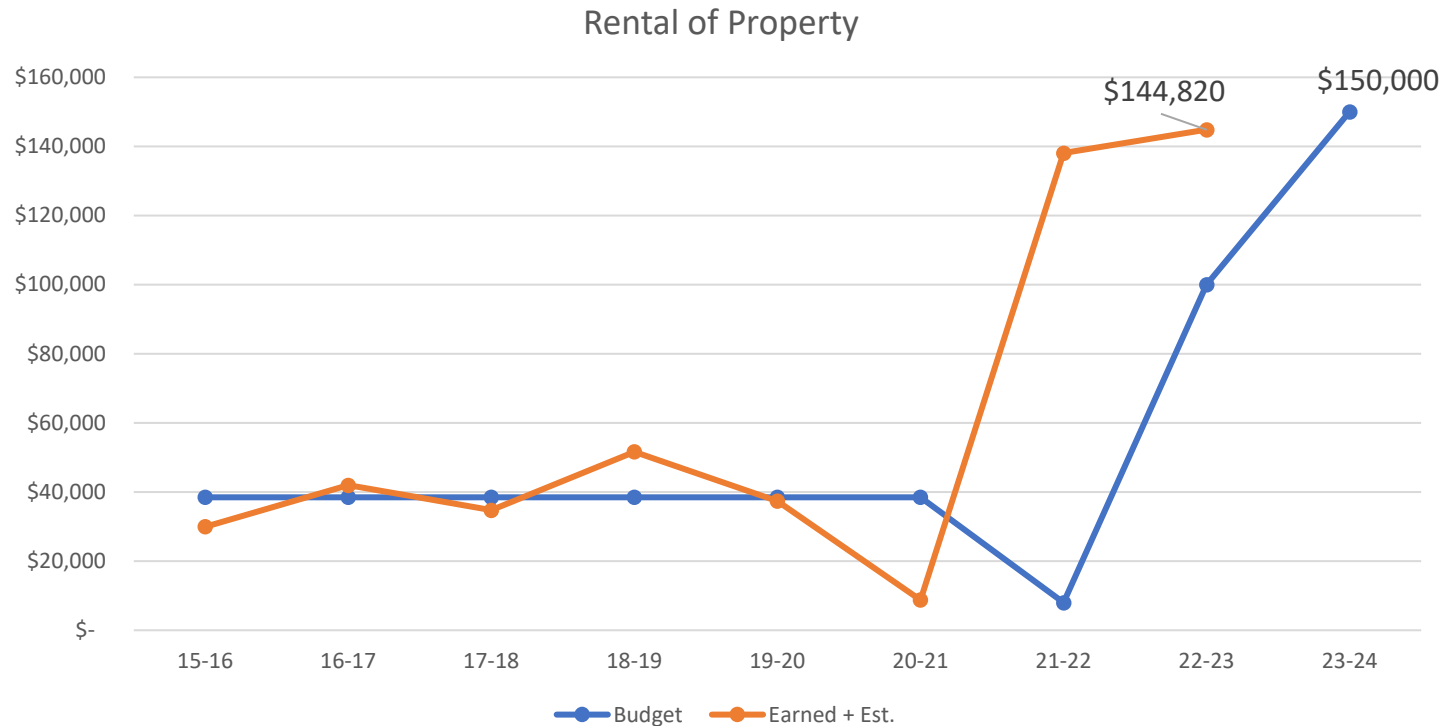
Non-Resident Tuition

Non-Resident Tuition		
Year	Anticipated	Earned
15-16	\$ 400,000	\$ 540,689
16-17	\$ 430,000	\$ 454,632
17-18	\$ 400,000	\$ 536,153
18-19	\$ 365,000	\$ 414,690
19-20	\$ 300,000	\$ 490,549
20-21	\$ 310,000	\$ 290,860
21-22	\$ 250,000	\$ 236,609
22-23	\$ 273,747	\$ 284,693
23-24	\$ 291,000	



Rental of Property

Rental of Property				
Year	Budget	Earned	Estimated	Earned + Est.
15-16	\$ 38,500	\$ 30,015	\$ -	\$ 30,015
16-17	\$ 38,500	\$ 41,958	\$ -	\$ 41,958
17-18	\$ 38,500	\$ 34,782	\$ -	\$ 34,782
18-19	\$ 38,500	\$ 51,668	\$ -	\$ 51,668
19-20	\$ 38,500	\$ 37,402	\$ -	\$ 37,402
20-21	\$ 38,500	\$ 8,805	\$ -	\$ 8,805
21-22	\$ 8,000	\$ 138,048	\$ -	\$ 138,048
22-23	\$ 100,000	\$ 106,015	\$ 38,806	\$ 144,820
23-24	\$ 150,000			





Early Estimates – Revenue Budget

Revenue Source	2022-2023	2023-2024	
State Aid	\$ 6,633,783	\$ 8,128,860 <i>(Estimated)</i>	← Executive Budget not yet released.
Sales Tax	\$ 715,000	\$ 875,000	
Interest on Investments	\$ 15,000	\$ 636,472	
Tuition From Individuals	\$ 264,592	\$ 291,000	
Tuition from Other School Districts	\$ 391,450	\$ 360,853	
Rental of Property	\$ 100,000	\$ 150,000	
Additional Revenues	\$ 150,000	\$ 150,000	
Gifts			
E Club	\$ 5,000	\$ 5,000	
Edgemont School Foundation	\$ 33,333	\$ 33,333	
Appropriated Fund Balance TRS	\$ 174,574	TBD	← To be determined – use of reserves to bridge the budget gap.
Appropriated Fund Balance ERS	\$ 665,062	TBD	
Appropriated Fund Balance	\$ 1,000,000	TBD	
Property Taxes	\$ 56,878,230	TBD	← To be finalized in the next 30 days
Total Estimated Revenue	\$ 67,026,024	TBD	

Upcoming Presentations

February 7th Board of Education Meeting

Budget Presentation I of II
Curriculum & Instruction, Pupil Personnel Services, Technology

February 28th Board of Education Meeting

Budget Presentation II of II
Building Level Budgets, Enrollment & Staffing Projections
Presentation of the Administrative Budget Proposal

March 7th Board of Education Meeting

Budget Work Session

April 18th Board of Education Meeting

Budget Adoption

