



District Improvement Council

January 23, 2023

#cfbproud

Public Hearing: 2021-22 District Annual Report Texas Academic Performance Report

Dr. Patty Parker
Director - Assessment & Accountability

#cfbproud 

Texas Academic Performance Report

2022 District Annual Report:

- District Information
- STAAR Participation & Performance
- FIRST (2020-21 financial standard report)
- CCMR (class of 2021 graduates)
- Postsecondary GPA (class of 2020 enrollment in Texas institutes of higher education)

2022 Academic & Financial Ratings

2021-22 Texas Academic Performance Report (TAPR)

District Name: CARROLLTON-FARMERS BRANCH ISD

District Number: 057903

2022 Accountability Rating: B

2022 Special Education Determination Status:

Needs Assistance

Financial Integrity Rating System of Texas (FIRST) Rating:
Superior rating, 100 (A)

Student & Staff Profile

District Information:

Early Childhood Education and Pre-Kindergarten through 12th grade.

CFBISD has 24 elementary schools, 6 middle schools, 5 high schools, and 3 education centers.

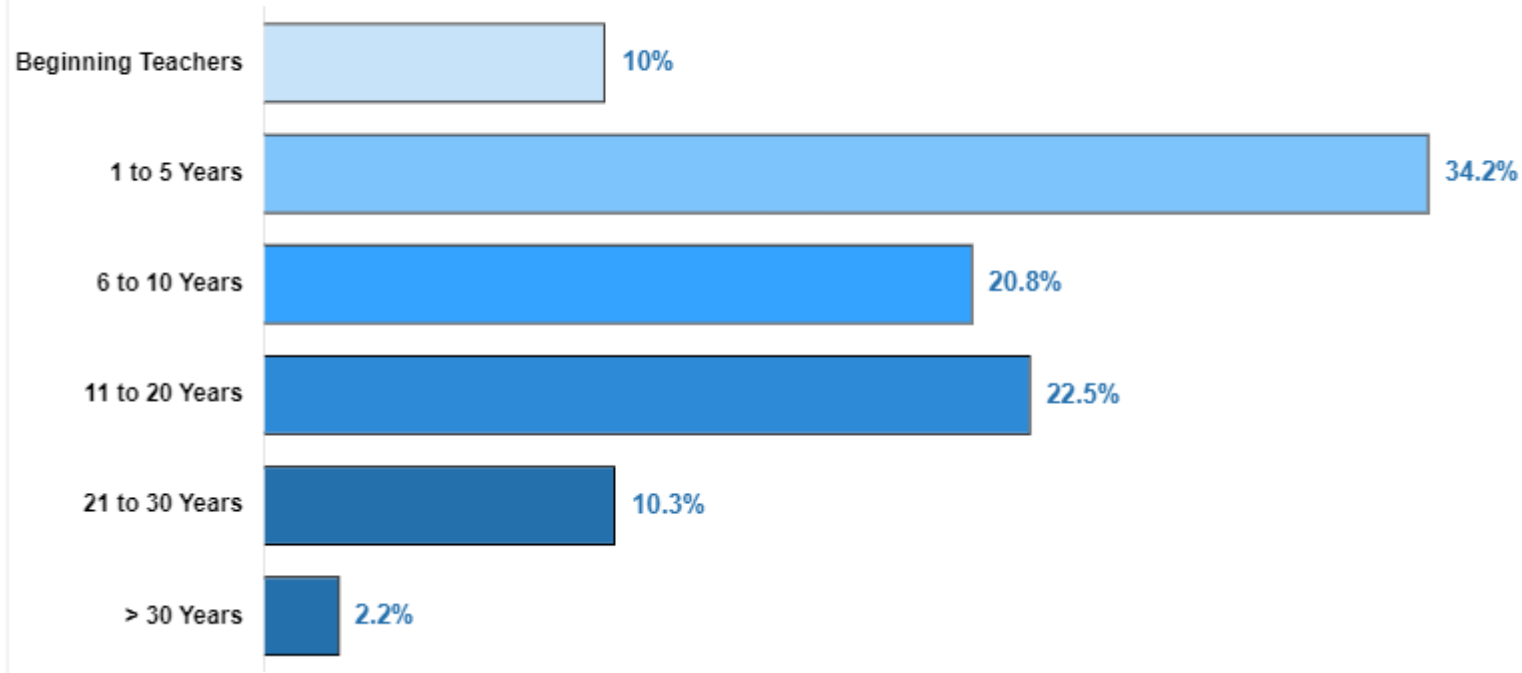
2021-22

- Enrollment: 24,888 students
- Employment: 3,542 personnel
- Class Size: 16.0 to 22.6
- Average Teacher Salary: \$61,432



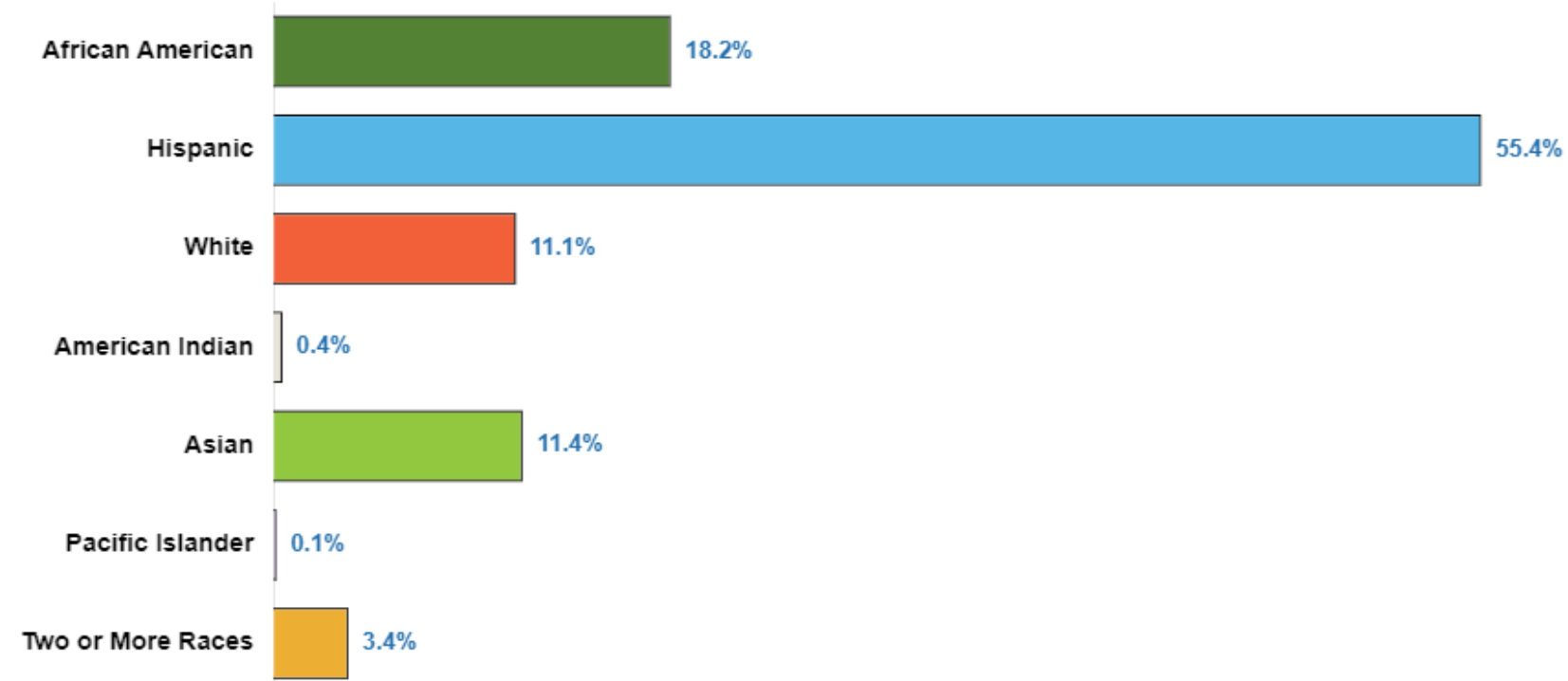
2021-22 Staff Profile

Teachers by Years of Experience,



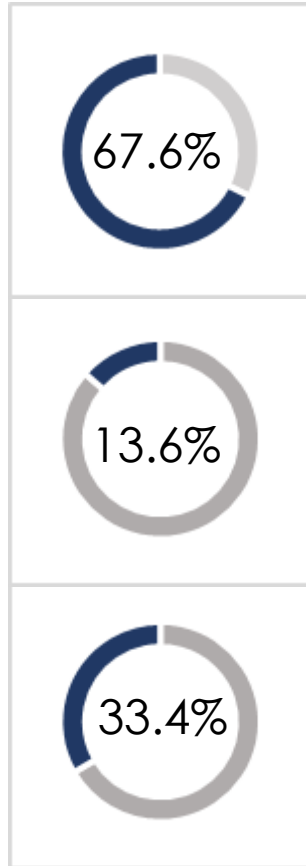
2021-22 Student Profile

Student Enrollment by Race/Ethnicity



Student Enrollment by Program Type

2020-21

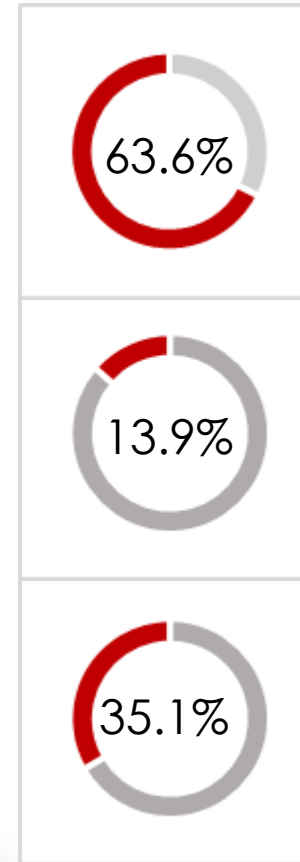


Economically Disadvantaged

Special Education

Emergent Bilingual

2021-22



Source: 2021 & 2022 TAPR

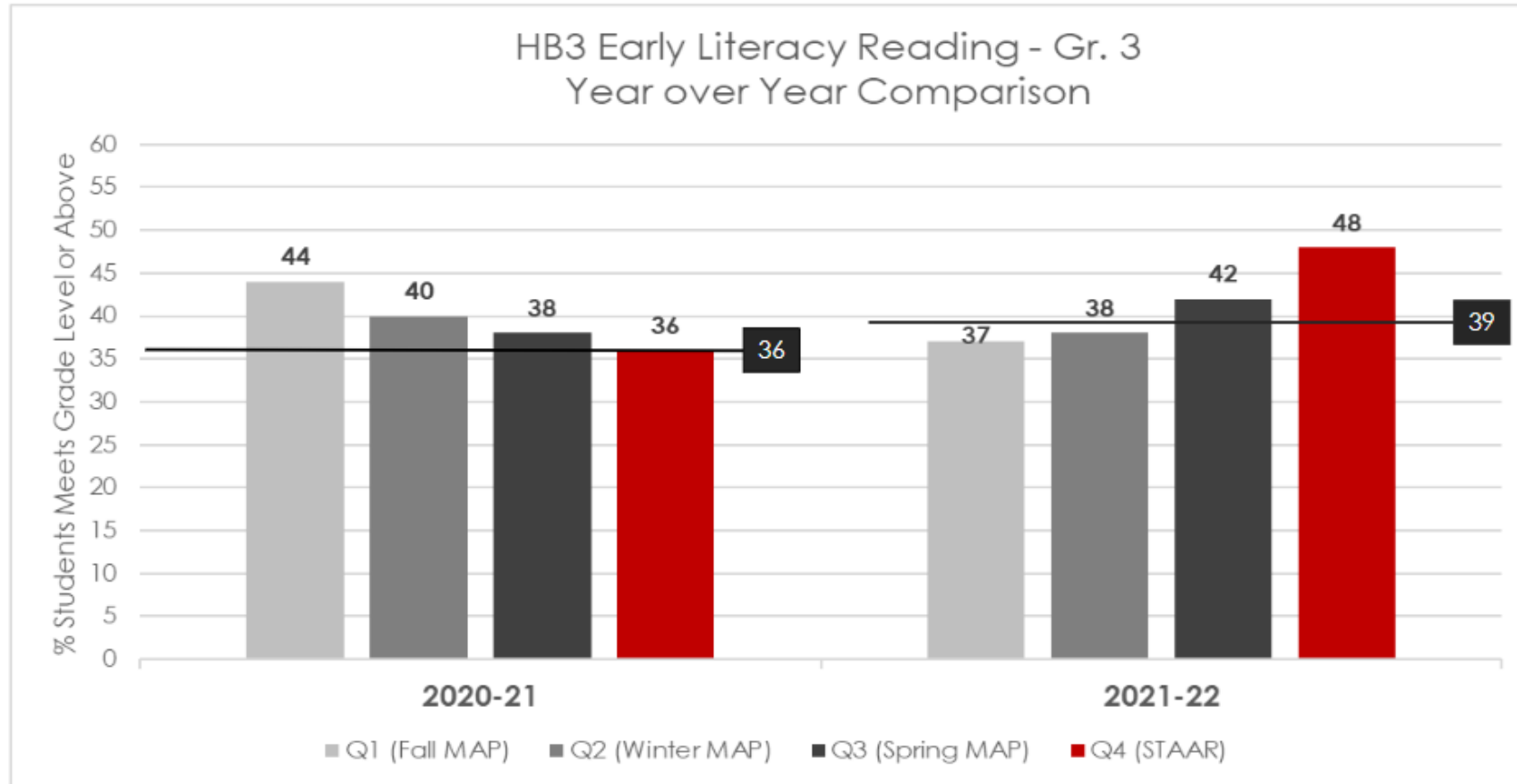
2022 STAAR Test-Takers (All Subjects)

Approaches Grade Level or Above			
CFBISD	2019	2021	2022
All Subjects	76%	62%	71%
Reading	71%	63%	71%
Mathematics	82%	61%	71%
Science	79%	62%	72%
Social Studies	79%	69%	74%

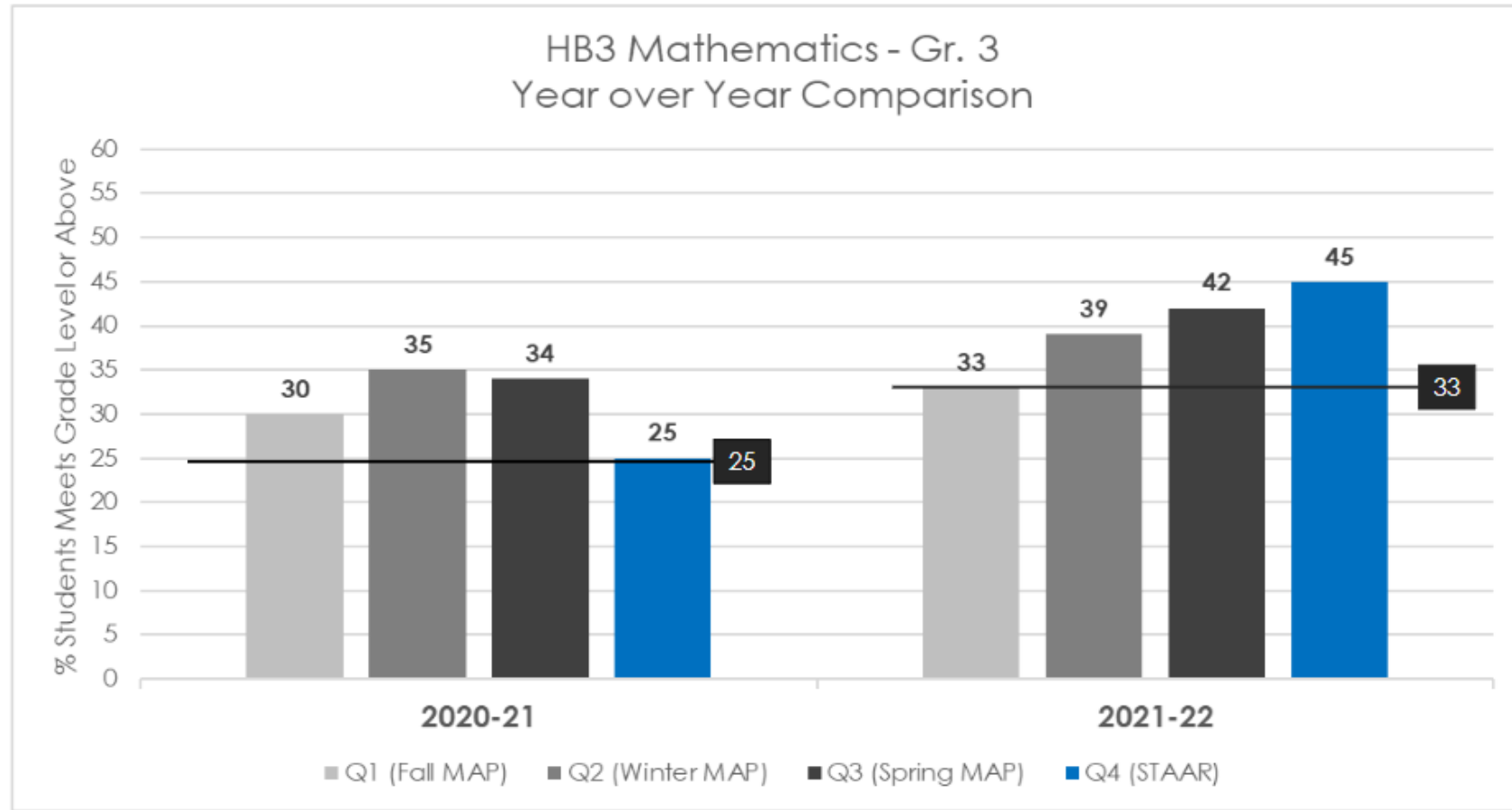
Meets Grade Level or Above			
CFBISD	2019	2021	2022
All Subjects	47%	35%	44%
Reading	44%	38%	47%
Mathematics	51%	32%	41%
Science	51%	35%	43%
Social Studies	53%	42%	46%



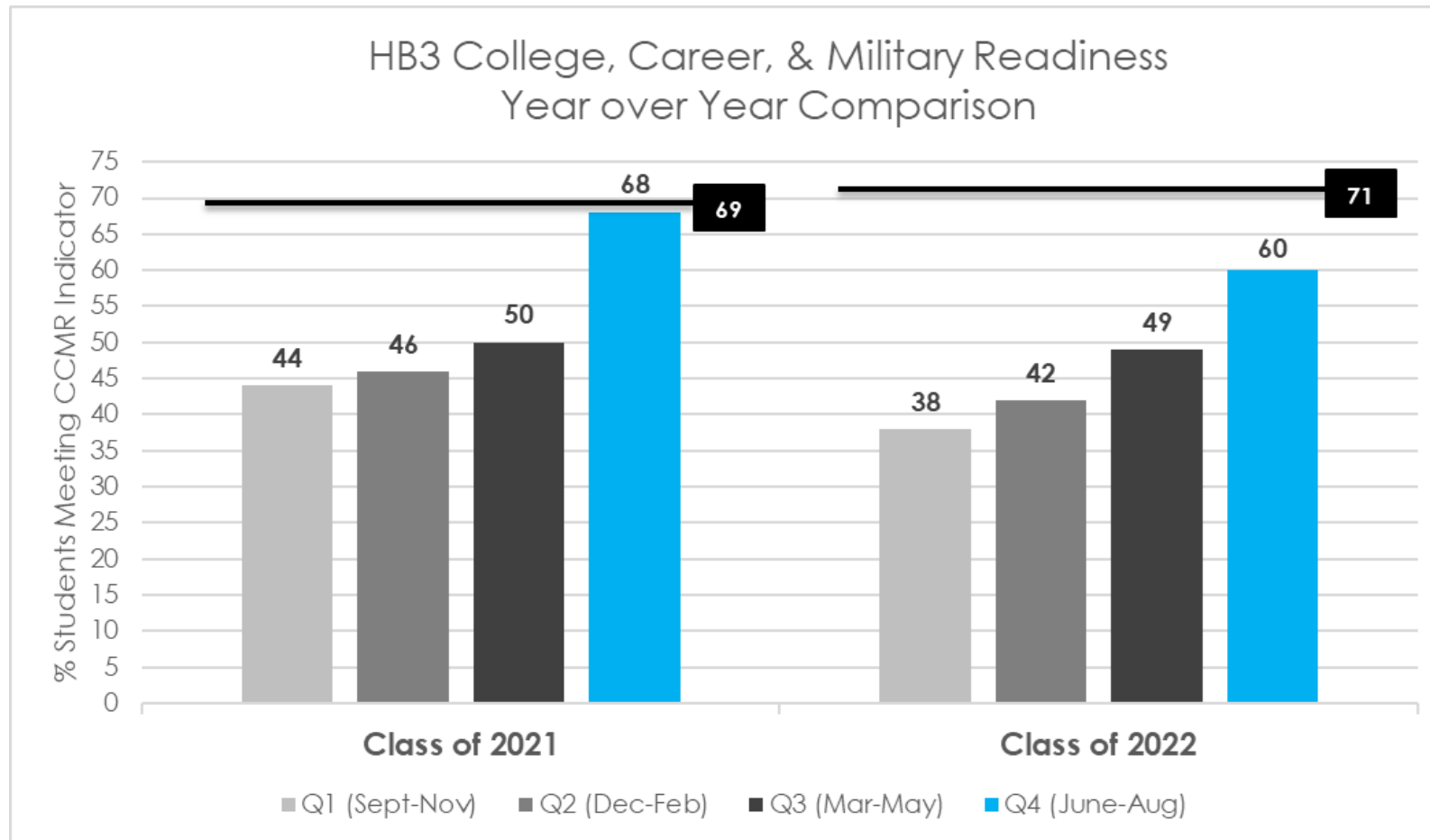
HB3 Board Goals - Early Literacy



HB3 Board Goals - Mathematics



HB3 Board Goals - CCMR



College, Career, & Military Readiness

College, Career, & Military Readiness

Class of 2021	Texas	Region	CFBISD
Meeting CCMR Indicator	65.2%	65.3%	67.5%



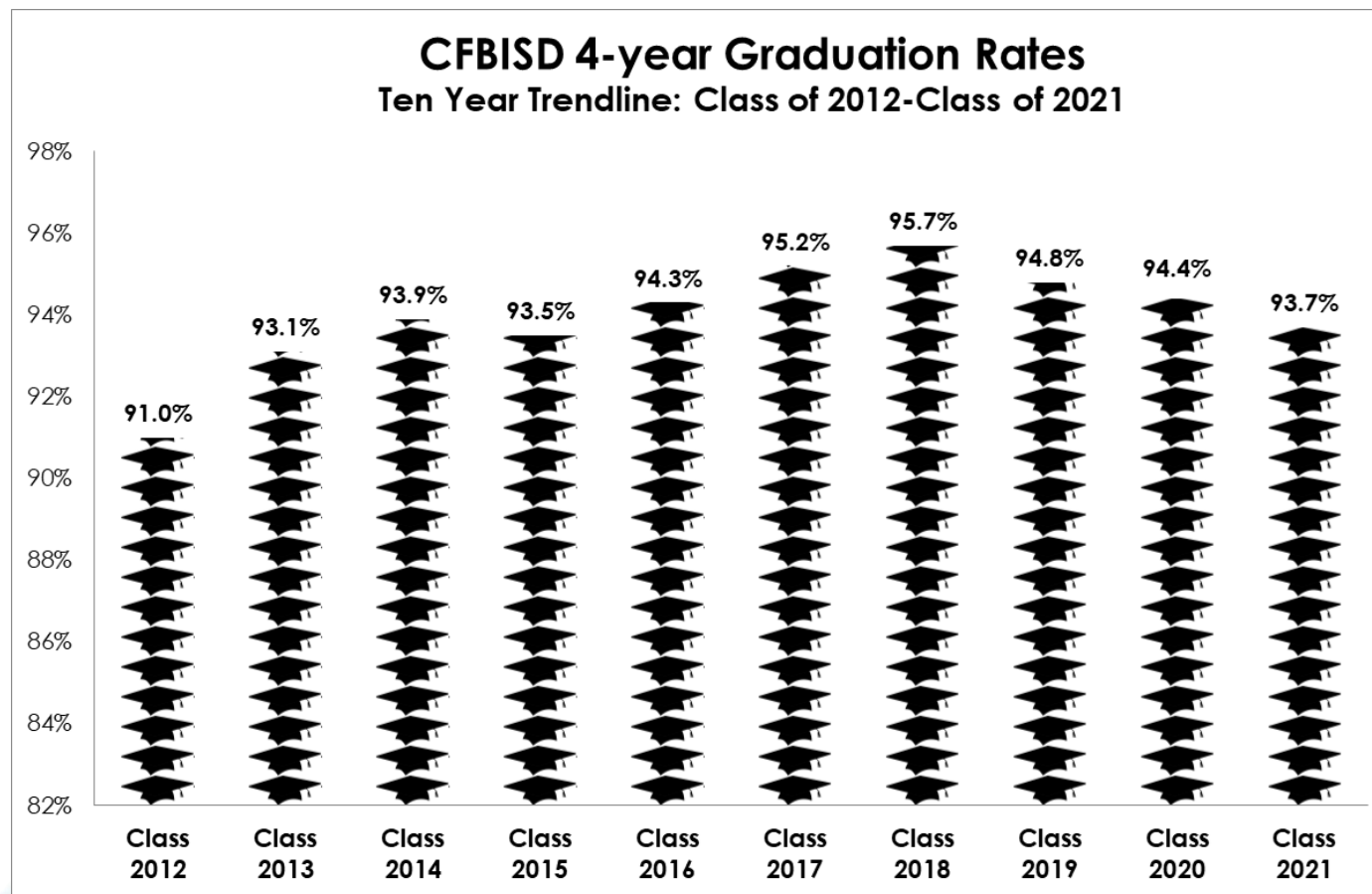
College Ready Graduates

Class of 2021	Texas	Region	CFBISD
College Ready	52.7%	55.3%	59.2%
TSI Criteria	40.4%	41.7%	44.6%
Dual Credit	25.9%	25.6%	13.0%
AP/IB (Any Subject)	21.3%	26.9%	30.4%

Career/Military Ready Graduates

Class of 2021	Texas	Region	CFBISD
Career/Military Ready	24.2%	20.4%	14.7%
Industry-based Certification	18.4%	14.9%	7.8%
IEP Workforce Ready	2.4%	2.0%	4.7%
SpEd Advanced Diploma	4.4%	4.1%	3.6%

High School Graduation Rate



Safety & Security

Report on Violent or Criminal Incidents Student Disciplinary Action Incident Counts by Reason Code 2021-22 School Year (To the Extent Permitted under FERPA)														
Reason Code	Description	Turner	Smith	Grimes	Salazar	Creekview	Ranchview	Field	Perry	Blalack	Polk	Bush	Sheffield	District
		001	002	003	005	006	007	041	042	045	046	047	125	57903
11	Used, exhibited, possessed firearm					1		1						2
12	Used, exhibited possessed illegal knife								1	1			1	3
14	Used, exhibited, possessed prohibited weapon									1			2	3
30	Aggravated assault against non-employee/volunteer											1		1
31	Sexual assault/aggravated sexual assault against school district employee/volunteer									1				1
32	Sexual assault/aggravated sexual assault against non-employee/volunteer							1		2	1			4
36	Felony controlled substance violation	7	6	1	4	12	6		4	2				42
46	Aggravated robbery	1												1
49	Engages in deadly conduct	1												1
Total Incidents		9	6	1	4	13	6	2	5	7	1	1	3	58
Student Enrollment		2,242	2,254	166	240	1,794	1,063	1,050	902	987	1,122	891	613	27,574
Incident Rate		0.40%	0.27%	0.60%	1.67%	0.72%	0.56%	0.19%	0.55%	0.71%	0.09%	0.11%	0.49%	0.21%
<p>The Reason Codes listed in this table are the PEIMS/TSDS Action Reason Codes applicable to mandatory expellable incidents that TEA uses in its methodology for identifying Persistently Dangerous Schools as required under the Unsafe School Choice Option (USCO) described in Section 8532 of ESSA.</p>														
<p>For information concerning school violence prevention and violence intervention policies that the district is using to protect students, please refer to the District's Student Code of Conduct and School Board Policies (both of which are available on the District's webpage and at all campuses and at the District's Central Administrative Offices).</p>														

2021-22 School Counselors

All Elementary campuses have a school counselor that provides counseling services to students. Freeman, LaVillita, Sheffield, and Stark elementary schools have 2 counselors to serve their students.

Our middle schools each have 3 school counselors.

Creekview, Smith, & Turner high schools have 6 counselors each. Ranchview high school has 3 counselors. Early College High School and Salazar have 1 counselor to provide counseling services.

Financial Standards Report

2020 - 2021 Actual Financial Data
 Totals for CARROLLTON-FARMERS BRANCH ISD (057903)
 Total Enrolled Membership: 24,804

Fund Balance** Fund Balance	District						State		
	General Fund	%	Per Student	All Funds	%	Per Student	All Funds	%	Per Student
Nonspendable Fund Balance	\$899,385		\$36	\$899,385		\$36	\$342,667,048		\$69
Restricted Fund Balance	\$0		\$0	\$282,015,325		\$11,370	\$20,204,526,878		\$4,047
Committed Fund Balance	\$41,500,000		\$1,673	\$43,254,785		\$1,744	\$4,009,536,094		\$803
Assigned Fund Balance	\$6,737,613		\$272	\$6,737,613		\$272	\$3,530,241,520		\$707
Unassigned Fund Balance	\$89,693,623		\$3,616	\$89,693,623		\$3,616	\$16,344,075,825		\$3,273
Total Fund Balance**	\$138,830,621		\$5,597	\$422,600,731		\$17,038	\$44,431,047,365		\$8,899



2021-22 District Annual Report & Resources

Monday, January 23, 2023 at 5pm

District Improvement Council Virtual Mtg

Performance Reporting

DISTRICT ANNUAL REPORT

TAPR

DISTRICT RATINGS

CAMPUS RATINGS

SCHOOL REPORT CARD

The Texas Education Code (TEC), §39.306, requires each school district's Board of Trustees to publish an annual performance report that includes the TAPR report; campus performance objectives and the progress toward those objectives; district accreditation status; campus distinction designation and ratings; the district's current special education compliance status; report on violent or criminal incidents; and information from the Texas Higher Education Coordinating Board. Data and information presented within the 2021-22 District Annual Report was generated from [2021-22 Texas Academic Performance Report \(TAPR\)](#) released by Texas Education Agency.

The Carrollton-Farmers Branch Independent School District held a public hearing on the Texas Academic Performance Reports (TAPR) during the regularly scheduled District Improvement Council meeting at 5:00 PM on Monday, January 23, 2023.

#cfbproud