

318,000
30,000
404,188
76,681
7,024,466
431,087
234,370
170,112
2,072
ADJUSTED TOTALS
Little Elm ISD
Adjusted Totals
Value
533,875,047
293,500,000

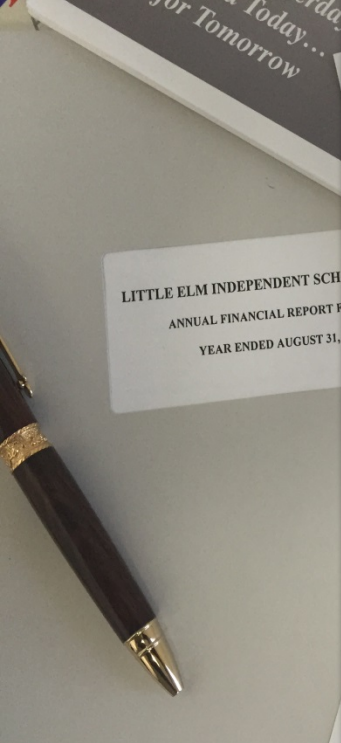
Little Elm ISD

April 16, 2018 Financial Report

Grant Anderson, Associate Superintendent & Chief Financial Officer


April 16, 2018
6:30 pm

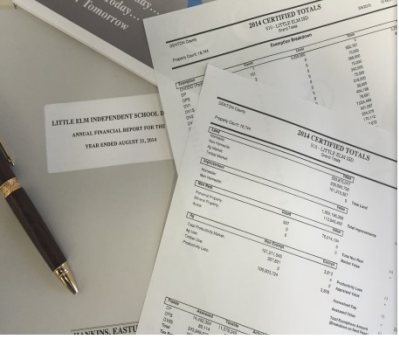
HANKINS, EASTU			
Freeze	Assessed	Taxable	Actual
DP	14,492,304		
DPS	89,114	11,578,345	
OV65	343,949,075	64	
Total	358,530,493		
Tax Rate	358		
3,808	Appraised Value		(-)
	Homestead Cap		=
	Assessed Value		(-)
	Total Exemptions Amount		=
	(Breakdown on Next Page)		(-)
			2,64



Notes to financials and current activity



- Financial data presented is for period ending February 2018.
- Budget amendments include all amendments through April 2018.
- Major budget amendments
 - Child nutrition: \$70,170 for equipment repair, maintenance costs, food purchases and contracted services.





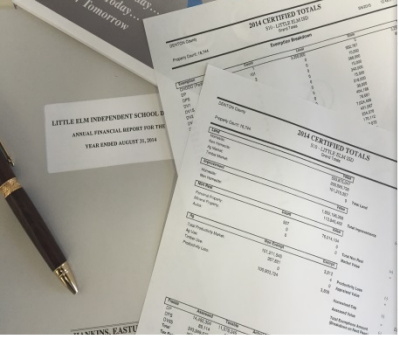
Fund Balance (Long-term financial) Analysis


Reserve	2016-17 Audit	2017-18 Initial Budget	2017-18 Current Budget	2017-18 Proposed
		Budgetary Fund Balance		
Min. 24% of total Expenditures	15,023,471	15,972,354	16,388,136	16,401,274
5% of State Legislative Funding	3,073,424	3,047,698	3,047,698	3,047,698
Ch 41 State Recapture Reserve	1,600,000	1,600,000	1,600,000	1,600,000
Technology Infrastructure	950,000	725,000	950,000	950,000
Facilities Infrastructure	3,665,000	725,000	3,665,000	3,665,000
Discretionary	3,474,245	5,716,088	582,593	569,455
Total Fund Balance	27,786,140	27,786,140	26,233,427	26,233,427
Change	742,466	0	(1,552,713)	0
Total Planned Budgetary Deficit				(1,552,713)

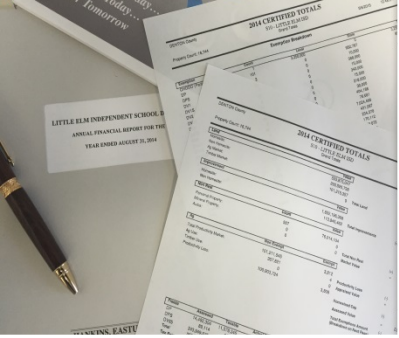


2017-18 General Fund Budget Recap	Initial Budget Sep 1, 2017	Prior YTD Amendments	Proposed Amendments	Amended Budget
Revenue Source				
Local Revenue	42,952,567	179,712	54,741	43,187,020
State Revenue	22,354,908			22,354,908
Federal Revenue	1,250,000			1,250,000
Total Estimated Revenue	66,557,475	179,712	54,741	66,791,928
Appropriations - Campus				
11 Instructional	37,534,485	341,036	20,821	37,896,342
12 Instruction Resources & Media	691,292			691,292
13 Curriculum and Staff Development	1,347,779	89,987	6,400	1,444,169
21 Instructional Leadership	1,200,953	(61,814)	(17,000)	1,122,139
23 School Leadership	4,071,730	(18,593)	(6,000)	4,047,137
31 Guidance, Counseling & Evaluation	1,931,897	(14,085)	(3,700)	1,914,112
32 Social Work Services	31,300			31,300
33 Health Services	556,638	300		556,938
34 Student (Pupil) Transportation	2,132,622	(7,907)		2,124,715
35 Food Services	109,499	3,170		112,669
36 Co-curricular & Extracurricular	1,867,951	209,613	11,187	2,088,751

76%



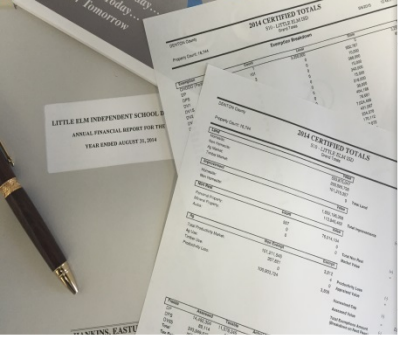
Budget Recap Continued	Initial Budget Sep 1, 2017	Prior YTD Amendments	Proposed Amendments	Amended Budget
Appropriations Continued - Other				
41 General Administration	3,180,633	81,650		3,262,283
51 Plant Maintenance & Operations	6,616,320	230,118	122,032	6,968,470
52 Security & Monitoring Services	984,288	196,062	5,810	1,186,160
53 Data Processing Services	1,399,108	(4,059)		1,395,049
61 Community Services (Child Care)	42,380	122		42,502
71 Debt Services	1,404,700			1,404,700
81 Facilities	582,900	686,825	(84,812)	1,184,913
91 Chapter 41 Recapture	500,000			500,000
95 Pmts to Juvenile Justice Alternative E	40,000			40,000
99 County Appraisal District Fees	325,000			325,000
Total Appropriations	66,551,475	1,732,425	54,741	68,338,641
Other Sources/(Uses)	6,000			6,000
Surplus/(Planned Deficit)	0	(1,552,713)		0
				(1,552,713)



**General Fund Budget to Actual Summary –
Realized as of February 2018**

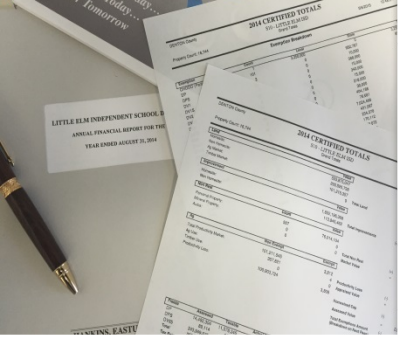
General Fund	2017-18 Budget	Realized	% Realized
Total Revenue	\$66,710,166	\$56,398,491	85%
Total Expenditures	\$68,256,879	\$36,264,156	53%
Net Other Sources/(Uses)	(\$6,000)	(\$6,000)	
Revenue over Expenditures	-	\$20,128,335	-

*Expenditures includes encumbrances



General Fund – Cash Flow February 2018

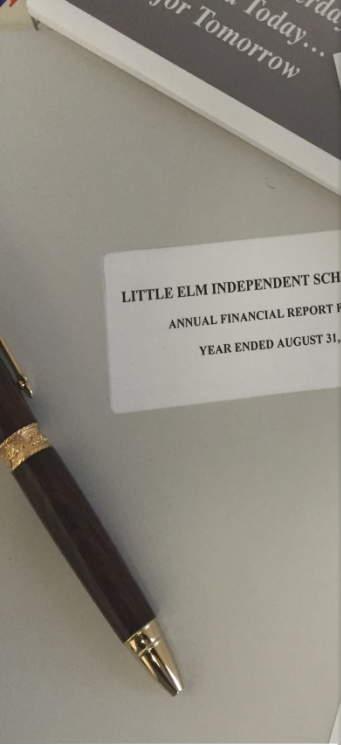
General Fund	Cash & Investment Balances
Beginning Cash & Investments	\$67,877,056
Net Change in Cash & Investments	(\$1,070,538)
Ending Cash & Investment	\$66,806,518



Capital Projects

Capital Projects	Project Estimate	YTD Expenditures	Project Balance
High School Expansion	\$21,500,000	\$20,338,317	\$1,161,683
Transportation / Operations Facility	\$7,000,000	\$728,803	*\$6,271,197

* Transportation / Operations facility: Includes \$2,715,000 transfer from 2016-17. Estimated Additional funds (\$2,285,000) for the project will be transferred in 2017-18 fiscal year after board approval of the Guaranteed Maximum Price.




Financials in board packet

- Budget Amendments
- Fund Balance Comparison
- Statement of Revenue and Expenditures
- Cash Flow Statement
- Bank Reconciliations
- Investment Report
- Fund Summary of Revenue and Expenditures
- Tax Collection Report
- Construction Report
- Gifts and Donations



Located on the Web @ www.littleelmisd.net - Finance



- The Administration recommends approval of the February 2018 Financial Reports as presented.