Little Elm ISD

Regular Meeting

Tuesday, January 19, 2016 6:30 PM

Agenda of Regular Meeting

The Board of Trustees
Little Elm ISD

A Regular Meeting of the Board of Trustees of Little Elm ISD will be held January 19, 2016, beginning at 6:30 PM in the Zellars Center for Learning and Leadership.

The subjects to be discussed or considered or upon which any formal action may be taken are as listed below. Items do not have to be taken in the order shown on this meeting notice.

Unless removed from the consent agenda, items identified within the consent agenda will be acted on at one time.

1. Call to Order Open Session in the Board Room at Zellars Center for Learning and Leadership on 300 Lobo Lane, Little Elm, Texas 75068.
2. Pledge of Allegiance
3. Invocation
4. Introduction and Roll Call
5. Citizen Input
6. Approval of Minutes
   A. Discuss and approve Regular Meeting Minutes - 12/14/2015 5
      Presenter: Sonia F. Badillo
7. Superintendent Spotlight
   A. Students of the Month - Little Elm High School
      Presenter: Renee Pentecost
   B. Town of Little Elm School Board Proclamation
      Presenter: Doug Peach
   C. Board Appreciation Celebration
      Presenter: Principals
   D. School Spotlight - Lakeside Middle School
      Presenter: Clint Miller
8. Reports of the Superintendent
   A. HB4 High Quality Pre-Kingergarten 13
      Presenter: Ashley Glover
9. The Board will recess into Closed Meeting in the Superintendent's Office as permitted by the Texas Open Meetings Act Code Subchapter 551.074. The Board and Superintendent will discuss:
   A. Personnel - 551.074
10. Action Items
    A. Discuss and approve the New Courses for 2016-2017 23

Presenter: Matthew Gutierrez

B. Discuss and approve the EIC (LOCAL) 26
Presenter: Matthew Gutierrez

C. Discuss and approve 2016-2017 School Calendar 41
Presenter: Matthew Gutierrez

D. Discuss and approve EIF (LOCAL) 62
Presenters: Ross Roberts and Ashley Helms

E. Discuss and approve the Financial Report 65
Presenter: Grant Anderson

F. Discuss and approve the Resolution for Section 8002 Authorized Signer 92
Presenter: Grant Anderson

11. Consent Agenda

A. Discuss and approve Personnel Memo 94
Presenter: Cleota Epps

B. Discuss and approve Gifts and Donations 96
Presenter: Grant Anderson

12. Board President Comments
Presenter: LeAnna Harding

A. Cross Knowledge Transfer and Educational Research

13. Board Comments

14. Superintendent Comments

15. Adjournment

If, during the course of the meeting, the Board of Trustees should determine that a closed meeting should be conducted, the Board will conduct a closed meeting in accordance with the Texas Open Meetings Act, Texas Government Code Section 551.001 et seq. The meeting will be held by the School Board at the date, hour, and place given in this Notice or as soon after the commencement of the meeting covered by this Notice as the School Board may conveniently meet in such closed or executive meeting or session concerning any and all purposes permitted by the Act, including, but not limited to the following sections and purposes:

Texas Government Code Section:

551.071	Private consultation with the Board's attorney.
551.072	Discussing purchase, exchange, lease, or value of real property.
551.073	Discussing negotiated contracts for prospective gifts or donations.
551.074	Discussing personnel or to hear complaints against personnel.
551.075	To confer with employees of the school district to receive information or to ask questions.
551.076	Considering the deployment, specific occasions, for or implementation of security personnel or devices.
551.082	Considering discipline of a public school child, or complaint or charge against personnel.
551.0821	Considering personally identifiable information about public school student.
551.083	Considering the standards, guidelines, terms, or

	conditions the board will follow, or will instruct its representatives to follow, in consultation with representatives of employees groups,
551.084	Excluding witnesses from a hearing.

Before any closed meeting is convened, the presiding officer will publicly identify the section or sections or the Act authorizing the closed meeting.

Should any final action, final decision, or final vote be required in the opinion of the School Board with regard to any matter considered in such closed or executive session, then the final action, final decision, or final vote shall be either:

(a) in the open meeting covered by the Notice upon the reconvening of the public meeting, or
(b) at a subsequent public meeting of the School Board upon notice thereof; as the School Board shall determine.

_____
Superintendent

Original copy of this agenda was posted on the bulletin board at the Little Elm ISD Administration Building 72 hours prior to the scheduled meeting.

_____
Sonia Badillo

Board Agenda Item

Little Elm Independent School District
300 Lobo Lane
Little Elm, Texas 75068

Board Mtg. Date **00-00-2015**	**Reports of the Superintendent** ☐	**Business Item** ☐	**Consent Agenda** ☐	**Reports, Routine Monthly** ☐	**Action** ☒

Subject:	**REGULAR BOARD MEETING MINUTES – 12-14-2015**
Presenter or Contact Person:	Sonia F. Badillo, Superintendent Secretary.
Policy/Code:	N/A
Summary:	Board Meeting Minutes for December 14, 2015.
Financial Implications:	There is no financial impact to the budget.
Attachments:	Meeting Minutes
Recommendation:	**The Administration recommends the approval of the Regular Board Meeting Minutes for December 14, 2015.**
Motion:	**I move that the Board approve the attached Regular Board Meeting Minutes for December 14, 2015.**

Minutes of Regular Meeting

The Board of Trustees
Little Elm ISD

A Regular Meeting of the Board of Trustees of Little Elm ISD was held Monday, December 14, 2015, beginning at 6:30 PM in the Zellars Center for Learning and Leadership.

PRESENT: Board President LeAnna Harding, Board Vice President Melissa Myers, Trustee Christopher Williams, Trustee David Montemayor, Trustee Jason Olson, Trustee Alex Flores and Superintendent Lowell Strike.

LATE: Board Secretary DeLeon English.

1. Call to Order Open Session in the Board Room at Zellars Center for Learning and Leadership on 300 Lobo Lane, Little Elm, Texas 75068. Board President LeAnna Harding called the meeting to order at 6:30 pm.
2. Pledge of Allegiance
   Students Arielle Silver, Ximena Romero and Alexa Paz from Hackberry Elementary led those present to the Pledges of the United States Flag and the Texas Flag.
3. Invocation
   Pastor Zack Miller with The Crossing Church offered the invocation.
4. Introduction and Roll Call
   Ms. Sonia F. Badillo took roll call.
5. Citizen input
   There was no citizen input.
6. Approval of Minutes
   A. Discuss and approve Regular Meeting Minutes - 11/09/2015
      Board Vice President Melissa Myers made the first motion to approve the Regular Meeting Minutes for 11/09/2015 as submitted. Trustee Jason Olson seconded the motion. The motion passed (7-0).
7. Superintendent Spotlight
   A. Students of the Month - Little Elm High School
      Principal Renee Pentecost presented to the Board the Little Elm Highs School students of the month. The students were Jacob Genuise and Joscelyn Ramirez.
   B. School Spotlight - Hackberry Elementary
      Principal Tom Swartz presented to the Board a video highlighting Hackberry Elementary teachers and students from the 4th grade Dual Program. Arielle Silver, Caden Silver and Meriam Jallo took the STAAR test in Spanish and passed it. This experience has never been done in the State of Texas. The Dual Program

teachers are Mr. Manuel Castillo and Ms. Kimberly Northcott. Dr. Ashley Glover recognized the importance of this and awarded them.
Mr. Manuel Castillo shared with the Board a video about the weather balloon project. Mr. Castillo spoke about the project and what it took to get it done. Students Ximena Romero, Jonah Tidwell, Alexabia Paz and Leslie Diaz gave their points of view about this project and the excitement they had working on this it. Ms. Pat Robbins presented the teachers involved on this project an award.

C. Triple E Award - Teacher Recognition
Dr. Lowell H. Strike presented the Triple E Award to Mr. Manuel Castillo. This award is the first one to be presented in Little Elm ISD. He thanked Mr. Castillo for his hard work and his dedication to LEISD students.

8. Reports of the Superintendent

A. Communications Year End Review
Pat Robbins and Cecelia Jones shared with the Board a video highlighting the most important changes this year and showed the direction the district is going.

B. Prestwick STEM Academy Enrollment and Lottery
Ms. Cyndy Mika gave the Board and update on Prestwick STEM Academy Enrollment and Lottery Information. The Administrative staff has frozen enrollment into PSA at grades K-3 except for Tribute HOA.

C. Class Size Report
Mr. Matthew Gutierrez presented to the Bard the Class Size Report. This report included the following:
LEISD Class Size Update
- LEISD Enrollment
- Brent Elementary Enrollment
- Chavez Elementary Enrollment
- Hackberry Elementary Enrollment
- Lakeview Elementary Enrollment
- Oak Point Elementary Enrollment
- Prestwick STEM Academy Enrollment
- Lakeside Middle School Enrollment
- Powell 6th Grade Center Enrollment
- Little Elm High School Enrollment
- Administrative Recommendations

D. 3rd Quarter 2015 Growth Report
Mr. Rod Reeves shared with the Board the 3rd Quarter 2015 Growth Report. The report included the following:
3rd Quarterly Report 2015-2016
- Economic Conditions – DFW WSA
- DFW Corporate Relocations
- Frisco/Denton County East Housing Market
- DFW New Home Ranking Report
- New Housing Activity
- Annual Closing Distribution 3Q15

- Vacant Developed Lots 3Q15
- Future Lots 3Q15
- Overall Housing Data
- Active Housing
- Active Development
- Future Housing Activity
- Ten Year Forecast by Secondary School
- Ten Year Forecast by Elementary School
- Summary

9. The Board recessed into Closed Meeting at 7:36 pm in the Professional Development Room as permitted by the Texas Open Meetings Act Code Subchapter 551.074 and 551.072. The Board and Superintendent discussed:

   A. Personnel - 551.074

   B. Land - 551.072
   The Board reconvened at 8:23 pm.

10. Action Items

   A. Discuss and approve Annual Financial Report for Year Ended August 31, 2015
   This item was moved up to before closed meeting for discussion and approval.
   Mr. Jerry Eastup briefed the Board on his report and answered questions.
   Trustee Jason Olson made the first motion to approve the Annual Financial Report for Year Ended August 31, 2015 as submitted. Trustee David Montemayor seconded the motion. The motion passed (7-0).

   B. Discuss and approve Additional FTEs
   Mr. Matthew Gutierrez presented to the Board the Additional FTEs. Lakeside Middle School is in need of an additional paraprofessional FTE for the Social Adjustment Classroom. Powell 6th Grace Center and Lakeside have a need for a teacher FTE for ELL.
   Trustee Alejandro Flores made the first motion to approve the Additional FTEs as submitted. Board Secretary DeLeon English seconded the motion. The motion passed (7-0).

   C. Discuss and approve EIF (Local)
   Ms. Cyndy Mika shared wit the Board EIF (Local). On November 11, 2013, the Board approved to continue requiring a ½ credit of Health for graduation. There is not record that this was updated to reflect this although it has been explicitly part of the LEHS Course Guide. The Administration recommends the removal of ½ credit of Health as a graduation requirement.
   Board Secretary DeLeon English made the first motion to discuss this item.
   Trustee Christopher Williams seconded the motion.
   After Board discussion, the Board decided to table this item.

   D. Discuss and approve Prestwick STEM Academy Enrollment Resolution
   Ms. Cyndy Mika presented to the Board a Prestwick STEM Academy Enrollment Resolution. This resolution is for students currently attending PSA who do not reside in the Tribute HOA to be able to continue at PSA regardless of any future rezoning.

Trustee Alejandro Flores made the first motion to approve Prestwick STEM Academy Enrollment Resolution as submitted. Board Secretary DeLeon English seconded the motion. The motion passed (7-0).

E. Discuss and approve Solution Tree Contract for 2016-2027
Ms. Cyndy Mika shared with the Board the Solution Tree Contract for 2016-2017. Please note that this is for 2016-2017. This will provide a Professional Learning Communities Conference next year on October 13-14 for all of our faculty and administrative staff at the campuses as part of our Professional Learning Communities.
Trustee David Montemayor made the first motion to approve the Solution Tree Contract for 2016-2017 as submitted. Board Secretary DeLeon English seconded the motion. The motion passed (7-0).

F. Discuss and approve the Financial Report
Mr. Grant Anderson shared with the board the Financial Report. The report included the following:
LEISD Financial Report
- Notes to financials
- 2015-2016 General Fund – Budget
- General Fund – Realized as October 2015
- General Fund – Cash Flow
- Capital Projects Thru 12/04/15

Trustee Jason Olson made the first motion to approve the Financial Report as submitted. Trustee David Montemayor seconded the motion. The motion passed (7-0).

G. Discuss and approve Resolution Concerning Appointment of the Texas Commissioner of Education
Board President LeAnna Harding made the announcement about this item. A motion is no longer needed for this item.

H. Discuss and approve the Candidate to Board of Directors of Denton Central Appraisal District
Ms. LeAnna Harding presented the Candidate to Board of Directors of Denton Central Appraisal District. The LEISD Board of Trustees casted its votes for David Terre.
Trustee David Montemayor made the first motion to the Candidate to Board of Directors of Denton Central Appraisal District as submitted. Board Vice President Melissa Myers seconded the motion. The motion passed (7-0).

I. Discuss and approve Recommendation for Construction of an Operational Services Facility
Mr. Rod Reeves briefed the Board the Recommendation for Construction of an Operational Services Facility. Some of the key points are:
Operational Services Facility
- Where did we start?
- Construction cost
- Athletic Complex Site – Tilt Wall: $3-4 Million
- Athletic Complex Site – Metal Building: $3-4 Million

- From One Site to Another
- Eldorado (Garza Site): $6-7 Million
- How will the project be funded?
- Recommendations

Trustee Jason Olson made the first motion to approve the Recommendation for Construction of an Operational Services Facility as submitted. Trustee DeLeon English seconded the motion. The motion passed (7-0).

J. Discuss and approve Selection of Construction Manager at Risk for a New Operational Services Facility

Mr. Rod Reeves briefed the Board about the Selection of Construction Manager at Risk for a New Operational Services Facility.

Board Vice President Melissa Myers made the first motion to approve the Selection of Construction Manager at Risk for a New Operational Services Facility as submitted. Trustee Jason Olson seconded the motion. The motion passed (6-0-1). Trustee Alejandro Flores abstained from voting because of a conflict of interest.

K. Discuss and approve Expansion of Grounds Maintenance Contract

Mr. Rod Reeves presented to the Board the Expansion of Grounds Maintenance Contract. This included the following:

Expansion of Grounds Maintenance Contract

- Peer District Analysis: Function 51 Plant Maintenance & Operations
- RFP – Request for Proposal
- Personnel Distribution (Grounds)
- Notes

Trustee David Montemayor made the first motion to approve the Expansion of Grounds Maintenance Contract as submitted. Trustee Jason Olson seconded the motion. The motion passed (7-0).

L. Discuss and approve Resolution to Sell Property not Necessary for School District Operations of Purposes and Notification to Open-Enrollment Charter Schools

Board President LeAnna Harding asked for a motion to approve the Resolution to Sell Property not Necessary for School District Operations of Purposes and Notification to Open-Enrollment Charter Schools. The Resolution reads as follows:

WHEREAS, the Little Elm Independent School District (the "District") owns 10.305 acres, more or less, of real property located in the Lakeshore Drive Addition, Town of Little Elm, County of Denton, Texas (the "Property") consisting of: (1) the Delilah C. King Early Learning Academy at 101 Main Street, Little Elm, TX, 75068 (Lot 2, Block A, approximately 4.915 acres); (2) the Maintenance Office at 500 Lakeshore Drive, Little Elm, TX, 75068 (Lot 3, Block A, approximately 0.330 acres); and (3) the Bus Barn at 411 Lakeshore Drive, Little Elm, TX, 75068 (Lot 1, Block B, approximately 5.060 acres); and

WHEREAS, the Little Elm Independent School District Board of Trustees is of the opinion that, with the exception of the Bus Barn property as discussed below, the Property is not necessary for school district operations or purposes; and

WHEREAS, pursuant to Texas Education Code Section 11.1542 and Board Policy

CDB (Legal), the Board of Trustees must give each open-enrollment charter school located wholly or partly within the boundaries of the District the opportunity to make an offer to purchase the facilities in response to any terms established by the Board of Trustees before offering the facilities for sale to any other specific entity.

NOW, THEREFORE, BE IT RESOLVED by the Board of Trustees of the Little Elm Independent School District that, with the exception of the temporary use of the Bus Barn property as discussed below, the Property is declared to be surplus property and not necessary for school district operations or purposes.

BE IT FURTHER RESOLVED that the District shall provide notice to each open-enrollment charter school located wholly or partly within the boundaries of the School District of the opportunity to make an offer to purchase the facilities upon terms acceptable to the District and provided that the charter school lease the Bus Barn property back to the District until the District moves to a new bus barn location (estimated to take approximately eighteen months).

BE IT FURTHER RESOLVED that the President, Vice President, and Secretary of the Board of Trustees, as well as the Superintendent of Schools and Executive Director of Operations for the School District are each authorized individually to sign on behalf of the School District a notice to open-enrollment charter school(s).

BE IT FURTHER RESOLVED that the School District Administration is authorized to take any and all appropriate action to accomplish and effectuate the purposes of this resolution.

PASSED, APPROVED AND ADOPTED BY THE BOARD OF TRUSTEES OF THE LITTLE ELM INDEPENDENT SCHOOL DISTRICT, DENTON COUNTY, TEXAS, on the 14th day of December, 2015.

Trustee Christopher Williams made the first motion to approve the resolution as read. Board Vice President Melissa Myers seconded the motion. The motion passed (6-0-1). Trustee Jason Olson abstained from voting due to a conflict of interest.

11. Consent Agenda

A. Discuss and approve Gifts and Donations

Mr. Grant Anderson shared the Board the Gifts and Donations.

Trustee Christopher Williams made the first motion to approve the Gifts and Donations as submitted. Board Secretary DeLeon English seconded the motion. The motion passed (7-0).

12. Board President Comments

Presenter: LeAnna Harding

A. TASB Continuing Education Credit Report

Board President LeAnna Harding briefed the Board and those present about TASB Continuing Education Credit Report.

Trustee Alejandro Flores met the required hours.

Trustee Jason Olson did not meet the required hours due to being elected in May and Team of 8 training being moved.

Board Secretary DeLeon English met the required hours.

Board President LeAnna Harding met the required hours.

Board Vice President Melissa Myers met the required hours.
Trustee David Montemayor did not meet the required hours due to his recently appointment and Team of 8 training being moved.
Trustee Christopher Williams did not meet the due to emergency circumstances and team of 8 training being moved.
Board President Harding also mentioned to the Board Update Texas Education Code. Ms. Harding asked them to send the certificate to Ms. Sonia F. Badillo when completed.

13. Board Comments
Trustee Alejandro Flores wished everyone a Merry Christmas and Happy Holidays. Mr. Flores also reminded those present about the Angel Tree on Wednesday at 4:30 pm.
Trustee Jason Olson wished everyone Happy Holidays and reminded those present about the Christmas Concert on Thursday at Little Elm HS.
Board Secretary DeLeon English wished everyone a Merry Christmas. Mr. English is looking forward for next year.
Board Vice President Melissa Myers mentioned that she will be forwarding a document and on behalf of the Finance and Facilities Committee and would like input. Ms. Myers will also be at Brent judging decorative classroom doors.
Trustee David Montemayor shared with those present how impressed he is with Dr. Strike and administration. Mr. Montemayor mentioned that it is an honor to serve. Feliz Navidad y Prospero Año Nuevo.
Trustee Christopher Williams would like to see a report on capacity at Little Elm High School and only one SRO. He also mentioned the fact that his has been a great year and that the hiring of Dr. Strike was the best decision.
Board President LeAnna Break asked everyone to enjoy their time while one break.

14. Superintendent Comments
Dr. Lowell H. Strike made the following comments:
    - Ashley Glover received her doctorate
    - Friday 1/2 day
    - Great time at Prestwick handing out ice cream
    - Mr. Ross Roberts working with Chief Harrison concerning SRO
    - Merry Christmas

15. Adjournment
Trustee Christopher Williams made the first motion to adjourn the meeting. Board Secretary DeLeon English seconded the motion. The motion passed (7-0).
The meeting adjourned at 10:25 pm.

Board Agenda Item

Little Elm Independent School District
300 Lobo Lane
Little Elm, Texas 75068

Board Mtg. Date **1-19-2015**	**Reports of the Superintendent** ☒	**Business Item** ☐	**Consent Agenda** ☐	**Reports, Routine Monthly** ☐	**Other** ☐

Subject: HB 4 High Quality Pre-Kindergarten

Presenter or Contact Person: Ashley Glover, Director of Federal Programs and Student Support

Policy/Code: HB 4

Summary:

School districts and charters that **voluntarily** meet the new standards listed in HB 4 will be eligible to receive funding for the 2016-2017 school year.

This high-quality grant program will allow districts and charters to receive funding for qualifying prekindergarten students in addition to the half-day Foundation School Program (FSP) funding that is already received for each eligible prekindergarten student.

Financial Implications:

There is currently no financial impact to the budget, if the program is implemented approximately $1.3M

Attachments: HB 4 High Quality Pre-Kindergarten presentation

Recommendation: **Item is for informational purposes only. No recommendation is necessary.**

Motion:

House Bill 4

High-Quality Prekindergarten Grant Program

LEISD Board of Trustees Presentation
January 2016

House Bill 4

High Quality PK Grant Program

WHY?

- Higher achievement test scores
- Lower rates of grade repetition
- Lower rates of long term identification and need for special education services
- Higher rates of graduation/completion from high school
- Reduced delinquency and crime in childhood
- Reduced delinquency and crime in adulthood
- The strongest evidence suggests that economically disadvantaged children reap long-term benefits from preschool
- Children from all other socioeconomic backgrounds have been found to benefit as well

High Quality PK

Research

http://www.centerforpubliceducation.org/Main-Menu/Pre-kindergarten/Pre-Kindergarten

http://nieer.org/resources/research/PreschoolLastingEffects.pdf

http://www.nea.org/home/18226.htm

HB 4: The Gist

School districts and charters that **voluntarily** meet the new standards listed in HB 4 will be eligible to receive funding for the 2016-2017 school year.

This high-quality grant program will allow districts and charters to receive funding for qualifying prekindergarten students in addition to the half-day Foundation School Program (FSP) funding that is already received for each eligible prekindergarten student.

How Does this Affect LEISD?

In addition to the half-day Foundation School Program; this will expand PK programming to full day. Expect **MANDATORY** in the future; not if - when

HB 4 The Gist

The Commissioner of Education must establish the amount of grant funding a district or charter receives for each qualifying student, not to exceed $1,500 per year, in attendance for the entire instructional period on a school day. The per-student funding amount will depend on the number of eligible grant applicants. A school district or charter that receives grant funding may only use the funding to improve the quality of the school district's prekindergarten program.

How Does this Affect LEISD?

Basically, LEISD will have to duplicate prekindergarten programming with space, staff, and materials.

HB 4 The Gist

How Does this Affect LEISD?

Currently LEISD has:

- 193 PK students enrolled and attending
- additionally we have 40 EE (Early Education) students ages 3 and 4 these classrooms
- 233 Total

Historical data is consistent with full day PK programming representing 6% of total enrollment; half day PK programming representing 3% of total enrollment

HB 4 Planning

If the board elects implementation for the 2016-2017 School Year, the program will require:

20 Teachers, 20 Paraprofessionals, and 20 Classrooms

Currently we have 7 Teachers, 7 Paraprofessionals, and 8 Classrooms

How Does this Affect LEISD?

Additional Teacher Cost: $780,000

Additional Paraprofessional Cost: $325,000

Additional Classroom Materials Cost: $160,000

Total Expenditures: $1,265,000

HB 4 Planning

Voluntary Implementation for the 2016-2017 School Year will require:

Cost Off-Set Considerations

ADA for half-day PK student = $2,716 (current per PK student); approximately $632,828

HB4 currently does not allow for full-day ADA for PK student

Basic estimate of cost to district with half-day ADA: $632,172

Thoughts on cost

Based on the High/Scope Study; a $1 investment in high quality prekindergarten programming saves $7 later in additional intervention services

Currently the district receives revenue from the state on a half- day average daily attendance formula for 3% of our total enrollment

With full day PK programming, the district anticipates growth of program to historical rate of 6% of our total enrollment

Half day allotment per student is approximately $2700; $629,000

Board Agenda Item

Little Elm Independent School District
300 Lobo Lane
Little Elm, Texas 75068

Board Mtg. Date **1-19-2015**	**Reports of the Superintendent** ☐	**Business Item** ☒	**Consent Agenda** ☐	**Reports, Routine Monthly** ☐	**Other** ☐

Subject:	New Courses for 2016-2017
Presenter or Contact Person:	Matthew Gutierrez, Deputy Superintendent
Policy/Code:	EG (Local)
Summary:	New Courses have been added to the middle- and high- school course catalogs for inclusion in the 2016-2017 school year.
Financial Implications:	There is no financial impact to the budget.
Attachments:	New Courses for 2016-2017
Recommendation:	**The Administration recommends the approval of the new courses to be offered in 2016-2017 as submitted.**
Motion:	**I move the Board approve the new courses to be offered in 2016-2017 as submitted.**

Little Elm ISD New Course Offerings for 2016-2017

New Courses 2016	Comments

PSA	**PEIMS ID**
Science 6 Advanced	03060600
Career Explorations	12700300
Spanish I	03440100
Pre-Athletics PE - 6th	02850000

LEHS	**PEIMS ID**
Latin I	03430100
Latin II	03430200
Latin III	03430300
Latin IV	03430400
Chinese I	03490100
Chinese II	03490200
Chinese III	03490300
Chinese IV	03490400
American Sign Language I	03980100
American Sign Language II	03980200
American Sign Language III	03980300
American Sign Language IV	03980400
Principles of Hospitality & Tourism	13022200
Scientific Research and Design	13037200
AP Environmental Science	03020000
Psychology	03350100
Sociology	03370100
Hospitality Services	13022800
College Prep English	CP110100
College Prep Math	CP111200
Project Based Government	03330100
Project Based Economics	03310300
AP Human Geography	A3360100
Piano I	03154200
Piano II	03154300

Little Elm ISD New Course Offerings for 2016-2017

Piano III	03154400	
Piano IV	03154500	

LMS	**PEIMS ID**	
Spanish 2	03440200	7th grade dual language
Beginning Digital Photography (Elective)	83800XXX	7th and 8th grade
Advanced Digital Photography (Elective)	83800XXX	7th and 8th grade
Pre Athletics PE 6th (Powell)	02850000	
Videography (Elective)	83800XXX	8th grade

Board Agenda Item

Little Elm Independent School District
300 Lobo Lane
Little Elm, Texas 75068

Board Mtg. Date **1-19-2016**	**Reports of the Superintendent** ☐	**Business Item** ☒	**Consent Agenda** ☐	**Reports, Routine Monthly** ☐	**Other** ☐

Subject:	EIC (LOCAL)
Presenter or Contact Person:	Matthew Gutierrez, Deputy Superintendent
Policy/Code:	EIC (Local)
Summary:	Revisions are being requested beginning with 2016-2017 that would give the same weight to AP and Dual Credit classes for GPA. We currently have students taking dual credit classes through Project Lead the Way Engineering courses, NCTC, and University of Texas. Next year we will add classes from TWU.
Financial Implications:	There is no financial impact to the budget.
Attachments:	EIC (Local) Draft Revisions
Recommendation:	**The Administration recommends the Board approve EIC (Local) as submitted.**
Motion:	**I move the Board approve EIC (Local) as submitted.**

BEGINNING WITH GRADE 9 IN THE 2010–11 SCHOOL YEAR

Application of the following class rank provisions began with students who entered grade 9 in the 2010–11 school year.

CLASS RANK AND GRADE POINTS

Class rank shall be based on a weighted grade point average (GPA) using semester grades earned in grades 9–12 and in any high school course taken before grade 9 for which a student earned state graduation credit. These semester grades shall be converted to grade points according to the District's weighted grade point scale described in this policy. The final GPA for the purpose of determining the top ten percent of the graduating class shall be assessed at the mid-point of the final grading period.

All grades on a student's transcript, including failing grades and grades for courses that were repeated in order to regain credit for a failed course, shall be included in determining a student's weighted GPA and rank in class, except grades earned in those courses listed below.

EXCLUSIONS

Grades earned in the following courses shall be excluded from this calculation:

1. Traditional correspondence courses.
2. Summer school courses.
3. Credit by examination for acceleration or with prior instruction.
4. College-level courses that are not for dual credit.
5. Local credit courses.
6. Physical education dual credit courses.
7. Courses taken by computer and other web-based courses, unless offered through the District.
8. Distance learning courses not offered through the District.

VALEDICTORIAN AND SALUTATORIAN

The valedictorian and salutatorian shall be the eligible students with the highest and second highest ranking.

ELIGIBILITY

In addition, to qualify for valedictorian or salutatorian honors, a student shall:

1. Complete either the Recommended Program or the Advanced/Distinguished Achievement Program; and
2. Have been continuously enrolled in the District high school for the four complete semesters preceding graduation.

A student's eligibility to give the valedictory or salutatory address shall be determined by the principal and may include consideration of the student's discipline record.

TIES

For the purpose of determining valedictorian honors, a student's weighted GPA shall be calculated to three decimal places. In case of a tie in weighted GPAs, the following methods shall be used to determine class rank:

1. The student with the most Advanced Placement (AP) courses shall be considered valedictorian.
2. If a tie still remains, the student with the highest numerical grade average of AP courses taken shall be considered valedictorian.
3. If a tie still remains, a comparison of the students' highest SAT scores shall be used if the students tying have all taken the SAT test. The student with the highest score shall be considered valedictorian.
4. If a tie still remains, a comparison of the students' highest ACT scores shall be used if the students tying have all taken the ACT test. The student with the highest score shall be considered valedictorian.
5. If a tie still remains, co-valedictorians shall be named.

There shall be no tie-breaker used to determine salutatorian honors. In the event of a tie for salutatorian, all tying students shall be named as salutatorian.

HONOR GRADUATES

TOP TEN PERCENT

All students whose weighted GPAs comprise the top ten percent of the graduation class and qualify for automatic admission under Education Code 51.803 shall be recognized as honor graduates. Eligibility standards required for valedictorian, salutatorian, and other local honor graduates shall not apply to the procedure for determining top ten percent. The GPA shall be reported on the student's academic achievement record as required by TEA and made available in accordance with the application deadline for the college or university when requested by the student. [See EIC(LEGAL)]

EARLY GRADUATES

To be eligible to graduate in fewer than four years, a student shall complete all coursework and exit-level testing required by TEA, and any additional credits required by the District, for the ninth grade class in which he or she began high school. [See EIF(LOCAL)]

A student wishing to graduate in fewer than four years shall submit to the school counselor's office a written notice of intent to graduate early. Written parental approval shall be submitted with the notice. The student shall receive counseling regarding requirements and schedules. The principal shall sign the notice of intent to graduate early.

A student's class rank shall be determined with the graduating class of the school year in which the student completes all requirements for a diploma, regardless of the number of years the student is enrolled in high school.

A student who completes the high school program requirements in fewer than four years shall not be eligible for recognition as valedictorian, salutatorian, or District honor graduate but shall be eligible for top ten percent recognition.

GRADE POINT SCALE FOR GPA CALCULATIONS

The following conversion chart shall be used to calculate weighted GPAs:

Numeric Grade	AP	Dual Credit	Pre-AP	Regular
100	6.00	5.75	5.50	5.00
99	5.90	5.65	5.40	4.90
98	5.80	5.55	5.30	4.80
97	5.70	5.45	5.20	4.70
96	5.60	5.35	5.10	4.60
95	5.50	5.25	5.00	4.50
94	5.40	5.15	4.90	4.40
93	5.30	5.05	4.80	4.30
92	5.20	4.95	4.70	4.20
91	5.10	4.85	4.60	4.10
90	5.00	4.75	4.50	4.00
89	4.90	4.65	4.40	3.90
88	4.80	4.55	4.30	3.80
87	4.70	4.45	4.20	3.70
86	4.60	4.35	4.10	3.60
85	4.50	4.25	4.00	3.50
84	4.40	4.15	3.90	3.40

Numeric Grade	AP	Dual Credit	Pre-AP	Regular
83	4.30	4.05	3.80	3.30
82	4.20	3.95	3.70	3.20
81	4.10	3.85	3.60	3.10
80	4.00	3.75	3.50	3.00
79	3.90	3.65	3.40	2.90
78	3.80	3.55	3.30	2.80
77	3.70	3.45	3.20	2.70
76	3.60	3.35	3.10	2.60
75	3.50	3.25	3.00	2.50
74	3.40	3.15	2.90	2.40
73	3.30	3.05	2.80	2.30
72	3.20	2.95	2.70	2.20
71	3.10	2.85	2.60	2.10
70	3.00	2.75	2.50	2.00
69				

WEIGHTED GRADES

Eligible courses shall be identified annually in the student handbook.

AP COURSES

In order to receive weighted grade points for enrollment in an AP course, a student must complete the AP examination corresponding to the AP course in which the student is enrolled.

A student who is enrolled in an AP course and does not complete the AP examination for the course shall not receive weighted grade points for the grade in that course.

DUAL CREDIT COURSES

Physical education dual credit courses shall not be considered weighted courses.

TRANSFER STUDENTS

A student who transfers into the District high school from another accredited institution shall be credited in conformity with the policies applied to District students. The grading system of the sending school shall be used if official documentation is provided by the sending district. A student who transfers into the District high school with courses from an accredited institution and with designated AP, honors, gifted/talented, Pre-AP, or dual credit courses

shall receive similar weighted credits counted toward the GPA in accordance with the District's weighted grade point scale and class rank policy. Credits earned in non-accredited schools shall not be used in calculation of GPA.

Transferred letter grades shall be awarded grade points as indicated on the District grade point scale. If the sending institution uses letter grades and awards credits for a grade of "D" and no documentation is provided, the conversion shall be as follows:

A+	=	98	C+	=	78	F	=	69
A	=	95	C	=	77			
A–	=	93	C–	=	76			
B+	=	88	D+	=	73			
B	=	85	D	=	72			
B–	=	83	D–	=	71			

COMPETENCY EXAMS

A student who enters a District school from a homeschool or from a school not accredited by TEA or who enters the District through a foreign exchange program must pass competency examinations in a subject area to receive credit for the subject. Grades earned on competency examinations shall be included in GPA calculations but shall not be weighted. [See TRANSFER CREDIT at FD(LOCAL)]

BEGINNING WITH GRADE 9 IN THE 2012–13 SCHOOL YEAR

Application of the following class rank provisions began with students who entered grade 9 in the 2012–13 school year.

CLASS RANK AND GRADE POINTS

Class rank shall be based on a weighted GPA using semester grades earned in grades 9–12 and in any high school course taken before grade 9 for which a student earned state graduation credit. These semester grades shall be converted to grade points according to the District's weighted grade point scale described in this policy. The final GPA for the purpose of determining the top ten percent of the graduating class shall be assessed at the mid-point of the final grading period.

All grades on a student's transcript, including failing grades and grades for courses that were repeated in order to regain credit for a failed course, shall be included in determining a student's weighted GPA and rank in class, except grades earned in those courses listed below.

EXCLUSIONS

Grades earned in the following courses shall be excluded from this calculation:

1. Traditional correspondence courses.
2. Summer school courses.
3. Credit by examination for acceleration or with prior instruction.
4. College-level courses that are not for dual credit.
5. Local credit courses.
6. Physical education dual credit courses.
7. Courses taken by computer and other web-based courses, unless offered through the District.
8. Distance learning courses not offered through the District.

VALEDICTORIAN AND SALUTATORIAN

The valedictorian and salutatorian shall be the eligible students with the highest and second highest ranking.

ELIGIBILITY

In addition, to qualify for valedictorian or salutatorian honors, a student shall:

1. Complete either the Recommended Program or the Advanced/Distinguished Achievement Program; and
2. Have been continuously enrolled in the District high school for the four complete semesters preceding graduation.

A student's eligibility to give the valedictory or salutatory address shall be determined by the principal and may include consideration of the student's discipline record.

TIES

For the purpose of determining valedictorian honors, a student's weighted GPA shall be calculated to three decimal places. In case of a tie in weighted GPAs, the following methods shall be used to determine class rank:

1. The student with the most AP courses shall be considered valedictorian.
2. If a tie still remains, the student with the highest numerical grade average of AP courses taken shall be considered valedictorian.
3. If a tie still remains, a comparison of the students' highest SAT scores shall be used if the students tying have all taken the SAT test. The student with the highest score shall be considered valedictorian.
4. If a tie still remains, a comparison of the students' highest ACT scores shall be used if the students tying have all taken

the ACT test. The student with the highest score shall be considered valedictorian.

5. If a tie still remains, co-valedictorians shall be named.

A tie-breaker shall not be used to determine salutatorian honors. In the event of a tie for salutatorian, all tying students shall be named as salutatorian.

HONOR GRADUATES

TOP TEN PERCENT

All students whose weighted GPAs comprise the top ten percent of the graduating class and qualify for automatic admission under Education Code 51.803 shall be recognized as honor graduates. Eligibility standards required for valedictorian, salutatorian, and other local honor graduates shall not apply to the procedure for determining top ten percent. The GPA shall be reported on the student's academic achievement record as required by TEA and made available in accordance with the application deadline for the college or university when requested by the student. [See EIC(LEGAL)]

EARLY GRADUATES

To be eligible to graduate in fewer than four years, a student shall complete all coursework and exit-level testing required by TEA, and any additional credits required by the District, for the ninth grade class in which he or she began high school. [See EIF(LOCAL)]

A student wishing to graduate in fewer than four years shall submit to the school counselor's office a written notice of intent to graduate early. Written parental approval shall be submitted with the notice. The student shall receive counseling regarding requirements and schedules. The principal shall sign the notice of intent to graduate early.

A student's class rank shall be determined with the graduating class of the school year in which the student completes all requirements for a diploma, regardless of the number of years the student is enrolled in high school.

A student who completes the high school program requirements in fewer than four years shall not be eligible for recognition as valedictorian, salutatorian, or District honor graduate but shall be eligible for top ten percent recognition.

GRADE POINT SCALE FOR GPA CALCULATIONS

The following conversion chart shall be used to calculate weighted GPAs:

Numeric Grade	AP	Dual Credit	Pre-AP	Regular
100	6.00	5.75	5.50	5.00
99	5.90	5.65	5.40	4.90

Numeric Grade	AP	Dual Credit	Pre-AP	Regular
98	5.80	5.55	5.30	4.80
97	5.70	5.45	5.20	4.70
96	5.60	5.35	5.10	4.60
95	5.50	5.25	5.00	4.50
94	5.40	5.15	4.90	4.40
93	5.30	5.05	4.80	4.30
92	5.20	4.95	4.70	4.20
91	5.10	4.85	4.60	4.10
90	5.00	4.75	4.50	4.00
89	4.90	4.65	4.40	3.90
88	4.80	4.55	4.30	3.80
87	4.70	4.45	4.20	3.70
86	4.60	4.35	4.10	3.60
85	4.50	4.25	4.00	3.50
84	4.40	4.15	3.90	3.40
83	4.30	4.05	3.80	3.30
82	4.20	3.95	3.70	3.20
81	4.10	3.85	3.60	3.10
80	4.00	3.75	3.50	3.00
79	3.90	3.65	3.40	2.90
78	3.80	3.55	3.30	2.80
77	3.70	3.45	3.20	2.70
76	3.60	3.35	3.10	2.60
75	3.50	3.25	3.00	2.50
74	3.40	3.15	2.90	2.40
73	3.30	3.05	2.80	2.30
72	3.20	2.95	2.70	2.20

Numeric Grade	AP	Dual Credit	Pre-AP	Regular
71	3.10	2.85	2.60	2.10
70	3.00	2.75	2.50	2.00
69				

WEIGHTED GRADES

Eligible courses shall be identified annually in the student handbook.

DUAL CREDIT COURSES

Physical education dual credit courses shall not be considered weighted courses.

TRANSFER STUDENTS

A student who transfers into the District high school from another accredited institution shall be credited in conformity with the policies applied to District students. The grading system of the sending school shall be used if official documentation is provided by the sending district. A student who transfers into the District high school with courses from an accredited institution and with designated AP, honors, gifted/talented, Pre-AP, or dual credit courses shall receive similar weighted credits counted toward the GPA in accordance with the District's weighted grade point scale and class rank policy. Credits earned in non-accredited schools shall not be used in calculation of GPA.

Transferred letter grades shall be awarded grade points as indicated on the District grade point scale. If the sending institution uses letter grades and awards credits for a grade of "D" and no documentation is provided, the conversion shall be as follows:

A+	=	98	C+	=	78	F	=	69
A	=	95	C	=	77			
A–	=	93	C–	=	76			
B+	=	88	D+	=	73			
B	=	85	D	=	72			
B–	=	83	D–	=	71			

COMPETENCY EXAMS

A student who enters a District school from a homeschool or from a school not accredited by TEA or who enters the District through a foreign exchange program must pass competency examinations in a subject area to receive credit for the subject. Grades earned on competency examinations shall be included in GPA calculations but shall not be weighted. [See TRANSFER CREDIT at FD(LOCAL)]

BEGINNING WITH GRADE 9 IN THE 2016-2017 SCHOOL YEAR

Application of the following class rank provisions began with students who entered grade 9 in the 2012–13 school year.

CLASS RANK AND GRADE POINTS

Class rank shall be based on a weighted GPA using semester grades earned in grades 9–12 and in any high school course taken before grade 9 for which a student earned state graduation credit. These semester grades shall be converted to grade points according to the District's weighted grade point scale described in this policy. The final GPA for the purpose of determining the top ten percent of the graduating class shall be assessed at the mid-point of the final grading period.

All grades on a student's transcript, including failing grades and grades for courses that were repeated in order to regain credit for a failed course, shall be included in determining a student's weighted GPA and rank in class, except grades earned in those courses listed below.

EXCLUSIONS

Grades earned in the following courses shall be excluded from this calculation:

1. Traditional correspondence courses.
2. Summer school courses.
3. Credit by examination for acceleration or with prior instruction.
4. College-level courses that are not for dual credit.
5. Local credit courses.
6. Physical education dual credit courses.
7. Courses taken by computer and other web-based courses, unless offered through the District.
8. Distance learning courses not offered through the District.

VALEDICTORIAN AND SALUTATORIAN

The valedictorian and salutatorian shall be the eligible students with the highest and second highest ranking.

ELIGIBILITY

In addition, to qualify for valedictorian or salutatorian honors, a student shall:

1. Complete either the Recommended Program or the Advanced/Distinguished Achievement Program; and
2. Have been continuously enrolled in the District high school for the four complete semesters preceding graduation.

A student's eligibility to give the valedictory or salutatory address shall be determined by the principal and may include consideration of the student's discipline record.

TIES

For the purpose of determining valedictorian honors, a student's weighted GPA shall be calculated to three decimal places. In case of a tie in weighted GPAs, the following methods shall be used to determine class rank:

1. The student with the most AP courses shall be considered valedictorian.
2. If a tie still remains, the student with the highest numerical grade average of AP courses taken shall be considered valedictorian.
3. If a tie still remains, a comparison of the students' highest SAT scores shall be used if the students tying have all taken the SAT test. The student with the highest score shall be considered valedictorian.
4. If a tie still remains, a comparison of the students' highest ACT scores shall be used if the students tying have all taken the ACT test. The student with the highest score shall be considered valedictorian.
5. If a tie still remains, co-valedictorians shall be named.

A tie-breaker shall not be used to determine salutatorian honors. In the event of a tie for salutatorian, all tying students shall be named as salutatorian.

HONOR GRADUATES

TOP TEN PERCENT

All students whose weighted GPAs comprise the top ten percent of the graduating class and qualify for automatic admission under Education Code 51.803 shall be recognized as honor graduates. Eligibility standards required for valedictorian, salutatorian, and other local honor graduates shall not apply to the procedure for determining top ten percent. The GPA shall be reported on the student's academic achievement record as required by TEA and made available in accordance with the application deadline for the college or university when requested by the student. [See EIC(LEGAL)]

EARLY GRADUATES

To be eligible to graduate in fewer than four years, a student shall complete all coursework and exit-level testing required by TEA, and any additional credits required by the District, for the ninth grade class in which he or she began high school. [See EIF(LOCAL)]

A student wishing to graduate in fewer than four years shall submit to the school counselor's office a written notice of intent to gradu-

ate early. Written parental approval shall be submitted with the notice. The student shall receive counseling regarding requirements and schedules. The principal shall sign the notice of intent to graduate early.

A student's class rank shall be determined with the graduating class of the school year in which the student completes all requirements for a diploma, regardless of the number of years the student is enrolled in high school.

A student who completes the high school program requirements in fewer than four years shall not be eligible for recognition as valedictorian, salutatorian, or District honor graduate but shall be eligible for top ten percent recognition.

GRADE POINT SCALE FOR GPA CALCULATIONS

The following conversion chart shall be used to calculate weighted GPAs:

Numeric Grade	Advanced Classes	Pre-AP	Regular
100	6.00	5.50	5.00
99	5.90	5.40	4.90
98	5.80	5.30	4.80
97	5.70	5.20	4.70
96	5.60	5.10	4.60
95	5.50	5.00	4.50
94	5.40	4.90	4.40
93	5.30	4.80	4.30
92	5.20	4.70	4.20
91	5.10	4.60	4.10
90	5.00	4.50	4.00
89	4.90	4.40	3.90
88	4.80	4.30	3.80
87	4.70	4.20	3.70
86	4.60	4.10	3.60
85	4.50	4.00	3.50
84	4.40	3.90	3.40

Numeric Grade	Advanced Classes	Pre-AP	Regular
83	4.30	3.80	3.30
82	4.20	3.70	3.20
81	4.10	3.60	3.10
80	4.00	3.50	3.00
79	3.90	3.40	2.90
78	3.80	3.30	2.80
77	3.70	3.20	2.70
76	3.60	3.10	2.60
75	3.50	3.00	2.50
74	3.40	2.90	2.40
73	3.30	2.80	2.30
72	3.20	2.70	2.20
71	3.10	2.60	2.10
70	3.00	2.50	2.00
69			

WEIGHTED GRADES

Eligible courses shall be identified annually in the student handbook.

DUAL CREDIT COURSES

Physical education dual credit courses shall not be considered weighted courses.

TRANSFER STUDENTS

A student who transfers into the District high school from another accredited institution shall be credited in conformity with the policies applied to District students. The grading system of the sending school shall be used if official documentation is provided by the sending district. A student who transfers into the District high school with courses from an accredited institution and with designated AP, honors, gifted/talented, Pre-AP, or dual credit courses shall receive similar weighted credits counted toward the GPA in accordance with the District's weighted grade point scale and class rank policy. Credits earned in non-accredited schools shall not be used in calculation of GPA.

Transferred letter grades shall be awarded grade points as indicated on the District grade point scale. If the sending institution uses

letter grades and awards credits for a grade of “D” and no documentation is provided, the conversion shall be as follows:

A+	=	98	C+	=	78	F	=	69
A	=	95	C	=	77			
A–	=	93	C–	=	76			
B+	=	88	D+	=	73			
B	=	85	D	=	72			
B–	=	83	D–	=	71			

COMPETENCY EXAMS

A student who enters a District school from a homeschool or from a school not accredited by TEA or who enters the District through a foreign exchange program must pass competency examinations in a subject area to receive credit for the subject. Grades earned on competency examinations shall be included in GPA calculations but shall not be weighted. [See TRANSFER CREDIT at FD(LOCAL)]

Board Agenda Item

Little Elm Independent School District
300 Lobo Lane
Little Elm, Texas 75068

Board Mtg. Date **1-19-2016**	**Reports of the Superintendent** ☐	**Business Item** ☒	**Consent Agenda** ☐	**Reports, Routine Monthly** ☐	**Other** ☐

Subject: 2016-2017 School Calendar

Presenter or Contact Person: Matthew Gutierrez, Deputy Superintendent

Policy/Code: EB (Legal), EB (Local)

Summary: The 2016-2017 school calendar as proposed allows for 77,810 minutes of instruction for students and 187 days for teachers. Teachers will report for professional learning on August 8 for 9 days. Students begin school on August 22. The last day of school for students will be Friday, May 26. Teachers are scheduled for a work day on Saturday, May 27 which will be flexed in extra duty time during the week of May 22-26.

The bell schedule will include 455 minutes for a full day and 230 minutes for a half-day. The bell schedule at campuses will be adjusted.

Financial Implications: There will be a financial impact to the budget next year with the necessity to add bus routes to meet the demands of the new bell schedules at the campuses.

Attachments: 2016-2017 LEISD Calendar
HB 2610 and the School Calendar Presentation

Recommendation: **The Administration recommends the Board approve the 2016-2017 LEISD Calendar as submitted.**

Motion: **I move the Board approve the 2016-2017 LEISD Calendar as submitted.**

House Bill 2610 and the LEISD School Calendar

What is HB 2610

HB 2610

- Passed by 84th Legislation and amends TEC 25.081
- Changed the school attendance from 180 days of required instruction to 75,600 minutes of required instruction

Intent

To allow school district flexibility in scheduling and to add minutes as necessary to compensate for minutes of instruction lost due to school closures caused by disaster, flood, sever weather conditions, fuel curtailment, or another calamity.



The Reality

There are no commissioner rules to date.

If students go to school 420 minutes a day (7 hours) to reach 75,600 minutes students MUST be in attendance 180 days.

Currently, districts may apply for waivers for bad weather days, staff development days, half days, and a 4-hour day for evening academies for drop-out prevention.



The Reality

In LEISD...

At the elementary school students are in attendance 73,320 minutes + waivers for 2730 minutes = 76,050

IF waivers are granted next year we have an extra 450 minutes EXCEPT we might have late starts due to bad weather. In previous years, we had approximately 480 minutes of late starts due to snow and ice. So in reality we are now 30 minutes short IF WAIVERS are granted for staff development.

IF waivers ARE NOT granted for staff development, we are short 2280 minutes and can have NO late start days due to weather and ONLY use 2 bad weather days AND MUST add 6 days of school with our current 420 minutes a day.

The Reality

In LEISD...

At the middle school students are in attendance 71,542 minutes + waivers for 2730 minutes = 74,272 minutes (due to late start Fridays), short 1328 minutes.

✓ IF waivers are granted next year we we must add a minimum of 1328 minutes to the school year - at least 10 minutes per day with NO extra minutes for late starts due to weather.

🚫 IF waivers ARE NOT granted for staff development, we are short 4058 minutes and can have NO late start days due to weather and ONLY use 2 bad weather days. (so with 420 minutes a day currently - we must add 9 days to the school year)

The Reality

In LEISD...

At the high school school students are in attendance 78,805 minutes + waivers for 2730 minutes = 81,535 minutes

IF waivers are granted next year we have an excess of 5935 minutes, we can safely reserve 480 minutes for late starts due to weather and have 5455 extra minutes that we can utilize for teachers to have a PLC day once a month with a student holiday.

IF waivers ARE NOT granted for staff development, we have 6 extra days for teachers to have a PLC day during the school year.

Calendar Preparation

2016-2017

In December, we announced to the community our known dates for student and teacher holidays:

Start Date will be August 22

Staff Development dates / Student Fair days will be October 13 and 14 (not Columbus Day)

Thanksgiving Break will be November 21-25

Winter Break will be December 19 - December 30, Teachers will return to work on January 2, students will return to school on January 3

Spring Break will be March 13-17

Calendar Preparation

2016-2017

What we have planned for 2016-2017:

** Add 35 minutes to elementary and middle school bell schedules to bring into alignment with High School

** All students will attend 455 minutes for full days and 230 minutes on half days

** Incorporate 2 scheduled Bad Weather Days on the calendar per law

** Incorporate 2,210 extra minutes into the school calendar for additional school closings for inclement weather and other emergencies (one late start = 120 minutes, one missed day = 455 minutes). We will utilize our extra minutes before enforcing a scheduled "bad weather day"

** Teachers by contract must work 187 days, this did not change with HB 2610

Calendar Preparation

2016-2017

Staff and Community were presented with two calendar options. In both options students were in school 170 days.

Option A students start on August 24 and finished on June 1. Teachers start on August 15 and finish on June 2.

Option B students start on August 22 and finish on May 26. Teachers start on August 8 and finish on May 27.

Little Elm ISD Calendar OPTION A

JULY						
M	T	W	T	F	S	S
				1	2	3
4	5	6	7	8	9	10
11	12	13	14	15	16	17
18	19	20	21	22	23	24
25	26	27	28	29	30	31

AUGUST						
M	T	W	T	F	S	S
1	2	3	4	5	6	7
8	9	10	11	12	13	14
15	16	17	18	19	20	21
22	23	24	25	26	27	28
29	30	31				

SEPTEMBER						
M	T	W	T	F	S	S
			1	2	3	4
5	6	7	8	9	10	11
12	13	14	15	16	17	18
19	20	21	22	23	24	25
26	27	28	29	30		

OCTOBER						
M	T	W	T	F	S	S
					1	2
3	4	5	6	7	8	9
10	11	12	13	14	15	16
17	18	19	20	21	22	23
24	25	26	27	28	29	30
31						

NOVEMBER						
M	T	W	T	F	S	S
	1	2	3	4	5	6
7	8	9	10	11	12	13
14	15	16	17	18	19	20
21	22	23	24	25	26	27
28	29	30				

DECEMBER						
M	T	W	T	F	S	S
			1	2	3	4
5	6	7	8	9	10	11
12	13	14	15	16	17	18
19	20	21	22	23	24	25
26	27	28	29	30	31	

JANUARY						
M	T	W	T	F	S	S
						1
2	3	4	5	6	7	8
9	10	11	12	13	14	15
16	17	18	19	20	21	22
23	24	25	26	27	28	29
30	31					

FEBRUARY						
M	T	W	T	F	S	S
		1	2	3	4	5
6	7	8	9	10	11	12
13	14	15	16	17	18	19
20	21	22	23	24	25	26
27	28					

MARCH						
M	T	W	T	F	S	S
		1	2	3	4	5
6	7	8	9	10	11	12
13	14	15	16	17	18	19
20	21	22	23	24	25	26
27	28	29	30	31		

APRIL						
M	T	W	T	F	S	S
					1	2
3	4	5	6	7	8	9
10	11	12	13	14	15	16
17	18	19	20	21	22	23
24	25	26	27	28	29	30

MAY						
M	T	W	T	F	S	S
1	2	3	4	5	6	7
8	9	10	11	12	13	14
15	16	17	18	19	20	21
22	23	24	25	26	27	28
29	30	31				

JUNE						
M	T	W	T	F	S	S
			1	2	3	4
5	6	7	8	9	10	11
12	13	14	15	16	17	18
19	20	21	22	23	24	25
26	27	28	29	30		

August	
1-4	Teachers New to LEISD Induction
15-19	Staff Professional Learning Week
22	First Day of 1st Semester
September	
5	Labor Day Holiday
30	Staff Development PLC Planning Time / Student Holiday
October	
13-14	Staff Professional Learning Day/Student Holiday
November	
21-22	Staff Professional Learning Day/Student Holiday
23-25	Thanksgiving Holiday
December	
5-9	State Assessment EOC Retest
16	1st Semester Ends / Half Day Early Release
19-30	Winter Holiday
January	
2	Staff Work Day / Student Holiday
3	Staff Development PLC Planning Time / Student Holiday
4	1st Day of 2nd Semester
16	MLK Jr Holiday
February	
24	Staff Development PLC Planning Time / Student Holiday
March	
13-17	Spring Break
28-31	State Assessment: 4/7 Writing, 5/8 Reading/Math, EOC English I/II
April	
7	Staff Development PLC Planning Time / Student Holiday
14	Bad Weather Make-Up Day
17	Bad Weather Make-Up Day
May	
1-5	State Assessment: EOC Algebra, Biology, US History
8-12	State Assessment: 3-8 Reading/Math/Science/SS
29	Memorial Day Holiday
June	
1	2nd Semester Ends / Half Day Early Release / Last Day of School
2	Staff Work Day

- Student School Day
- Staff Development
- Holiday
- Weather Make- Up Day
- State Testing Day
- 1st Day of Semester 1 or 2
- Half Day
- New Teacher Induction
- Staff Proffessional Learning Flex Days, student holiday

	455	230	Total Minutes	
ES	170	2	77810	
MS/PSA	170	2	77810	
LEHS	170	2	77810	

Little Elm ISD Calendar OPTION B

JULY						
M	T	W	T	F	S	S
				1	2	3
4	5	6	7	8	9	10
11	12	13	14	15	16	17
18	19	20	21	22	23	24
25	26	27	28	29	30	31

AUGUST						
M	T	W	T	F	S	S
1	2	3	4	5	6	7
8	9	10	11	12	13	14
15	16	17	18	19	20	21
22	23	24	25	26	27	28
29	30	31				

SEPTEMBER						
M	T	W	T	F	S	S
			1	2	3	4
5	6	7	8	9	10	11
12	13	14	15	16	17	18
19	20	21	22	23	24	25
26	27	28	29	30		

OCTOBER						
M	T	W	T	F	S	S
					1	2
3	4	5	6	7	8	9
10	11	12	13	14	15	16
17	18	19	20	21	22	23
24	25	26	27	28	29	30
31						

NOVEMBER						
M	T	W	T	F	S	S
	1	2	3	4	5	6
7	8	9	10	11	12	13
14	15	16	17	18	19	20
21	22	23	24	25	26	27
28	29	30				

DECEMBER						
M	T	W	T	F	S	S
			1	2	3	4
5	6	7	8	9	10	11
12	13	14	15	16	17	18
19	20	21	22	23	24	25
26	27	28	29	30	31	

JANUARY						
M	T	W	T	F	S	S
						1
2	3	4	5	6	7	8
9	10	11	12	13	14	15
16	17	18	19	20	21	22
23	24	25	26	27	28	29
30	31					

FEBRUARY						
M	T	W	T	F	S	S
		1	2	3	4	5
6	7	8	9	10	11	12
13	14	15	16	17	18	19
20	21	22	23	24	25	26
27	28					

MARCH						
M	T	W	T	F	S	S
		1	2	3	4	5
6	7	8	9	10	11	12
13	14	15	16	17	18	19
20	21	22	23	24	25	26
27	28	29	30	31		

APRIL						
M	T	W	T	F	S	S
					1	2
3	4	5	6	7	8	9
10	11	12	13	14	15	16
17	18	19	20	21	22	23
24	25	26	27	28	29	30

MAY						
M	T	W	T	F	S	S
1	2	3	4	5	6	7
8	9	10	11	12	13	14
15	16	17	18	19	20	21
22	23	24	25	26	27	28
29	30	31				

JUNE						
M	T	W	T	F	S	S
			1	2	3	4
5	6	7	8	9	10	11
12	13	14	15	16	17	18
19	20	21	22	23	24	25
26	27	28	29	30		

August	
1-4	Teachers New to LEISD Induction
15-19	Staff Professional Learning Week
22	First Day of 1st Semester
September	
5	Labor Day Holiday
October	
13-14	Staff Professional Learning Day/Student Holiday
November	
21-22	Staff Professional Learning Day/Student Holiday
23-25	Thanksgiving Holiday
December	
5-9	State Assessment EOC Retest
16	1st Semester Ends
19-30	Winter Holiday
January	
2	Staff Work Day / Student Holiday
3	1st Day of 2nd Semester
16	MLK Jr Holiday
February	
24	Staff Professional Learning Day/Student Holiday
March	
13-17	Spring Break
28-31	State Assessment: 4/7 Writing, 5/8 Reading/Math, EOC English I/II
April	
14	Bad Weather Make-Up Day
17	Bad Weather Make-Up Day
May	
1-5	State Assessment: EOC Algebra, Biology, US History
8-12	State Assessment: 3-8 Reading/Math/Science/SS
26	Last Day of School - 1/2 day Pk-12
27	Staff Work Day

- Student School Day
- Staff Development
- Holiday
- Weather Make- Up Day
- State Testing Day
- 1st Day of Semester 1 or 2
- Half Day
- New Teacher Induction
- Staff Proffessional Learning Flex Days, student holiday

	455	230	Total Minutes
ES	170	2	77810
MS/PSA	170	2	77810
LEHS	170	2	77810

Demographic Information / Información Demográfica

Please let us know who you are / Usted se identifica como un:

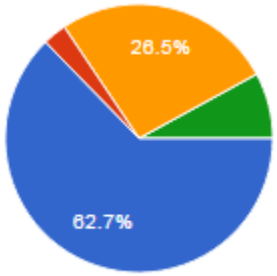

Parent / Padre de familia	**980**	62.7%
Student / Estudiante	**45**	2.9%
Employee / Empleado	**414**	26.5%
Employee and Parent / Empleado y Padre de familia	**124**	7.9%

SURVEY RESULTS

Calendar Options / Opciones para el calendario

Please select which calendar you prefer / Por favor seleccione el calendario que prefiere usted:

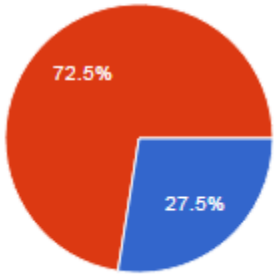

Option A / Opción A	**430**	27.5%
Option B / Opción B	**1133**	72.5%

2016-2017 Calendar Survey

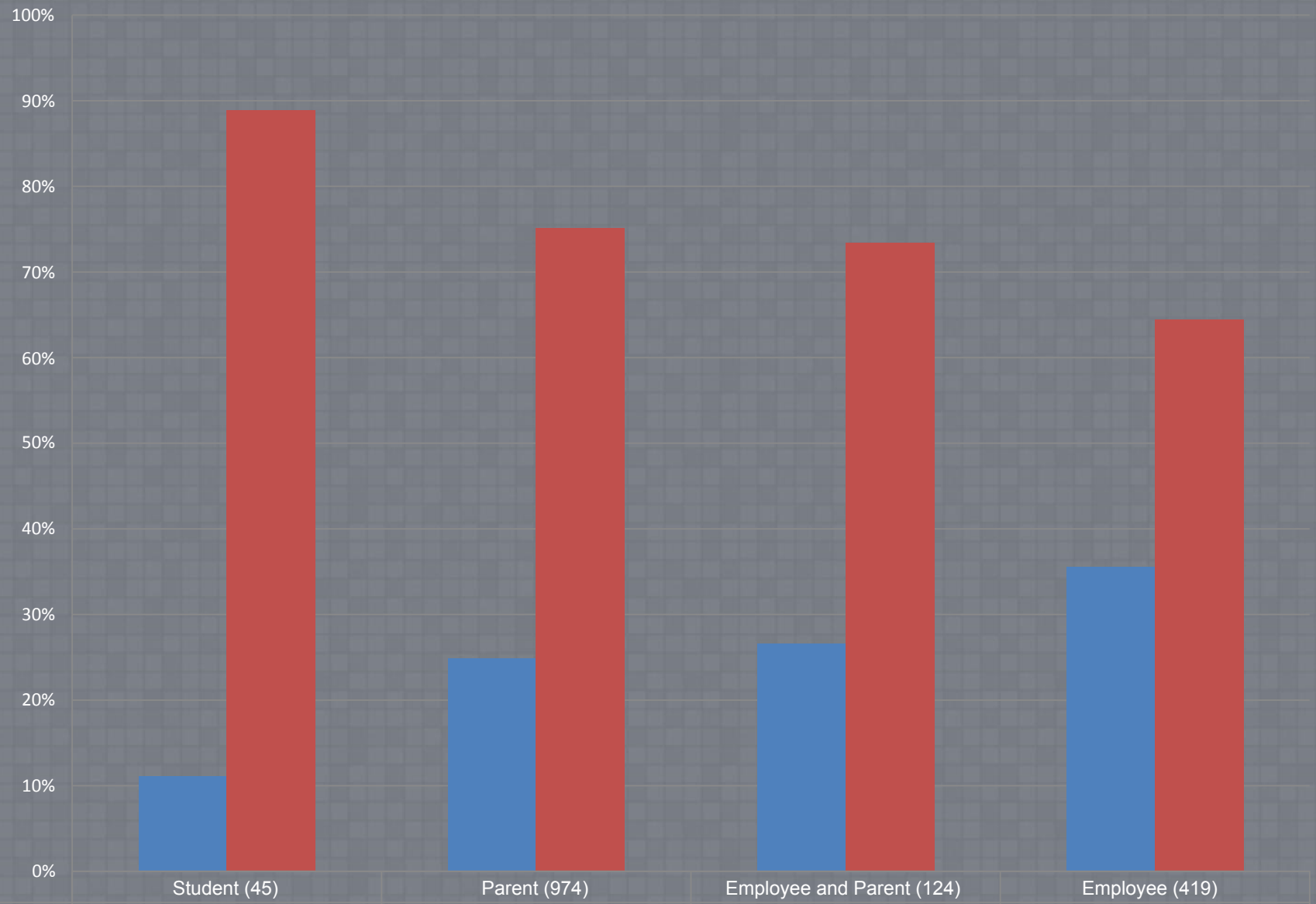

	Student (45)	Parent (974)	Employee and Parent (124)	Employee (419)
Option A	11%	25%	27%	36%
Option B	89%	75%	73%	64%

Little Elm ISD Calendar 2016-2017

JULY						
M	T	W	T	F	S	S
				1	2	3
4	5	6	7	8	9	10
11	12	13	14	15	16	17
18	19	20	21	22	23	24
25	26	27	28	29	30	31

AUGUST						
M	T	W	T	F	S	S
1	2	3	4	5	6	7
8	9	10	11	12	13	14
15	16	17	18	19	20	21
22	23	24	25	26	27	28
29	30	31				

SEPTEMBER						
M	T	W	T	F	S	S
			1	2	3	4
5	6	7	8	9	10	11
12	13	14	15	16	17	18
19	20	21	22	23	24	25
26	27	28	29	30		

OCTOBER						
M	T	W	T	F	S	S
					1	2
3	4	5	6	7	8	9
10	11	12	13	14	15	16
17	18	19	20	21	22	23
24	25	26	27	28	29	30
31						

NOVEMBER						
M	T	W	T	F	S	S
	1	2	3	4	5	6
7	8	9	10	11	12	13
14	15	16	17	18	19	20
21	22	23	24	25	26	27
28	29	30				

DECEMBER						
M	T	W	T	F	S	S
			1	2	3	4
5	6	7	8	9	10	11
12	13	14	15	16	17	18
19	20	21	22	23	24	25
26	27	28	29	30	31	

JANUARY						
M	T	W	T	F	S	S
						1
2	3	4	5	6	7	8
9	10	11	12	13	14	15
16	17	18	19	20	21	22
23	24	25	26	27	28	29
30	31					

FEBRUARY						
M	T	W	T	F	S	S
		1	2	3	4	5
6	7	8	9	10	11	12
13	14	15	16	17	18	19
20	21	22	23	24	25	26
27	28					

MARCH						
M	T	W	T	F	S	S
		1	2	3	4	5
6	7	8	9	10	11	12
13	14	15	16	17	18	19
20	21	22	23	24	25	26
27	28	29	30	31		

APRIL						
M	T	W	T	F	S	S
					1	2
3	4	5	6	7	8	9
10	11	12	13	14	15	16
17	18	19	20	21	22	23
24	25	26	27	28	29	30

MAY						
M	T	W	T	F	S	S
1	2	3	4	5	6	7
8	9	10	11	12	13	14
15	16	17	18	19	20	21
22	23	24	25	26	27	28
29	30	31				

JUNE						
M	T	W	T	F	S	S
			1	2	3	4
5	6	7	8	9	10	11
12	13	14	15	16	17	18
19	20	21	22	23	24	25
26	27	28	29	30		

August	
1-4	Teachers New to LEISD Induction
15-19	Staff Professional Learning Week
22	First Day of 1st Semester
September	
5	Labor Day Holiday
October	
13-14	Staff Professional Learning Day/Student Holiday
November	
21-22	Staff Professional Learning Day/Student Holiday
23-25	Thanksgiving Holiday
December	
5-9	State Assessment EOC Retest
16	1st Semester Ends
19-30	Winter Holiday
January	
2	Staff Work Day / Student Holiday
3	1st Day of 2nd Semester
16	MLK Jr Holiday
February	
24	Staff Professional Learning Day/Student Holiday
March	
13-17	Spring Break
28-31	State Assessment: 4/7 Writing, 5/8 Reading/Math, EOC English I/II
April	
14	Bad Weather Make-Up Day
17	Bad Weather Make-Up Day
May	
1-5	State Assessment: EOC Algebra, Biology, US History
8-12	State Assessment: 3-8 Reading/Math/Science/SS
26	Last Day of School - 1/2 day Pk-12
27	Staff Work Day

- Student School Day
- Staff Development
- Holiday
- Weather Make-Up Day
- State Testing Day
- 1st Day of Semester 1 or 2
- Half Day
- New Teacher Induction
- Staff Proffessional Learning Flex Days, student holiday

	455	230	Total Minutes
ES	170	2	77810
MS/PSA	170	2	77810
LEHS	170	2	77810

Proposed Bell Schedules (Pending Bus Contract)

	Drop-off and Breakfast Begins	Start School Day	End School Day
Elementary	7:00 am	7:20 am	2:55 pm
Middle	7:40 am	8:00 am	3:35 pm
High School	8:35 am	8:55 am	4:30 pm

DRAFT

Little Elm ISD Calendar 2016-2017

JULY						
M	T	W	T	F	S	S
				1	2	3
4	5	6	7	8	9	10
11	12	13	14	15	16	17
18	19	20	21	22	23	24
25	26	27	28	29	30	31

AUGUST						
M	T	W	T	F	S	S
1	2	3	4	5	6	7
8	9	10	11	12	13	14
15	16	17	18	19	20	21
22	23	24	25	26	27	28
29	30	31				

SEPTEMBER						
M	T	W	T	F	S	S
			1	2	3	4
5	6	7	8	9	10	11
12	13	14	15	16	17	18
19	20	21	22	23	24	25
26	27	28	29	30		

OCTOBER						
M	T	W	T	F	S	S
					1	2
3	4	5	6	7	8	9
10	11	12	13	14	15	16
17	18	19	20	21	22	23
24	25	26	27	28	29	30
31						

NOVEMBER						
M	T	W	T	F	S	S
	1	2	3	4	5	6
7	8	9	10	11	12	13
14	15	16	17	18	19	20
21	22	23	24	25	26	27
28	29	30				

DECEMBER						
M	T	W	T	F	S	S
			1	2	3	4
5	6	7	8	9	10	11
12	13	14	15	16	17	18
19	20	21	22	23	24	25
26	27	28	29	30	31	

JANUARY						
M	T	W	T	F	S	S
						1
2	3	4	5	6	7	8
9	10	11	12	13	14	15
16	17	18	19	20	21	22
23	24	25	26	27	28	29
30	31					

FEBRUARY						
M	T	W	T	F	S	S
		1	2	3	4	5
6	7	8	9	10	11	12
13	14	15	16	17	18	19
20	21	22	23	24	25	26
27	28					

MARCH						
M	T	W	T	F	S	S
		1	2	3	4	5
6	7	8	9	10	11	12
13	14	15	16	17	18	19
20	21	22	23	24	25	26
27	28	29	30	31		

APRIL						
M	T	W	T	F	S	S
					1	2
3	4	5	6	7	8	9
10	11	12	13	14	15	16
17	18	19	20	21	22	23
24	25	26	27	28	29	30

MAY						
M	T	W	T	F	S	S
1	2	3	4	5	6	7
8	9	10	11	12	13	14
15	16	17	18	19	20	21
22	23	24	25	26	27	28
29	30	31				

JUNE						
M	T	W	T	F	S	S
			1	2	3	4
5	6	7	8	9	10	11
12	13	14	15	16	17	18
19	20	21	22	23	24	25
26	27	28	29	30		

August	
1-4	Teachers New to LEISD Induction
15-19	Staff Professional Learning Week
22	First Day of 1st Semester
September	
5	Labor Day Holiday
October	
13-14	Staff Professional Learning Day/Student Holiday
November	
21-22	Staff Professional Learning Day/Student Holiday
23-25	Thanksgiving Holiday
December	
5-9	State Assessment EOC Retest
16	1st Semester Ends
19-30	Winter Holiday
January	
2	Staff Work Day / Student Holiday
3	1st Day of 2nd Semester
16	MLK Jr Holiday
February	
24	Staff Professional Learning Day/Student Holiday
March	
13-17	Spring Break
28-31	State Assessment: 4/7 Writing, 5/8 Reading/Math, EOC English I/II
April	
14	Bad Weather Make-Up Day
17	Bad Weather Make-Up Day
May	
1-5	State Assessment: EOC Algebra, Biology, US History
8-12	State Assessment: 3-8 Reading/Math/Science/SS
26	Last Day of School - 1/2 day Pk-12
27	Staff Work Day

- Student School Day
- Staff Development
- Holiday
- Weather Make-Up Day
- State Testing Day
- 1st Day of Semester 1 or 2
- Half Day
- New Teacher Induction
- Staff Proffessional Learning Flex Days, student holiday

	455	230	Total Minutes
ES	170	2	77810
MS/PSA	170	2	77810
LEHS	170	2	77810

Proposed Bell Schedules (Pending Bus Contract)

	Drop-off and Breakfast Begins	Start School Day	End School Day
Elementary	7:00 am	7:20 am	2:55 pm
Middle	7:40 am	8:00 am	3:35 pm
High School	8:35 am	8:55 am	4:30 pm

Proposed Bell Schedules (Pending Bus Contract)

	Drop-off and Breakfast Begins	Start School Day	End School Day
Elementary	7:00 am	7:20 am	2:55 pm
Middle	7:40 am	8:00 am	3:35 pm
High School	8:35 am	8:55 am	4:30 pm

DRAFT

Little Elm ISD Calendar 2016-2017

JULY						
M	T	W	T	F	S	S
				1	2	3
4	5	6	7	8	9	10
11	12	13	14	15	16	17
18	19	20	21	22	23	24
25	26	27	28	29	30	31

AUGUST						
M	T	W	T	F	S	S
1	2	3	4	5	6	7
8	9	10	11	12	13	14
15	16	17	18	19	20	21
22	23	24	25	26	27	28
29	30	31				

SEPTEMBER						
M	T	W	T	F	S	S
			1	2	3	4
5	6	7	8	9	10	11
12	13	14	15	16	17	18
19	20	21	22	23	24	25
26	27	28	29	30		

OCTOBER						
M	T	W	T	F	S	S
					1	2
3	4	5	6	7	8	9
10	11	12	13	14	15	16
17	18	19	20	21	22	23
24	25	26	27	28	29	30
31						

NOVEMBER						
M	T	W	T	F	S	S
	1	2	3	4	5	6
7	8	9	10	11	12	13
14	15	16	17	18	19	20
21	22	23	24	25	26	27
28	29	30				

DECEMBER						
M	T	W	T	F	S	S
			1	2	3	4
5	6	7	8	9	10	11
12	13	14	15	16	17	18
19	20	21	22	23	24	25
26	27	28	29	30	31	

JANUARY						
M	T	W	T	F	S	S
						1
2	3	4	5	6	7	8
9	10	11	12	13	14	15
16	17	18	19	20	21	22
23	24	25	26	27	28	29
30	31					

FEBRUARY						
M	T	W	T	F	S	S
		1	2	3	4	5
6	7	8	9	10	11	12
13	14	15	16	17	18	19
20	21	22	23	24	25	26
27	28					

MARCH						
M	T	W	T	F	S	S
		1	2	3	4	5
6	7	8	9	10	11	12
13	14	15	16	17	18	19
20	21	22	23	24	25	26
27	28	29	30	31		

APRIL						
M	T	W	T	F	S	S
					1	2
3	4	5	6	7	8	9
10	11	12	13	14	15	16
17	18	19	20	21	22	23
24	25	26	27	28	29	30

MAY						
M	T	W	T	F	S	S
1	2	3	4	5	6	7
8	9	10	11	12	13	14
15	16	17	18	19	20	21
22	23	24	25	26	27	28
29	30	31				

JUNE						
M	T	W	T	F	S	S
			1	2	3	4
5	6	7	8	9	10	11
12	13	14	15	16	17	18
19	20	21	22	23	24	25
26	27	28	29	30		

August	
1-4	Teachers New to LEISD Induction
15-19	Staff Professional Learning Week
22	First Day of 1st Semester
September	
5	Labor Day Holiday
October	
13-14	Staff Professional Learning Day/Student Holiday
November	
21-22	Staff Professional Learning Day/Student Holiday
23-25	Thanksgiving Holiday
December	
5-9	State Assessment EOC Retest
16	1st Semester Ends
19-30	Winter Holiday
January	
2	Staff Work Day / Student Holiday
3	1st Day of 2nd Semester
16	MLK Jr Holiday
February	
24	Staff Professional Learning Day/Student Holiday
March	
13-17	Spring Break
28-31	State Assessment: 4/7 Writing, 5/8 Reading/Math, EOC English I/II
April	
14	Bad Weather Make-Up Day
17	Bad Weather Make-Up Day
May	
1-5	State Assessment: EOC Algebra, Biology, US History
8-12	State Assessment: 3-8 Reading/Math/Science/SS
26	Last Day of School - 1/2 day Pk-12
27	Staff Work Day

- Student School Day
- Staff Development
- Holiday
- Weather Make-Up Day
- State Testing Day
- 1st Day of Semester 1 or 2
- Half Day
- New Teacher Induction
- Staff Proffessional Learning Flex Days, student holiday

	455	230	Total Minutes
ES	170	2	77810
MS/PSA	170	2	77810
LEHS	170	2	77810

thank you!

Little Elm ISD Calendar 2016-2017

JULY						
M	T	W	T	F	S	S
				1	2	3
4	5	6	7	8	9	10
11	12	13	14	15	16	17
18	19	20	21	22	23	24
25	26	27	28	29	30	31

AUGUST						
M	T	W	T	F	S	S
1	2	3	4	5	6	7
8	9	10	11	12	13	14
15	16	17	18	19	20	21
22	23	24	25	26	27	28
29	30	31				

August
1-4 Teachers New to LEISD Induction
15-19 Staff Professional Learning Week
22 First Day of 1st Semester

September
5 Labor Day Holiday

SEPTEMBER						
M	T	W	T	F	S	S
			1	2	3	4
5	6	7	8	9	10	11
12	13	14	15	16	17	18
19	20	21	22	23	24	25
26	27	28	29	30		

OCTOBER						
M	T	W	T	F	S	S
					1	2
3	4	5	6	7	8	9
10	11	12	13	14	15	16
17	18	19	20	21	22	23
24	25	26	27	28	29	30
31						

October
13-14 Staff Professional Learning Day/Student Holiday

November
21-22 Staff Professional Learning Day/Student Holiday
23-25 Thanksgiving Holiday

NOVEMBER						
M	T	W	T	F	S	S
	1	2	3	4	5	6
7	8	9	10	11	12	13
14	15	16	17	18	19	20
21	22	23	24	25	26	27
28	29	30				

DECEMBER						
M	T	W	T	F	S	S
			1	2	3	4
5	6	7	8	9	10	11
12	13	14	15	16	17	18
19	20	21	22	23	24	25
26	27	28	29	30	31	

December
5-9 State Assessment EOC Retest
16 1st Semester Ends
19-30 Winter Holiday

January
2 Staff Work Day / Student Holiday
3 1st Day of 2nd Semester
16 MLK Jr Holiday

JANUARY						
M	T	W	T	F	S	S
						1
2	3	4	5	6	7	8
9	10	11	12	13	14	15
16	17	18	19	20	21	22
23	24	25	26	27	28	29
30	31					

FEBRUARY						
M	T	W	T	F	S	S
		1	2	3	4	5
6	7	8	9	10	11	12
13	14	15	16	17	18	19
20	21	22	23	24	25	26
27	28					

February
20 Staff Professional Learning Day/Student Holiday

March
13-17 Spring Break
28-31 State Assessment: 4/7 Writing, 5/8 Reading/Math, EOC English I/II

MARCH						
M	T	W	T	F	S	S
		1	2	3	4	5
6	7	8	9	10	11	12
13	14	15	16	17	18	19
20	21	22	23	24	25	26
27	28	29	30	31		

APRIL						
M	T	W	T	F	S	S
					1	2
3	4	5	6	7	8	9
10	11	12	13	14	15	16
17	18	19	20	21	22	23
24	25	26	27	28	29	30

April
14 Bad Weather Make-Up Day
17 Bad Weather Make-Up Day

May
1-5 State Assessment: EOC Algebra, Biology, US History
8-12 State Assessment: 3-8 Reading/Math/Science/SS
29 Memorial Day Holiday

MAY						
M	T	W	T	F	S	S
1	2	3	4	5	6	7
8	9	10	11	12	13	14
15	16	17	18	19	20	21
22	23	24	25	26	27	28
29	30	31				

JUNE						
M	T	W	T	F	S	S
			1	2	3	4
5	6	7	8	9	10	11
12	13	14	15	16	17	18
19	20	21	22	23	24	25
26	27	28	29	30		

Student School Day
Staff Development
Holiday
Weather Make- Up Day
State Testing Day
1st Day of Semester 1 or 2

Board Agenda Item

Little Elm Independent School District
300 Lobo Lane
Little Elm, Texas 75068

Board Mtg. Date **1-19-2015**	**Reports of the Superintendent** ☐	**Business Item** ☒	**Consent Agenda** ☐	**Reports, Routine Monthly** ☐	**Other** ☐

Subject:	EIF (Local)
Presenter or Contact Person:	Ross Roberts and Ashley Helms
Policy/Code:	EIF (Local)
Summary:	Addition of Health for 0.5 credit and Student Success Course for 0.5 credit to high school graduation requirement beginning with freshmen entering high school 2017-2018 school year.
Financial Implications:	There is no financial impact to the budget.
Attachments:	EIF(Local)
Recommendation:	**The Administration recommends the approval of EIF(Local) as submitted.**
Motion:	**I move the Board approve EIF(Local) as submitted.**

COURSE REQUIREMENTS	To graduate, a student must complete the courses required by the District in addition to those mandated by the state.
GRADUATION PROGRAMS INSTITUTED PRIOR TO 2014–15	Students enrolled in high school prior to the 2014–15 school year may graduate under state programs other than the foundation program, including the Minimum Program, the Recommended Program, and the Advanced/Distinguished Achievement Program. The courses required for each of these programs shall be listed in appropriate publications. The District credit requirements under these programs are listed below.
MINIMUM PROGRAM	The District requires no additional credits for graduation under the Minimum Program beyond the number mandated by the state.
RECOMMENDED PROGRAM	The District requires no additional credits for graduation under the Recommended Program beyond the number mandated by the state.
ADVANCED / DISTINGUISHED ACHIEVEMENT PROGRAM	The District requires no additional credits for graduation under the Advanced/Distinguished Achievement Program beyond the number mandated by the state.
READING CREDITS	The District shall offer up to 3 credits of reading for state graduation credit. The Superintendent or designee shall be responsible for establishing procedures to assess individual student needs and evaluate student progress and shall monitor instructional activities to ensure that student needs are met. Students shall be identified as eligible to earn reading credit based on: 1. Recommendation by a teacher or counselor. 2. Scores on assessment instruments and/or achievement tests.
FOUNDATION PROGRAM	The courses that satisfy District requirements under the foundation program, including courses for the distinguished level of achievement and courses for endorsements offered by the District, shall be listed in appropriate District publications.
WITHOUT AN ENDORSEMENT	
GRADUATION PROGRAM INSTITUTED PRIOR TO 2017-2018	The District requires no additional credits beyond the number mandated by the state to graduate under the foundation program without an endorsement. Graduation under the foundation program without an endorsement shall be permitted only as authorized under state law and rules.

GRADUATION PROGRAM INSTITUTED 2017-2018 AND AFTER	The District requires completion of 1 credit (0.5 Health and 0.5 student success course) in addition to the number required by the state for graduation under the foundation program without an endorsement. Graduation under the foundation program without an endorsement shall be permitted only as authorized under state law and rules.
WITH AN ENDORSEMENT	The District requires no additional credits with the exception of the 1 credit (0.5 Health and 0.5 student success course) for students entering high school in 2017-2018 and after beyond the number mandated by the state to graduate under the foundation program with an endorsement.
DISTINGUISHED LEVEL OF ACHIEVEMENT	The District requires no additional credits with the exception of the 1 credit (0.5 Health and 0.5 student success course) for students entering high school in 2017-2018 and after beyond the number mandated by the state to graduate under the foundation program with the distinguished level of achievement.
FINE ARTS SUBSTITUTIONS	To the extent permitted by state rules applicable to the student's graduation program, the District shall award state graduation credit in fine arts for participation in an approved community-based fine arts program.
PHYSICAL EDUCATION SUBSTITUTIONS	To the extent permitted by state rules applicable to the student's graduation program, the District shall award state graduation credit in physical education for participation in approved activities and elective courses.
ACTIVITIES AND COURSES	
PRIVATE OR COMMERCIAL PROGRAMS	The District shall award state graduation credit in physical education for appropriate private or commercially sponsored physical activity programs conducted either on or off campus, upon approval by the Commissioner of Education. [See also EHAC]

Board Agenda Item

Little Elm Independent School District
300 Lobo Lane
Little Elm, Texas 75068

Board Mtg. Date **01-19-2016**	**Reports of the Superintendent** ☐	**Business Item** ☐	**Consent Agenda** ☐	**Reports, Routine Monthly** ☐	**Discussion Item** ☒

Subject: **FINANCIAL REPORTS – NOVEMBER 2015**

Presenter or Contact Person: Grant Anderson, CFO

Policy/Code: Board Legal Status Powers and Duties – BAA (Local)
Annual Operating Budget – CE (Local)

Summary: Monthly financial reports prepared by Business Services Department

Financial Implications: Increase in General Fund revenues and increase in appropriate expenditure budgets

Attachments:

1) Budget Amendments
2) Information – Miscellaneous Business Office Reports
   - Monthly Fund Balance Comparison
   - Statement of Unaudited Revenue and Expenditures
   - Cash Flow Statements
   - Bank Reconciliations
   - Investment Report
   - Fund Summary of Revenue and Expenditures
   - Tax Collection Report
   - Construction Report

Recommendation: **The Administration recommends approval of the Consent Agenda as submitted.**

Motion: **I move that the Board approve the Consent Agenda as submitted**

Little Elm Independent School District
General Fund
Budget Amendments
January 2015

	Fund	FX	Decrease	FX	Increase	Org	Incr / (Decr) Fund Bal	Reason
1	199	11	10,300	41	10,300	701		Reallocate funds to cover misc contracted services and supplies
2	199	13	25,039	23	25,039	821		Reallocate funds to cover principal travel
3	199	11	1,497	13	1,497	105		Reallocate funds to purchase staff development reading materials
4	199	11	3,500	23	3,500	041		Reallocate funds for future purchases of miscellaneous operating costs
5	199	36	800	13	1,390	041		Reallocate funds for employee band travel
		11	590					
6	199	11	550	13	550	108		Reallocate funds for dual language training
7	199	11	2,000	23	2,000	108		Reallocate funds to purchase additional furniture
8	199	11	1,000	13	1,000	108		Reallocate funds to cover staff development training and conferences
9	199	11	500	23	500	108		Reallocate funds to cover travel costs
10	199	11	200	33	200	108		Reallocate funds to cover purchase of nurse supplies
11	199	11	1,000	23	1,000	108		Reallocate funds to purchase additional supplies for school leadership
12	199	11	6,000	41	6,000	701		Reallocate funds to purchase reading materials
13	199	11	122,713	13	1,192			Professional pay grade adjustments
		51	31,326	21	19,329			
				23	113,430			
				36	2,034			
				41	17,431			
				53	623			

Little Elm Independent School District
General Fund
Budget Amendments
January 2015

	Fund	FX	Decrease	FX	Increase	Org	Incr / (Decr) Fund Bal	Reason
		00	10,424	11	149	Var Orgs		TRS On-Behalf related to professional pay grade adjustments
				13	77			
				21	1,250			
				23	7,332			
				35	109			
				36	131			
				41	1,126			
				51	210			
				53	40			
	Total		217,439		217,439		0	

Little Elm Independent School District
2015-2016 Fund Balance Comparison
as of November 30, 2015

		GENERAL FUND 1XX			DEBT SERVICE FUND 511		
CONTROL CODES	REVENUES	ORIGINAL BUDGET	PROPOSED AMENDMENTS	AMENDED BUDGET	ORIGINAL BUDGET	PROPOSED AMENDMENTS	AMENDED BUDGET
5700	LOCAL	28,561,453	726	28,562,179	13,696,553		13,696,553
5800	STATE	25,129,508	5,000	25,134,508	-		-
5900	FEDERAL	325,000		325,000	-		-
		54,015,961	**5,726**	**54,021,687**	**13,696,553**	**-**	**13,696,553**
Expenditures							
11 Instruction		31,811,818	83,527	31,895,345	-		-
12 Library Services		610,391		610,391	-		-
13 Staff Development		595,771	11,255	607,026	-		-
21 Instructional Admin		1,049,409	850	1,050,259	-		-
23 Campus Administration		3,632,166		3,632,166	-		-
31 Guidance & Counseling		1,633,337	199	1,633,536	-		-
32 Attendance & Social Services		20,350		20,350	-		-
33 Health Services		473,205		473,205	-		-
34 Student Transportation		1,622,150		1,622,150	-		-
35 Food Services		82,545		82,545	-		-
36 Co-curricular Activities		1,416,664	(105)	1,416,559	-		-
41 General Administration		2,428,498		2,428,498	-		-
51 Plant Maintenance		5,716,088		5,716,088	-		-
52 Security		359,026		359,026	-		-
53 Data Processing		884,964		884,964	-		-
61 Community Services		37,949		37,949	-		-
71 Debt Services		851,630		851,630	11,413,651		11,413,651
81 Facilities		500,000		500,000	-		-
95 Payments to JUV Justice Alt		32,000		32,000	-		-
99 Intergovernmental Charges		258,000		258,000	-		-
TOTAL EXPENDITURES		**54,015,961**	**95,726**	**54,111,687**	**11,413,651**	**-**	**11,413,651**
00 Other Resources		-		-			-
00 Other Uses		-		-			-
EST FUND BALANCE 08/31/15		23,247,360		23,247,360	5,390,317		5,390,317
EST FUND BALANCE @ 11/30/15		**23,247,360**	**(90,000)**	**23,157,360**	**7,673,219**	**-**	**7,673,219**

Little Elm Independent School District
2015-2016 Fund Balance Comparison
as of November 30, 2015

CONTROL CODES	REVENUES	FOOD SERVICE FUND 240 ORIGINAL BUDGET	PROPOSED AMENDMENTS	AMENDED BUDGET	CHILD CARE 720 ORIGINAL BUDGET	PROPOSED AMENDMENTS	AMENDED BUDGET
5700	LOCAL	1,222,000		1,222,000	575,054		575,054
5800	STATE	17,000		17,000	-		-
5900	FEDERAL	1,811,393		1,811,393	-		-
		3,050,393	-	3,050,393	575,054	-	575,054
Expenditures							
11 Instruction		-		-	-		-
12 Library Services		-		-	-		-
13 Staff Development		-		-	-		-
21 Instructional Admin		-		-	-		-
23 Campus Administration		-		-	-		-
31 Guidance & Counseling		-		-	-		-
32 Attendance & Social Services		-		-	-		-
33 Health Services		-		-	-		-
34 Student Transportation		-		-	-		-
35 Food Services		3,050,393		3,050,393	-		-
36 Co-curricular Activities		-		-	-		-
41 General Administration		-		-	-		-
51 Plant Maintenance		-		-	-		-
52 Security		-		-	-		-
53 Data Processing		-		-	-		-
61 Community Services		-		-	586,389		586,389
71 Debt Services		-		-	-		-
81 Facilities		-		-	-		-
95 Payments to JUV Justice Alt		-		-	-		-
99 Intergovernmental Charges		-		-	-		-
TOTAL EXPENDITURES		**3,050,393**	**-**	**3,050,393**	**586,389**	**-**	**586,389**
EST FUND BALANCE 08/31/15		1,193,666		1,193,666	141,604		141,604
EST FUND BALANCE @ 11/30/15		**1,193,666**	**-**	**1,193,666**	**130,269**	**-**	**130,269**

Little Elm Independent School District
Statement of Unaudited Revenues and Expenditures - Budget vs. Actual
As of November 30, 2015

GENERAL FUND
Fund 1XX

CONTROL CODES	REVENUES	2015-2016 Approved Budget	PERIOD RECEIPTS/ EXPENDITURES	Y-T-D RECEIVED/ ENC + EXP	VARIANCE FAVORABLE (UNFAVORABLE)	PERCENT TO TOTAL	PERCENT OF YEAR ELAPSED
5700	LOCAL	28,562,179.00	1,478,533.78	2,087,669.13	(26,474,509.87)	7.31%	25%
5800	STATE	25,134,508.00	2,238,045.61	11,680,064.06	(13,454,443.94)	46.47%	25%
5900	FEDERAL	325,000.00	834,115.36	917,400.87	592,400.87	282.28%	25%
TOTAL REVENUES		**54,021,687.00**	**4,550,694.75**	**14,685,134.06**	**(39,336,552.94)**	**27.18%**	**25%**
	EXPENDITURES						
0011	Instruction	31,895,345.00	3,270,435.58	10,402,053.80	21,493,291.20	32.61%	25%
0012	Library Services	610,391.00	55,939.83	202,529.57	407,861.43	33.18%	25%
0013	Curriculum & Staff Development	607,026.00	121,816.56	227,693.43	379,332.57	37.51%	25%
0021	Instructional Leadership	1,050,259.00	92,040.31	286,861.86	763,397.14	27.31%	25%
0023	School Leadership	3,632,166.00	312,041.45	946,212.42	2,685,953.58	26.05%	25%
0031	Guidance & Counseling	1,633,536.00	133,893.50	401,038.02	1,232,497.98	24.55%	25%
0032	Social Work Services	20,350.00	20,000.00	20,200.00	150.00	99.26%	25%
0033	Health Services	473,205.00	49,413.04	159,320.86	313,884.14	33.67%	25%
0034	Student Transportation	1,622,150.00	18,773.57	206,201.97	1,415,948.03	12.71%	25%
0035	Food Services	82,545.00	7,234.31	21,799.51	60,745.49	26.41%	25%
0036	Co-curricular Activities	1,416,559.00	146,055.37	468,721.00	947,838.00	33.09%	25%
0041	General Administration	2,428,498.00	200,820.09	737,122.95	1,691,375.05	30.35%	25%
0051	Plant Maintenance	5,716,088.00	424,083.66	1,683,431.46	4,032,656.54	29.45%	25%
0052	Security & Monitoring	359,026.00	27,217.75	84,353.03	274,672.97	23.49%	25%
0053	Data Processing	884,964.00	82,268.98	283,989.25	600,974.75	32.09%	25%
0061	Community Service	37,949.00	3,177.84	9,131.19	28,817.81	24.06%	25%
0071	Debt Services	851,630.00	-	408,173.80	443,456.20	47.93%	25%
0081	Facility Acquisition	500,000.00	121,669.45	678,254.61	(178,254.61)	135.65%	25%
0095	Pmt to Juvenile Justice	32,000.00	3,827.00	5,963.00	26,037.00	18.63%	25%
0099	Intergovernmental Charges	258,000.00	-	61,208.32	196,791.68	23.72%	25%
TOTAL EXPENDITURES		**54,111,687.00**	**5,090,708.29**	**17,294,260.05**	**36,817,426.95**	**31.96%**	**25%**
	OPERATING TRANSFERS						
7910	Other Resources	-	-	-			
8910	Other Uses	-	-	-			
TOTAL OPERATING TRANSFERS		-	-	-			
0100	**Estimated Fund Balance 08/31/15**	23,247,360.00	-	23,247,360.00			
3000	**Year to Date Fund Bal. (unaudited)**	**23,157,360.00**		**20,638,234.01**			

Little Elm Independent School District
General Operating Cash Flow Statement
FY 2015-2016

	September Actual	October Actual	November Actual	December Actual	January Actual	February Actual	March Actual	April Actual	May Actual	June Actual	July Actual	August Actual	TOTAL
Beginning Cash Balance in Bank	16,220,058.52	15,293,418.67	14,598,824.18	-	-	-	-	-	-	-	-	-	16,220,058.52
RECEIPTS													
Tax Collections	29,961.10	212,127.79	1,440,443.65	-	-	-	-	-	-	-	-	-	1,682,532.54
Interest	3,418.65	3,606.39	3,421.54	-	-	-	-	-	-	-	-	-	10,446.58
Other Local Revenue	357,548.13	187,019.48	157,507.43	-	-	-	-	-	-	-	-	-	702,075.04
State Revenue - Available School	-	-	-	-	-	-	-	-	-	-	-	-	-
State Revenue - Foundation	4,689,592.00	3,841,342.00	2,030,060.00	-	-	-	-	-	-	-	-	-	10,560,994.00
State Revenue - Debt Service	-	-	-	-	-	-	-	-	-	-	-	-	-
State Revenue - Misc	-	331,319.76	70,521.48	-	-	-	-	-	-	-	-	-	401,841.24
MAC Receipts/SHARS	31,847.87	19,810.40	834,115.36	-	-	-	-	-	-	-	-	-	885,773.63
Federal Program Revenue	13,638.11	166,138.09	265,405.04	-	-	-	-	-	-	-	-	-	445,181.24
Federal Program Revenue 240	55,788.75	231,085.91	222,380.68	-	-	-	-	-	-	-	-	-	509,255.34
Lunch Revenue - local 240	168,744.89	183,816.64	141,447.11	-	-	-	-	-	-	-	-	-	494,008.64
Payroll Deposits	-	-	-	-	-	-	-	-	-	-	-	-	-
Proceeds Maintenance Tax Notes	-	-	-	-	-	-	-	-	-	-	-	-	-
Transfers from Debt Service	-	-	-	-	-	-	-	-	-	-	-	-	-
Transfers from Investment Acct	-	-	-	-	-	-	-	-	-	-	-	-	-
Total Revenue	5,350,539.50	5,176,266.46	5,165,302.29	-	-	-	-	-	-	-	-	-	15,692,108.25
DISBURSEMENTS													
Payroll Checks	2,467,271.52	2,805,677.82	2,655,904.77	-	-	-	-	-	-	-	-	-	7,928,854.11
Accounts Payable Checks	2,770,209.66	1,937,833.98	1,642,284.17	-	-	-	-	-	-	-	-	-	6,350,327.81
TRS Deposit	687,652.37	698,620.00	304,366.74	-	-	-	-	-	-	-	-	-	1,690,639.11
IRS Deposit	350,917.85	428,192.94	384,846.78	-	-	-	-	-	-	-	-	-	1,163,957.57
Bank Charges/ NSFs/Bk Trans	1,127.95	536.21	640.00	-	-	-	-	-	-	-	-	-	2,304.16
Total Expenditures	6,277,179.35	5,870,860.95	4,988,042.46	-	-	-	-	-	-	-	-	-	17,136,082.76
Cash to TEA	-	-	-	-	-	-	-	-	-	-	-	-	-
Cash Transferred to Debt Service	-	-	-	-	-	-	-	-	-	-	-	-	-
Transfers to Investment Accounts	-	-	-	-	-	-	-	-	-	-	-	-	-
Other	-	-	-	-	-	-	-	-	-	-	-	-	-
Total Expenditures & Transfers	6,277,179.35	5,870,860.95	4,988,042.46	-	-	-	-	-	-	-	-	-	17,136,082.76
Net Change in Cash	(926,639.85)	(694,594.49)	177,259.83	-	-	-	-	-	-	-	-	-	(1,443,974.51)
Ending Cash Balance in bank	15,293,418.67	14,598,824.18	14,776,084.01	-	-	-	-	-	-	-	-	-	14,776,084.01
Beginning Cash Balance Lone Star	12,176,981.06	12,178,751.96	12,180,710.16	-	-	-	-	-	-	-	-	-	12,176,981.06
Beginning Cash Balance TexStar	1,379,554.63	1,379,667.36	1,379,796.07	-	-	-	-	-	-	-	-	-	1,379,554.63
Beginning Cash Balance Texas Class	1,810,899.95	1,811,189.24	1,811,518.08	-	-	-	-	-	-	-	-	-	1,810,899.95
Interest Earned Lone Star	1,770.90	1,958.20	1,968.88	-	-	-	-	-	-	-	-	-	5,697.98
Interest Earned TexStar	112.73	128.71	131.05	-	-	-	-	-	-	-	-	-	372.49
Interest Earned TexasClass	289.29	328.84	358.34	-	-	-	-	-	-	-	-	-	976.47
Transfers out	-	-	-	-	-	-	-	-	-	-	-	-	-
Transfers in	-	-	-	-	-	-	-	-	-	-	-	-	-
Ending Cash Balance Invested	15,369,608.56	15,372,024.31	15,374,482.58	-	-	-	-	-	-	-	-	-	15,374,482.58
TOTAL CASH AVAILABLE	30,663,027.23	29,970,848.49	30,150,566.59	-	-	-	-	-	-	-	-	-	30,150,566.59

Little Elm Independent School District
Debt Service Cash Flow Statement
FY 2015-2016

	September Actual	October Actual	November Actual	December Actual	January Actual	February Actual	March Actual	April Actual	May Actual	June Actual	July Actual	August Actual	TOTAL
Beginning Cash Balance in Bank	2,450,561.15	2,464,982.73	2,534,648.15	-	-	-	-	-	-	-	-	-	2,450,561.15
RECEIPTS													
Tax Collections	13,612.51	68,820.77	459,813.59	-	-	-	-	-	-	-	-	-	542,246.87
Interest	809.07	844.65	917.15	-	-	-	-	-	-	-	-	-	2,570.87
Bond Refunding	-	-	-	-	-	-	-	-	-	-	-	-	-
Transfer from General Operating	-	-	-	-	-	-	-	-	-	-	-	-	-
Transfers from Investment Acct	-	-	-	-	-	-	-	-	-	-	-	-	-
Total Revenue	14,421.58	69,665.42	460,730.74	-	-	-	-	-	-	-	-	-	544,817.74
DISBURSEMENTS													
Bank Charges/ NSFs/Bk Trans	-	-	-	-	-	-	-	-	-	-	-	-	-
Total Expenditures	-	-	-	-	-	-	-	-	-	-			-
Transfers to Investment Accounts	-	-	-	-	-	-	-	-	-	-	-	-	-
Transfer to General Operating	-	-	-	-	-	-	-	-	-	-	-	-	-
Total Expenditures & Transfers	-	-	-	-	-	-	-	-	-	-	-	-	-
Net Change in Cash	14,421.58	69,665.42	460,730.74	-	-	-	-	-	-	-	-	-	544,817.74
Ending Cash Balance in bank	2,464,982.73	2,534,648.15	2,995,378.89	-	-	-	-	-	-	-	-	-	2,995,378.89
Beginning Cash Balance TexPool	2,937,764.48	2,937,969.79	2,938,210.84	-	-	-	-	-	-	-	-	-	2,937,764.48
Interest Earned TexPool	205.31	241.05	266.81	-	-	-	-	-	-	-	-	-	713.17
Transfers in	-	-	-	-	-	-	-	-	-	-	-	-	-
Transfers out	-	-	-	-	-	-	-	-	-	-	-	-	-
Ending Cash Balance Invested	2,937,969.79	2,938,210.84	2,938,477.65	-	-	-	-	-	-	-	-	-	2,938,477.65
TOTAL CASH AVAILABLE	5,402,952.52	5,472,858.99	5,933,856.54	-	-	-	-	-	-	-	-	-	5,933,856.54

LITTLE ELM INDEPENDENT SCHOOL DISTRICT
Cash and Investments Reconciliation
as of November 30, 2015

Operating Fund:

Balance per bank		**14,776,084.01**
Add:	Texas Class/MBIA	1,811,876.42
	Lone Star	12,182,679.04
	TexStar	1,379,927.12
Add:	Deposits in Transit	1,568.33
	Taxes in Transit	194,076.32
Less:	Outstanding Checks/Wires	(551,534.82)
Balance per Books		**29,794,676.42**

Interest & Sinking Fund:

Balance per bank		**2,995,378.89**
Add:	Texpool	2,938,477.65
Add:	Taxes in Transit	61,495.42
Less:	Outstanding Checks	-
Balance per Books		**5,995,351.96**

Total Balance per Books	**35,790,028.38**

LITTLE ELM INDEPENDENT SCHOOL DISTRICT
SUMMARY OF CURRENT INVESTMENTS - BY FUND
MONTH ENDED: November 30, 2015

General Fund 199

PURCHASE /SOLD DATE	TRADE TICKET #	CUSIP #	TYPE OF INVESTMENT	PAR VALUE	BEGINNING MARKET VALUE	ENDING MARKET VALUE	AVERAGE MONTHLY RATE	BOOK VALUE	DAYS TO MATURE	YIELD TO MATURE	INTEREST ACCRUED FOR PERIOD	W/D FOR PERIOD
11/01/15	Lone Star		Investment Pool	12,180,710.16	100.0000%	100.0000%	0.0000%	12,180,710.16				
			Investment	-				12,180,710.16				
			Withdrawal	-				12,180,710.16				-
11/30/15			Interest	1,968.88			0.2000%	12,182,679.04			1,968.88	
				12,182,679.04				12,182,679.04			1,968.88	-

General Fund 199

PURCHASE /SOLD DATE	TRADE TICKET #	CUSIP #	TYPE OF INVESTMENT	PAR VALUE	BEGINNING MARKET VALUE	ENDING MARKET VALUE	AVERAGE MONTHLY RATE	BOOK VALUE	DAYS TO MATURE	YIELD TO MATURE	INTEREST ACCRUED FOR PERIOD	W/D FOR PERIOD
11/01/15	TexSTAR		Investment Pool	1,379,796.07	100.0000%	100.0000%	0.0000%	1,379,796.07				
			Investment	-				1,379,796.07				
			Withdrawal	-				1,379,796.07				-
11/30/15			Interest	131.05			0.1155%	1,379,927.12			131.05	
				1,379,927.12				1,379,927.12			131.05	-

Construction Fund 647

PURCHASE /SOLD DATE	TRADE TICKET #	CUSIP #	TYPE OF INVESTMENT	PAR VALUE	BEGINNING MARKET VALUE	ENDING MARKET VALUE	AVERAGE MONTHLY RATE	BOOK VALUE	DAYS TO MATURE	YIELD TO MATURE	INTEREST ACCRUED FOR PERIOD	W/D FOR PERIOD
11/01/15	Texas CLASS		Investment Pool	1,811,518.08	100.0000%	100.0000%	0.0000%	1,811,518.08				
			Investment	-				1,811,518.08				
			Withdrawal	-				1,811,518.08				-
11/30/15			Interest	358.34			0.2400%	1,811,876.42			358.34	
				1,811,876.42				1,811,876.42			358.34	-

LITTLE ELM INDEPENDENT SCHOOL DISTRICT
SUMMARY OF CURRENT INVESTMENTS - BY FUND
MONTH ENDED: November 30, 2015

Debt Service Fund 511

PURCHASE /SOLD DATE	TRADE TICKET #	CUSIP #	TYPE OF INVESTMENT	PAR VALUE	BEGINNING MARKET VALUE	ENDING MARKET VALUE	AVERAGE MONTHLY RATE	BOOK VALUE	DAYS TO MATURE	YIELD TO MATURE	INTEREST ACCRUED FOR PERIOD	W/D FOR PERIOD
11/01/15		TexPool	Investment Pool	2,938,210.84	100.0000%	100.0000%	0.0000%	2,938,210.84				
			Investment	-				2,938,210.84				
			Withdrawal	-				2,938,210.84				-
11/30/15			Interest	266.81			0.1105%	2,938,477.65			266.81	
				2,938,477.65				2,938,477.65			266.81	-

Little Elm Independent School District
Summary of Revenue & Expenditures As Of 11/30/15
Accounting Period: 11

	Fund: 1XX General Operating	%	Fund: 211 Title I-A Improving Basic	%	Fund: 224 IDEA-B Formula (Spec Ed)	%	Fund: 225 IDEA-B Pre-School (Spec Ed)	%
Revenue Budget	54,021,687.00	100.00%	420,442.00	100.00%	702,863.00	100.00%	8,256.00	100.00%
Period Receipts	4,550,694.75		56,736.04		183,175.14		1,475.97	
Revenue Received to Date	14,685,134.06	27.18%	56,736.04	13.49%	183,175.14	26.06%	1,475.97	17.88%
Revenues Receivable:	**39,336,552.94**	**72.82%**	**363,705.96**	**86.51%**	**519,687.86**	**73.94%**	**6,780.03**	**82.12%**
Expenditure Budget	54,111,687.00	100.00%	420,442.00	100.00%	702,863.00	100.00%	8,256.00	100.00%
Period Expenditures	5,090,708.29		41,025.45		76,289.91		36.23	
Exp./Encumbrances to Date	17,294,260.05	31.96%	99,141.49	23.58%	262,038.61	37.28%	2,332.36	28.25%
Balance to Expend:	**36,817,426.95**	**68.04%**	**321,300.51**	**76.42%**	**440,824.39**	**62.72%**	**5,923.64**	**71.75%**
Actual Revenue Over (Under) Actual Expenditures & Encumbrances:	**(2,609,125.99)**		**(42,405.45)**		**(78,863.47)**		**(856.39)**	

Little Elm Independent School District
Summary of Revenue & Expenditures As Of 11/30/15
Accounting Period: 11

	Fund: 244 Voc Ed Basic Grant	%	Fund: 255 Title II TPTR	%	Fund: 263 Title III, Part A LEP/Immigrant	%	Fund 289 Summer School LEP	%
Revenue Budget	47,871.00	100.00%	43,121.00	100.00%	120,466.00	100.00%	-	100.00%
Period Receipts	2,903.83		-		16,662.06		4,452.00	
Revenue Received to Date	2,903.83	6.07%	-	0.00%	16,662.06	13.83%	4,452.00	
Revenues Receivable:	**44,967.17**	**93.93%**	**43,121.00**	**100.00%**	**103,803.94**	**86.17%**	**(4,452.00)**	
Expenditure Budget	47,871.00	100.00%	43,121.00	100.00%	120,466.00	100.00%	-	100.00%
Period Expenditures	1,731.33		(22,066.00)		5,381.69		-	
Exp./Encumbrances to Date	5,024.13	10.50%	8,633.08	20.02%	36,624.75	30.40%	-	#DIV/0!
Balance to Expend:	**42,846.87**	**89.50%**	**34,487.92**	**79.98%**	**83,841.25**	**69.60%**	**-**	
Actual Revenue Over (Under) Actual Expenditures:	**(2,120.30)**		**(8,633.08)**		**(19,962.69)**		**4,452.00**	

Little Elm Independent School District
Summary of Revenue & Expenditures As Of 11/30/15
Accounting Period: 11

	Fund 397	%	Fund 410	%	Fund: 240	%	Fund: 511	%
	APIB Campus Awards		Instructional Materials		Food Service		Debt Service	
Revenue Budget	-	100.00%	332,356.00	100.00%	3,050,393.00	100.00%	13,696,553.00	100.00%
Period Receipts	-		58,012.48		374,475.26		456,649.85	
Revenue Received to Date	-	#DIV/0!	389,332.24	117.14%	987,569.27	32.38%	600,685.01	4.39%
Revenues Receivable:	**-**		**-**	**0.00%**	**2,062,823.73** `	**67.62%**	**13,095,867.99**	**95.61%**
Expenditure Budget	-	100.00%	358,407.00	100.00%	3,050,393.00	100.00%	11,413,651.00	100.00%
Period Expenditures	-		11,394.25		151,269.64		-	
Exp./Encumbrances to Date	-	#DIV/0!	338,854.76	94.54%	754,275.55	24.73%	810.00	0.01%
Balance to Expend:	**-**		**19,552.24**	**5.46%**	**2,296,117.45**	**75.27%**	**11,412,841.00**	**99.99%**
Actual Revenue Over (Under)								
Actual Expenditures & Encumbrances:	**-**		**50,477.48**		**233,293.72**		**599,875.01**	

Little Elm Independent School District
Summary of Revenue & Expenditures As Of 11/30/15
Accounting Period: 11

	Fund: 647	%	Fund: 720	%
	2012 & 2014 Bonds		Child Care	
Revenue Budget	18,180,345.00	100.00%	575,054.00	100.00%
Period Receipts	358.34		48,681.66	
Revenue Received to Date	18,195,437.96	100.08%	146,448.79	25.47%
Revenues Receivable:	**-**	**0.00%**	**428,605.21**	**74.53%**
Expenditure Budget	18,180,345.00	100.00%	586,389.00	100.00%
Period Expenditures	29,270.25		49,573.46	
Exp./Encumbrances to Date	16,765,471.59	92.22%	175,500.03	29.93%
Balance to Expend:	**1,414,873.41**	**7.78%**	**410,888.97**	**70.07%**
Actual Revenue Over (Under)				
Actual Expenditures & Encumbrances:	**1,429,966.37**		**(29,051.24)**	

Denton County
Monthly Collection Status Report
November 2015

Little Elm ISD

	Collections Month of November	Cumulative Total 10/1/15 thru 11/30/15	% of Tax Levy
Current Tax Year Collections			
Base M&O	1,414,440.90	1,806,186.57	5.76%
Base I&S	447,302.11	571,187.53	
Base I&S Bond	-	-	
P&I M&O	163.92	163.92	
P&I I&S	-	-	
P&I I&S Bond	-	-	
Attorney Fee	-	-	
Subtotal	1,861,906.93	2,377,538.02	5.76%
Delinquent TaxYears Collections			
Base M&O	13,473.74	26,720.70	
Base I&S	6,469.25	12,827.87	
Base I&S Bond	-	-	
P&I M&O	3,652.08	7,313.80	
P&I I&S	1,694.53	3,450.31	
P&I I&S Bond	-	-	
Attorney Fee	5,002.46	10,021.78	
Other*	-	-	
Subtotal	30,292.06	60,334.46	
Combined Current & Delinquent:			
Base M&O	1,427,914.64	1,832,907.27	
Base I&S	453,771.36	584,015.40	
Base I&S Bond	-	-	
P&I M&O	3,816.00	7,477.72	
P&I I&S	1,694.53	3,450.31	
Attorney Fee	5,002.46	10,021.78	
Other*	-	-	
Total Collections	1,892,198.99	2,437,872.48	
Original 2015 Tax Levy		41,181,714.37	
Current 2015 Tax Levy		41,253,888.91	

Denton County
Cumulative Comparative Collection Status Report
November 2015

Little Elm ISD

	Tax Year 2015 Collections thru November 2015	% of Tax Levy	Tax Year 2014 Collections thru November 2014	% of Tax Levy
Current Tax Year Collections				
Base M&O + I&S	2,377,374.10	5.76%	2,211,961.38	6.09%
P&I M&O + I&S	163.92		316.48	
Attorney Fee	-		-	
Subtotal	2,377,538.02	5.76%	2,212,277.86	6.09%
Delinquent Tax Years Collections				
Base M&O + I&S	39,548.57		113,614.88	
P&I M&O + I&S	10,764.11		24,467.11	
Attorney Fee	10,021.78		9,386.63	
Subtotal	60,334.46		147,468.62	
Combined Current & Delinquent:				
Base M&O + I&S	2,416,922.67		2,325,576.26	
P&I M&O + I&S	10,928.03		24,783.59	
Attorney Fee	10,021.78		9,386.63	
Other	-		-	
Total Collections	2,437,872.48		2,359,746.48	
Adjusted 2014 Tax Levy			36,330,521.26	
Original 2015 Tax Levy	41,181,714.37			
Current 2015 Tax Levy	41,253,888.91			

Denton County
Levy Outstanding Status Report
November 2015

Little Elm ISD

	Current Tax Year	Delinquent Tax Years
Current Month:		
Tax Levy Remaining as of 11/01/15	40,709,376.96	556,251.84
Base M&O + I&S Collections	1,861,743.01	19,942.99
Supplement/Adjustments	28,880.86	22,138.32
Remaining Levy as of 11/30/15	38,876,514.81	558,447.17
Cumulative (From 10/01/15 thru 11/30/15)		
Original 2014 Tax Levy (as of 10-1-15)	41,181,714.37	568,254.16
Base M&O + I&S Collections	2,377,374.10	39,548.57
Supplement/Adjustments	72,174.54	29,741.58
Remaining Levy as of 11/30/15	38,876,514.81	558,447.17

LITTLE ELM HIGH SCHOOL CLASSROOM RENOVATIONS

Total Project Authorized by Board of Trustees	373,808.00	
	(54,639.00)	Savings approved by Board in June to purchase Zellars furniture
	319,169.00	

Expenditures as of 01-11-16

			Expenditures to Date						
Project Codes	Project	Project Budget	FY 14-15	FY 15-16	Encumbered	Total	Less Retainage	Available +/-	% of Budget Committed
199-81-6629-00-001-599001	LEHS Classrooms - Architect	40,000.00	37,990.50	1,999.60		39,990.10	-	9.90	100%
199-81-6629-01-001-599001	LEHS Classrooms - Construction	180,048.00	126,454.14	65,504.66		191,958.80	6,035.42	(17,946.22)	110%
199-81-6629-02-001-599001	LEHS Classrooms - FF&E	53,760.00	52,965.32	44,932.91		97,898.23	-	(44,138.23)	182%
199-81-6629-03-001-599001	LEHS Classrooms - Shelving	45,361.00	-	-		0.00	-	45,361.00	0%
	Total	319,169.00	217,409.96	112,437.17	-	329,847.13	6,035.42	(16,713.55)	105%

LITTLE ELM HIGH SCHOOL TRADE & INDUSTRY LAB / CLASSROOM RENOVATIONS

Total Project Authorized by Board of Trustees 179,492.00

Expenditures as of 01-11-16

			Expenditures to Date						
Project Codes	Project	Project Budget	FY 2014-2015	FY 2015-2016	Encumbered	Total	Less Retainage	Available +/-	% of Budget Committed
199-81-6629-00-001-599002	LEHS CTE Lab - Architect	6,502.00	6,184.50	325.40		6,509.90	-	(7.90)	100%
199-81-6629-01-001-599002	LEHS CTE Lab - Construction	90,791.00	26,280.66	61,263.88	6,589.94	94,134.48	4,553.03	(7,896.51)	109%
199-81-6629-02-001-599002	LEHS CTE Lab - FF&E	82,199.00	73,130.45	-		73,130.45	-	9,068.55	89%
	Total	179,492.00	105,595.61	61,589.28	6,589.94	173,774.83	4,553.03	1,164.14	99%

Summer Renovation Projects

Total Project Authorized by Board of Trustees	1,092,073.00
Add'l Approved by Board for Hackberry Moisture Barrier	50,000.00
	1,142,073.00

Expenditures as of 01-11-16

			Expenditures to Date							
Project Codes	Project	Project Budget	FY 14-15	FY 15-16	Encumbered	Total	Retainage	Available +/-	% of Budget Committed	
199-81-6629-00-105-599004	Hackberry Renovations - Architect	45,000.00	43,447.50	4,500.00		47,947.50		(2,947.50)	107%	
199-81-6629-01-105-599004	Hackberry Renovations	731,845.00	606,091.88	61,261.21		667,353.09		64,491.91	91%	(1)
199-81-6629-01-103-599005	Brent Renovations	92,631.00	55,702.50	33,568.50		89,271.00		3,360.00	96%	(2)
199-81-6629-01-107-599006	Lakeview Renovations	102,939.00	38,600.00	64,338.82		102,938.82		0.18	100%	
199-81-6629-01-104-599007	Chavez Renovations	95,972.00	70,205.00	25,767.50		95,972.50		(0.50)	100%	
199-81-6629-01-999-599008	Zellars Childcare Renovations	23,286.00	9,159.38	14,126.25		23,285.63		0.37	100%	
199-81-6629-01-999-599009	Lakeside Kitchen Renovations	3,400.00	15,460.00			15,460.00		(12,060.00)	455%	
199-81-6629-01-042-599010	Prestwick Band Storage	37,000.00	-			-		37,000.00	0%	(3)
199-36-6299-00-999-599000	Refinish Gym Floors	10,000.00	7,720.00	-		7,720.00		2,280.00	77%	
	Total	1,142,073.00	846,386.26	203,562.28	-	1,049,948.54	-	92,124.46	92%	

(1) No retainage, balance to finish $35,457.44
(2) No retainage, balance to finish $3,500.11
(3) Materials for band storage not delivered until FY 15-16. Requesting to roll balance forward after completion of the audit.

Renovations / Maintenance Projects

Total Approved in Original Budget FY 15-16	**500,000.00**
Additional Approved Dec 2015	**1,500,000.00**
	2,000,000.00

Expenditures as of 01-11-16

Account Code	Account Description	Vendor	Description	Expenditures	Encumbered	Total
197-51-6249-00-103-699000	Brent Repair & Maintenance	The Deal Group	Interior entry renovation	12,942.00		12,942.00
197-51-6249-00-104-699000	Chavez Repair & Maintenance	The Deal Group	Interior entry renovation	7,842.00		7,842.00
197-51-6249-00-105-699000	Hackberry Repair & Maintenance	Haven Landscaping & Irrigation	Irrigation repair and landscaping	83,641.48		83,641.48
199-51-6299-00-001-699000	LEHS Electrical Service	The Deal Group	LEHS electrical service work	18,027.94		18,027.94
197-51-6299-00-041-699000	Middle School Misc Contracted Service	The Deal Group	Lakeside MS serving line	5,493.00		5,493.00
197-51-6299-00-041-699000	Middle School Misc Contracted Service	The Deal Group	7 LED wall packs with photo cell control	4,642.00		4,642.00
197-51-6299-00-105-699000	Hackberry Misc Contracted Service	The Deal Group	Exterior signs	13,124.00		13,124.00
197-51-6299-00-105-699000	Hackberry Misc Contracted Service	The Deal Group	Catch basin	-	2,048.00	2,048.00
197-51-6299-00-999-699000	Zellars Misc Contracted Service	The Deal Group	Lobo Lane signs	11,660.03		11,660.03
197-51-6299-00-999-699000	Zellars Misc Contracted Service	Perkins & Wills	School graphics	5,116.44		5,116.44
197-51-6299-00-999-699000	Zellars Misc Contracted Service	The Deal Group	Steel beam work, light fixtures	4,766.00		4,766.00
197-51-6299-01-001-699000	LEHS Landscaping	The Deal Group	Landscaping 5 flower beds	8,852.00		8,852.00
197-51-6299-01-001-699000	LEHS Landscaping	The Deal Group	Regrading at LEHS	2,368.00		2,368.00
197-51-6639-00-105-699000	Hackberry HVAC Controls	Climatec, LLC	HVAC controls replacement		83,975.00	83,975.00
197-81-6629-00-001-699003	LEHS Gym Lighting	Facility Solutions Group	Replace lighting in gym		51,719.44	51,719.44
197-81-6629-00-001-699003	LEHS Gym Lighting	Corgan Associates, Inc	Replace lighting in gym - architect	300.00		300.00
197-81-6629-00-041-699001	Powell Roof	CBS Roofing	Roof repair	68,515.00		68,515.00
197-81-6629-00-041-699006	Lakeside Irrigation System	The Deal Group	Irrigation	7,633.00		7,633.00
197-81-6629-00-041-699007	Powell Renovations Interior	The Deal Group	Room 210 architectural, electrical and data	9,068.75		9,068.75
197-81-6629-00-041-699007	Powell Renovations Interior	The Deal Group	Room 115 architectural	4,531.25		4,531.25
197-81-6629-00-041-699009	Middle School Restrooms	Corgan Associates, Inc	Architectural services	2,508.58		2,508.58
197-81-6629-00-042-699004	Prestwick STEM Canope	The Deal Group	Prestwick canope		24,956.00	24,956.00
197-81-6629-00-108-699002	Oak Point Canope	The Deal Group	Oak Point canope		25,796.00	25,796.00
197-81-6629-00-851-699005	Zellars - Concrete Sidewalk	The Deal Group	Front entry concrete	46,843.75		46,843.75
197-81-6629-00-851-699005	Zellars - Concrete Sidewalk	Corgan Associates, Inc	Front entry concrete - architect	400.00		400.00
197-81-6629-00-999-699008	Zellars Renov - Curriculum	The Deal Group	Renovations Curriculum Dept	39,054.55		39,054.55
197-81-6629-00-999-699008	Zellars Renov - Curriculum	Corgan Associates, Inc	Renovations Curriculum Dept - architect	600.00		600.00

Renovations / Maintenance Projects

Total Approved in Original Budget FY 15-16	**500,000.00**
Additional Approved Dec 2015	**1,500,000.00**
	2,000,000.00

Expenditures as of 01-11-16

Account Code	Account Description	Vendor	Description	Expenditures	Encumbered	Total
197-81-6629-00-999-699011	Zellars Renov - Technology	The Deal Group	Renovations Technology Dept	48,845.73	3,381.77	52,227.50
197-81-6629-00-999-699012	Zellars Renov - Bus Srvs	The Deal Group	Renovations Business Services	5,725.00	-	5,725.00
197-81-6629-01-042-699010	Band Storage Cabinets	Wenger Corporation	Prestwick band storage	40,399.00		40,399.00
						-
	Total			**452,899.50**	**191,876.21**	**644,775.71**

Available	**1,355,224.29**

89

Maintenance Furniture and Equipment Purchases

Total Approved in Original Budget FY 15-16	**252,001.00**
Add'l Approved Dec 2015	**500,000.00**
	752,001.00

Expenditures as of 01-11-16

Project Codes	Account Description	Vendor	Description	Expenditures	Encumbered	Total
196-11-6398-00-001-611000	Furn & Equip	Office Depot	Science room tables and chairs	-	16,868.11	16,868.11
196-11-6398-00-042-611000	Furn & Equip	Wilson Office Interiors	Prestwick classroom furniture	27,253.45	-	27,253.45
197-11-6398-00-105-611000	Hackberry Classroom Furniture	Office Depot	Furniture for collaborative areas	-	73,590.38	73,590.38
196-21-6398-00-821-699000	Curriculum Furniture	Office Depot	Furniture for Curriculum Dept		75,220.65	75,220.65
196-35-6398-00-105-699000	Hackberry Cafeteria	Office Depot	Cafeteria tables		23,855.80	23,855.80
196-36-6398-00-999-699000	Athletic Complex Equip	The Deal Group	TV's for Athletic Complex - 3 concession, 1 ticket booth, 1 pro shop	6,167.00	-	6,167.00
196-36-6639-00-001-699000	Band Trailer Modifications	Martin Truck Enterprises	Modifications to band trailer - lights, ramps, stairs, graphics and repair work		36,109.88	36,109.88
196-41-6299-00-741-699000	Student Srvs Install TVs	RAB Group, Inc	Install TVs Student Services Dept at LEHS and Zellars		5,555.00	5,555.00
196-41-6398-00-749-699000	Furn & Equip HR Dept	Office Depot	HR Dept conference room furniture	4,945.39	-	4,945.39
196-51-6639-00-851-699000	Equipment Maintenance	Sam Pack's Five Star Ford	Maintenance vehicles - 4 Transit Connect Cargo, 1 Transit Connect 5 Passenger	-	133,520.24	133,520.24
196-53-6398-00-826-699000	Technology Furniture	Office Depot	Furniture for Technology Dept	-	50,856.47	50,856.47
	Total			**38,365.84**	**415,576.53**	**453,942.37**

Available	**298,058.63**

Board Agenda Item

Little Elm Independent School District
300 Lobo Lane
Little Elm, Texas 75068

Board Mtg. Date **01-19-2016**	**Reports of the Superintendent** ☐	**Business Item** ☒	**Consent Agenda** ☐	**Reports, Routine Monthly** ☐	**Discussion Item** ☐

Subject:	**RESOLUTION FOR SECTON 8002 AUTHORIZED SIGNER**
Presenter or Contact Person:	Grant Anderson, CFO & Asst. Superintendent
Policy/Code:	N/A
Summary:	Impact Aid funding applications must be submitted by a Board approved Authorized Signer. The Resolution names Grant Anderson as an Authorized Signer for Section 8002 related documents.
Financial Implications:	Inability to produce evidence of a Board approved Authorized Signer could render the District ineligible for Section 8002 funding.
Attachments:	RESOLUTION FOR SECTION 8002 AUTHORIZED SIGNER
Recommendation:	**The Administration recommends approval of the RESOLUTION FOR SECTION 8002 AUTHORIZED SIGNER.**
Motion:	**I move that the Board approve the RESOLUTION FOR SECTION 8002 AUTHORIZED SIGNER as submitted.**

BOARD RESOLUTION TO NAME
AUTHORIZED SIGNOR FOR SECTION 8002 IMPACT AID

WHEREAS, Little Elm Independent School District is eligible for Federal aid under Section 8002 of the Elementary and Secondary Education Act; and

WHEREAS, an Annual Application submitted by an Authorized Signor is required for Section 8002 distributions; be it therefore

RESOLVED, that Grant Anderson, Assistant Superintendent of Finance and Operation Services and Chief Financial Officer of Little Elm Independent School District, is authorized to sign all Section 8002 related documentation for Little Elm Independent School District.

ADOPTED THIS ____ DAY OF JANUARY, 2016

LITTLE ELM INDEPENDENT SCHOOL DISTRICT

By:_____
President, Board of Trustees

Board Agenda Item

Little Elm Independent School District
300 Lobo Lane
Little Elm, Texas 75068

Board Mtg. Date **01-19-2016**	**Reports of the Superintendent** ☐	**Business Item** ☐	**Consent Agenda** ☒	**Reports, Routine Monthly** ☐	**Other** ☐

Subject:	**PERSONNEL MEMO**
Presenter or Contact Person:	Cleota Epps Executive Director for Human Resource Services
Policy/Code:	DCA, DCB, DC, and DCE, as appropriate.
Summary:	Executive Administration Contract Renewals.
Financial Implications:	There is no financial impact to the budget.
Attachments:	Executive Administration contract renewal memo.
Recommendation:	**The Administration recommends approval of the Executive Administration Contract Renewals as submitted.**
Motion:	**I move the Board approve the Executive Administration Contract Renewals as submitted.**

LITTLE ELM Independent School District

300 Lobo Lane
Little Elm, Texas. 75068

www.littleelmisd.net
972.292.1847

Department for Human Resource Services

DATE: January 6, 2016

TO: Cleota Epps, Executive Director for Human Resource Services

FROM: Lowell H. Strike, PhD., Superintendent

RE: Executive Administrative Contract Recommendations

Employee	Title	Campus	Current contract / Expiration	Recommended contract	Initial Recommendation
Matthew Gutierrez	Deputy Superintendent	Zellars	Term: 2014/16	Term: 2 year	LHS
Cyndy Mika	Assistant Superintendent for Curriculum and Learning Services	Zellars	Term: 2014/16	Term: 2 year	LHS
Ross Roberts	Assistant Superintendent for Student and Administrative Services	Zellars	Employee Agreement: 2015/16	Term: 2 year	LHS
Grant Anderson	Assistant Superintendent for Financial Operations	Zellars	Employee Agreement: 2015/16	Employee Agreement: 2 year	LHS
Cleota Epps	Executive Director for Human Resource Services	Zellars	Term: 2015/16	Term: 2 year	LHS
Rod Reeves	Executive Director for Facilities Planning	Zellars	Employee Agreement: 2015/16	Employee Agreement: 2 year	LHS

01/08/2016

"Quest for Quality"

Board Agenda Item

Little Elm Independent School District
300 Lobo Lane
Little Elm, Texas 75068

Board Mtg. Date **01-19-2016**	**Reports of the Superintendent** ☐	**Business Item** ☐	**Consent Agenda** ☒	**Reports, Routine Monthly** ☐	**Discussion Item** ☐

Subject:	**GIFTS AND DONATIONS**
Presenter or Contact Person:	Grant Anderson, CFO
Policy/Code:	Other Revenues – Grants from Private Sources – CDC (Local)
Summary:	List of new gifts and donations received by the District
Financial Implications:	Increase of General Fund revenues and increase in appropriate budgets.
Attachments:	Donation List
Recommendation:	**The Administration recommends approval of the Consent Agenda as submitted.**
Motion:	**I move that the Board approve the Consent Agenda as submitted**

LITTLE ELM INDEPENDENT SCHOOL DISTRICT
NEW DONATIONS FY 2015-16

Campus/Dept	Fund	Donation From	Description	Date	Monetary	Non-Monetary	Total
Communications Dept	818	Balfour Beatty Construction	Teacher Grants	01/13/16	1,500.00		1,500.00
Communications Dept	818	Edward Jones / Randy Farmer	Teacher Grants	01/13/16	300.00		300.00
					1,800.00	-	1,800.00