

Agenda of Regular Meeting

The Board of Trustees Little Elm ISD

A Regular Meeting of the Board of Trustees of Little Elm ISD will be held March 21, 2022, beginning at 6:00 PM in the Zellars Center for Learning and Leadership.

The subjects to be discussed or considered or upon which any formal action may be taken are as listed below. Items do not have to be taken in the order shown on this meeting notice.

Unless removed from the consent agenda, items identified within the consent agenda will be acted on at one time.

1. Call to Order Open Session in the Board Room at Zellars Center for Learning and Leadership on 300 Lobo Lane, Little Elm, Texas 75068.
2. The Board will recess into Closed Meeting in PL1 as permitted by the Texas Open Meetings Act Code Subchapter 551.072 & 551.074. The Board and Superintendent will discuss:
 - A. Personnel
 - B. Land
3. Pledge of Allegiance
4. Invocation
5. Introduction and Roll Call
6. Superintendent Spotlight
 - A. Little Elm High School - Students of the Month
Presenter: Elizabeth Priddy
 - B. President's Volunteer Award
Presenter: Elizabeth Priddy
 - C. Mayor's Math Challenge
Presenter: Daniel Gallagher
 - D. Recognition of TASBO Awards
Presenter: Shay Adams
7. Reports of the Superintendent
 - A. Curriculum and Learning Update 4
Presenter: Doug Sevier
 - B. Hail Damage Update 30
Presenter: Alfred Gaches
8. Citizen Input
Audience participation shall be permitted at regular Board meetings and shall be limited to the public comment portion designated for that purpose
9. Approval of Minutes 31
 - A. Consider Regular Board Meeting Minutes - February 28, 2022
Presenter: Sonia S. Flores
10. Action Items

A. Discuss and consider approval of Financial Reports - January 2022	35
Presenter: Jesse Wyse	
11. Consent Agenda	
A. Discuss and consider approval of Maximum Class Size Exemptions - Class Size Waivers	75
Presenter: Asheley Brown	
B. Discuss and consider approval of HB3 Full Day Pre-Kindergarten Exemption Waiver	77
Presenter: Dr. Ashley Glover	
C. Consider and consider approval of Request for Proposal #2022-001 Leased Fiber	79
Presenter: Gregg Burcham	
D. Discuss and consider approval of Request for Proposal #2021-004 Network Services and Equipment	81
Presenter: Gregg Burcham	
E. Discuss and consider approval of Little Elm ISD Expenditures over \$50,000 Summary Report	83
Presenter: Shay Adams	
F. Discuss and consider approval of Little Elm ISD Interlocal Summary Report	85
Presenter: Shay Adams	
G. Discuss and consider approval of Gifts and Donations	87
Presenter: Jesse Wyse	
12. Board President Comments	
Presenter: David Montemayor	
13. Board Comments	
14. Superintendent Comments	
15. Adjournment	

If, during the course of the meeting, the Board of Trustees should determine that a closed meeting should be conducted, the Board will conduct a closed meeting in accordance with the Texas Open Meetings Act, Texas Government Code Section 551.001 et seq. The meeting will be held by the School Board at the date, hour, and place given in this Notice or as soon after the commencement of the meeting covered by this Notice as the School Board may conveniently meet in such closed or executive meeting or session concerning any and all purposes permitted by the Act, including, but not limited to the following sections and purposes:

Texas Government Code Section:

551.071	Private consultation with the Board's attorney.
551.072	Discussing purchase, exchange, lease, or value of real property.
551.073	Discussing negotiated contracts for prospective gifts or donations.
551.074	Discussing personnel or to hear complaints against personnel.
551.075	To confer with employees of the school district to receive information or to ask questions.
551.076	Considering the deployment, specific occasions, for or implementation of security personnel or devices.
551.082	Considering discipline of a public school child, or complaint or charge against personnel.
551.0821	Considering personally identifiable information

- 551.083 about public school student.
Considering the standards, guidelines, terms, or conditions the board will follow, or will instruct its representatives to follow, in consultation with representatives of employees groups,
- 551.084 Excluding witnesses from a hearing.

Before any closed meeting is convened, the presiding officer will publicly identify the section or sections or the Act authorizing the closed meeting.

Should any final action, final decision, or final vote be required in the opinion of the School Board with regard to any matter considered in such closed or executive session, then the final action, final decision, or final vote shall be either:

- (a) in the open meeting covered by the Notice upon the reconvening of the public meeting, or
- (b) at a subsequent public meeting of the School Board upon notice thereof; as the School Board shall determine.

Superintendent

Original copy of this agenda was posted on the bulletin board at the Little Elm ISD Administration Building 72 hours prior to the scheduled meeting.

Sonia S. Flores

Board Agenda Item

Little Elm Independent School District

300 Lobo Lane

Little Elm, Texas 75068

Board Mtg. Date	Reports of the Superintendent	Action Item	Consent Agenda	Reports, Routine Monthly	Other
03-21-2022	<input checked="" type="checkbox"/>	<input type="checkbox"/>	<input type="checkbox"/>	<input type="checkbox"/>	<input type="checkbox"/>
Subject:	CURRICULUM AND LEARNING UPDATE				
Presenter or Contact Person:	Doug Sevier, Director for Curriculum and Learning				
Policy/Code:	N/A				
Strategic Plan Goal:	We will provide a guaranteed & viable curriculum that ensures all students have equal learning opportunities. We will engage each student in learning experiences that increase student growth and achievement. We will engage each employee in meaningful learning experiences that support student success.				
Summary:	The District will provide the Board with a curriculum and learning update.				
Financial Implications:	There is no financial impact to the budget.				
Attachments:	Curriculum and Learning Presentation				
Recommendation:	Item is for informational purposes only. No recommendation is necessary.				
Motion:	Item is for informational purposes only. No motion is necessary.				


Curriculum and Learning Update



5

MARCH 2022

NISE STEM Certification Update



6

NISE campus CERTIFICATION

2019-2020

Hackberry Elementary

Prestwick Elementary

7

NISE campus CERTIFICATION

2020-2021

Brent Elementary

Chavez Elementary

Strike Middle School

Walker Middle School

8

NISE campus CERTIFICATION

2021-2022

Lakeview Elementary

Oak Point Elementary

Little Elm High School

9

LAKEVIEW ELEMENTARY

8 teachers - 40.5% completed

OAK POINT ELEMENTARY

10 teachers - 21.8% Completed

10

LITTLE ELM HS

8 teachers - 43.8% completed

District Certification Update

Leadership Team:

Jennifer Culver *

Dr. Cyndy Mika

Doug Sevier

Jeff Wiseman

11

District Certification Update

Guiding Coalition:

Jennifer Culver *

Dr. Cyndy Mika

Amanda Ball

Christy Gibson

Doug Sevier

Gerald Muhammad

Dr. JJ Ayers

Jeff Wiseman

Kelly Hastings

Michelle Wood

Tanya Wierzbicki

Kelley Carr

Kim Chow-Jackson

Ashlee Smith



12

District Certification Update

Activities to Date:

- Shared Understanding of STEM
- Classroom Observations and Walkthroughs ¹³
- Teacher Survey
- Leadership Interviews
- Data Analysis

Assessment Update



14

Assessment Update

TELPAS:

February 21 - April 1

TELPAS Alternate:

February 21 - April 1

15

Assessment Update

STAAR Alternate:

March 28 - April 29

STAAR EOC:

English I - April 5

English II - April 7

Algebra - May 3 - 6

Biology - May 3 - 6

US History - May 3 - 6

16

Assessment Update

STAAR Grades 3-5

Math grades 3-5 - May 10

Science grade 5 - May 11

Reading grades 3-5 - May 12

17

Assessment Update

STAAR Grades 6-8

Science 8 - May 5

Social Studies 8 - May 6

Math 6-8 - May 10

Reading 6-8 - May 11

18

December 2021 EOC Scores

Assessment	Number Tested	Met Standard
Algebra	172	23%
Biology	90	16%
English I	163	17%
English II	131	18%
US History	62	50%

19



Little Elm ISD

Engage Equip Empower

Algebra EOC 2016-2021

Admin	STAAR - Number Tested	STAAR - Average Scale Score	STAAR - Did Not Meet - %	STAAR - Approaches - %	STAAR - Meets - %	STAAR - Masters - %
Fall 2017	69	3419	77%	23%	6%	3%
Fall 2018	59	3456	64%	36%	3%	0%
Fall 2019	83	3498	69%	31%	8%	2%
Fall 2020	50	3379	72%	28%	0%	0%
Fall 2021	172	3396	77%	23%	2%	1%

Biology EOC 2017-2021

Admin	STAAR - Number Tested	STAAR - Average Scale Score	STAAR - Did Not Meet - %	STAAR - Approaches - %	STAAR - Meets - %	STAAR - Masters - %
Fall 2017	56	3466	63%	38%	4%	0%
Fall 2018	44	3447	64%	36%	0%	0%
Fall 2019	50	3424	78%	22%	6%	0%
Fall 2020	39	3566	51%	49%	5%	0%
Fall 2021	90	3404	84%	16%	3%	2%

21

English I EOC 2017-2021

Admin	STAAR - Number Tested	STAAR - Average Scale Score	STAAR - Did Not Meet - %	STAAR - Approaches - %	STAAR - Meets - %	STAAR - Masters - %
Fall 2017	178	3495	81%	19%	4%	0%
Fall 2018	155	3558	77%	23%	6%	0%
Fall 2019	191	3540	75%	25%	8%	0%
Fall 2020	124	3579	71%	29%	12%	0%
Fall 2021	163	3502	83%	17%	5%	0%

22

English II EOC 2017-2021

Admin	STAAR - Number Tested	STAAR - Average Scale Score	STAAR - Did Not Meet - %	STAAR - Approaches - %	STAAR - Meets - %	STAAR - Masters - %
Fall 2017	135	3535	76%	24%	8%	0%
Fall 2018	134	3478	85%	15%	5%	0%
Fall 2019	128	3588	70%	30%	13%	0%
Fall 2020	74	3618	66%	34%	16%	0%
Fall 2021	131	3431	82%	18%	6%	1%

23

US History EOC 2017-2021

Admin	STAAR - Number Tested	STAAR - Average Scale Score	STAAR - Did Not Meet - %	STAAR - Approaches - %	STAAR - Meets - %	STAAR - Masters - %
Fall 2017	28	3572	50%	50%	14%	11%
Fall 2018	36	3712	28%	72%	14%	8%
Fall 2019	39	3682	46%	54%	21%	8%
Fall 2020	23	3944	17%	83%	43%	22%
Fall 2021	62	3593	50%	50%	18%	6%

24

HB3 PK Waiver Update

25

TEA PK Exemption Renewal Process

Call for Partnerships

- Meeting February 16
 - no possible partners attended
- Proposals due March 4, 2022
 - No Proposals Received
- Recommendation to file exemption without entering a partnership during consent items tonight

26

TEA PK Exemption 2022 and Beyond

Summer 2022 - Spring 2023

- Convert Zellars Center for Learning and Leadership to Zellars Early Childhood Center

27

TEA PK Exemption 2022 and Beyond

School Year 2022-2023

- Increase enrollment in the 2 bilingual PK rooms added this year
 - adding PK paras to provide equity and increase enrollment to 22:1

28

School Year 2023 - 2024

- Open Zellars Early Childhood Center for full day PK for all eligible 4 year olds

Questions?



29

Board Agenda Item

Little Elm Independent School District
300 Lobo Lane
Little Elm, Texas 75068

Board Mtg. Date	Reports of the Superintendent	Action Item	Consent Agenda	Reports, Routine Monthly	Other
03-21-2022	<input checked="" type="checkbox"/>	<input type="checkbox"/>	<input type="checkbox"/>	<input type="checkbox"/>	<input type="checkbox"/>
Subject:	Hail Damage Update				
Presenter or Contact Person:	Alfred Gaches, Executive Director for Operational Services				
Policy/Code:	N/A				
Summary:	Update of hail damage sustained during the last hail storm.				
Financial Implications:	There is no financial impact to the budget.				
Attachments:	N/A				
Recommendation:	Item is for informational purposes only. No recommendation is necessary.				
Motion:	Item is for information purposes only. No motion is necessary.				

Board Agenda Item

Little Elm Independent School District

300 Lobo Lane

Little Elm, Texas 75068

Board Mtg. Date	Reports of the Superintendent	Action Item	Consent Agenda	Reports, Routine Monthly	Other
3-21-2022	<input type="checkbox"/>	<input checked="" type="checkbox"/>	<input type="checkbox"/>	<input type="checkbox"/>	<input type="checkbox"/>
Subject:	REGULAR BOARD MEETING MINUTES - 2/28/2022.				
Presenter or Contact Person:	Sonia S. Flores				
Policy/Code:	N/A				
Strategic Plan Goal:	N/A				
Summary:	Board Meeting Minutes for February 28, 2022.				
Financial Implications:	There is no financial impact to the budget.				
Attachments:	Meeting Minutes				
Recommendation:	The Administration recommends the approval of the Regular Board Meeting Minutes for February 28, 2022.				
Motion:	I move that the Board approve the attached Regular Board Meeting Minutes for February 28, 2022.				

Minutes of Regular Meeting

The Board of Trustees Little Elm ISD

A Regular Meeting of the Board of Trustees of Little Elm ISD will be held February 28, 2022, beginning at 6:00 PM in the Zellars Center for Learning and Leadership.

PRESENT: President David Montemayor, Vice President Jason Olson, Secretary Dan Blackwood, Trustee Monique Thompson, Trustee Melissa Myers, Trustee Alejandro Flores, and Superintendent Daniel Gallagher.

ABSENT: Trustee DeLeon English.

The subjects to be discussed or considered or upon which any formal action may be taken are as listed below. Items do not have to be taken in the order shown on this meeting notice.

Unless removed from the consent agenda, items identified within the consent agenda will be acted on at one time.

1. Call to Order Open Session in the Board Room at Zellars Center for Learning and Leadership on 300 Lobo Lane, Little Elm, Texas 75068. The meeting was called to order at 6:01 pm by President David Montemayor.
2. The Board recessed into Closed Meeting in PL1 at 6:01 pm as permitted by the Texas Open Meetings Act Code Subchapter 551.071, 551.072 & 551.074. The Board and Superintendent discussed:
 - A. Private consultation with the Board's attorney
 - B. Personnel
 - C. LandThe Board reconvened at 7:07 pm.
3. Pledge of Allegiance
The Board led those present to The Pledges of The United States Flag and The Texas Flag.
4. Invocation
There was no invocation
5. Introduction and Roll Call
6. Superintendent Spotlight
 - A. Little Elm High School - Students of the Month
Dr. Elizabeth Priddy presented student Emily Mills with the student of the month recognition.
7. Reports of the Superintendent
 - A. Curriculum and Learning Update
Dr. Cyndy A. Mika presented the following to the Board:
 - Blended Learning in LEISD
 - ESSER Funds Update
 - Professional Learning Update
 - PLC Implementation and Support 2022-2023

- Questions?
- B. HB3 Full Day Pre-Kindergarten Exemption Waiver Renewal Update

Dr. Cyndy A. Mika shared the following with the Board:

- Background
- TEA PK Exemption Renewal Process
- Questions?

8. Citizen Input

Audience participation shall be permitted at regular Board meetings and shall be limited to the public comment portion designated for that purpose

There was no citizen input.

9. Approval of Minutes

A. Discuss and consider approval of the Regular Board Meeting Minutes - 1/24/2022

Ms. Sonia S. Flores presented this item to the Board. Vice President Jason Olson made the first motion to approve as submitted. Secretary Dan Blackwood seconded the motion. The motion passed (6-0).

B. Discuss and consider approval of Special Meeting Minutes - 2/07/2022

Ms. Sonia S. Flores shared this item with the Board. Secretary Dan Blackwood made the first motion to approve as submitted. Trustee Monique Thompson seconded the motion. The motion passed (6-0).

10. Action Items

A. Discuss and consider approval of DPH Docket No. 051-SE-1021

Ms. Lesa Shocklee shared this item with the Board in Closed Session. Vice President Jason Olson made the first motion to approve as discussed in closed session. Secretary Dan Blackwood seconded the motion. The motion passed (4-2). Trustees Melissa Myers and Alejandro Flores abstained from voting.

B. Discuss and consider approval of 2022-2023 Administrator Contracts

Ms. Asheley Brown briefed the Board about this item. These are the recommendations made by Superintendent for administrator positions. Secretary Dan Blackwood made the first motion to approve as submitted. Trustee Monique Thompson seconded the motion. The motion passed (6-0).

C. Discuss and consider approval of the 2022-2023 FTE's for District Growth and Needs

Ms. Asheley Brown presented the following to the Board:

- Personnel Preview Process
- Program Services to Students & Staff
- Special Populations Growth
- Campus Growth

Secretary Dan Blackwood made the first motion to approve as submitted. Vice President Jason Olson seconded the motion. The motion passed (6-0).

D. Discuss and consider approval of the Financial Reports - December 2021

Mr. Jesse Wyse briefed the Board about the following:

- General Fund
- Budget Recap
- Capital Outlay Fund
- 2021-22 Debt Service
- Financials in board packet

Vice President Jason Olson made the first motion to approve as submitted. Trustee Monique Thompson seconded the motion. The motion passed (6-0).

E. Discuss and consider approval of the Resolution to Authorize Administrative Response to Winter Weather Emergency

Ms. Shay Adams briefed the Board on this item. As stated in policy DEA (LOCAL) and included in the District of Innovation Plan for LEISD, the District has the authority to

waive days for employees as needed in the best interest of the District due to bad weather. Trustee Monique Thompson made the first motion to approve as submitted. Secretary Dan Blackwood seconded the motion. The motion passed (6-0).

F. Discuss and consider approval of the Professional Services Proposal from Corgan
Mr. Rick Martin shared this item with the Board. This is the proposal from CORGAN Architects to design the expansion of the welding lab at LEHS. Vice President Jason Olson made the first motion to approve this item as submitted. Secretary Dan Blackwood seconded the motion. The motion passed (6-0).

11. Consent Agenda

A. Discuss and consider approval of the District Innovation Intent to Renew
This item was pulled from Consent Agenda for next month

B. Discuss and consider approval of Application for Teacher Data Portal of the Texas Assessment Management System Waiver

This item was pulled from the consent agenda for clarification. After additional information was provided Trustee Alejandro Flores made the first motion to approve this item as submitted. Trustee Monique Thompson seconded the motion. The motion passed (6-0).

C. Discuss and consider approval of the Application for Modified Schedule for State Assessment Testing Days Waiver

This item was pulled from the consent agenda for clarification. After additional information was provided Trustee Alejandro Flores made the first motion to approve this item as submitted. Trustee Monique Thompson seconded the motion. The motion passed (6-0).

D. Discuss and consider approval of Staff Development Waiver for 2022-2023

E. Discuss and consider approval of the Application for Foreign Exchange Student Waiver

F. Discuss and consider approval of Little Elm ISD Interlocal Summary Report

G. Discuss and consider approval of Little Elm ISD Expenditures over \$50,000 Summary Report

H. Discuss and consider approval of the Annual Investment Report and Policy

I. Discuss and consider approval of Gifts and Donations

J. Discuss and consider approval of Lakeside Change Order #2

Secretary Dan Blackwood made the first motion to approve the consent agenda as submitted with the exception of Items A, B, & C. Vice President Jason Olson seconded the motion. The motion passed (6-0)

12. Board President Comments

President David Montemayor wished Dr. Thompson a Happy Birthday. Mr. Montemayor also thanked Dr. Cyndy Mika for all of her work over the years.

13. Board Comments

Trustee Alejandro Flores wished Dr. Thompson a Happy Birthday and also requested a hail damage report.

Secretary Dan Blackwood and Vice President Jason Olson congratulated Dr. Mika and wished Dr. Thompson a Happy Birthday.

Trustee Monique Thompson wished herself a Happy Birthday and an early Happy Birthday to Lesa Shocklee. Dr. Thompson is happy to see all the FTEs and congratulated Dr. Mika.

14. Superintendent Comments

Mr. Daniel Gallagher thanked the Board and staff for their work.

15. Adjournment

Trustee Monique Thompson made the first motion to adjourn the meeting. Vice President Jason Olson seconded the motion. The motion passed (6-0).

The meeting adjourned at 8:18 pm.

Board Agenda Item

Little Elm Independent School District

300 Lobo Lane

Little Elm, Texas 75068

	Reports of the Superintendent	Action Item	Consent Agenda	Reports, Routine Monthly	Other
Board Mtg. Date 03-21-2022	<input type="checkbox"/>	<input checked="" type="checkbox"/>	<input type="checkbox"/>	<input type="checkbox"/>	<input type="checkbox"/>
Subject:	FINANCIAL REPORTS - JANUARY 2022				
Presenter or Contact Person:	Jesse Wyse, Director of Budget and Finance				
Policy/Code:	Board Legal Status Powers and Duties - BAA (LOCAL) Annual Operating Budget - CE (LOCAL)				
Strategic Plan Goal:	Ensuring Fiscal Health & Sustainability				
Summary:	Monthly financial reports prepared by Business Services Department				
Financial Implications:	Increase in General Fund revenues and increase in appropriate expenditure budgets				
Attachments:	1) Budget Amendment Reports 2) Financial Reports Statement of Unaudited Revenue and Expenditures Financial Statements for Special Revenue Funds Cash Flow Statements Bank and Investment Reconciliations Reports for Current Investments by Fund Property Tax Collection Reports Capital Project Reports				

Recommendation: | **The Administration recommends approval of the January 2022 Financial Reports as presented.**

Motion: | **I move that the Board approve the January 2022 Financial Reports as presented.**



Budget Amendment Reports
March 4, 2022

The Texas Education Code requires Board approval of the budget for the General Operating, Debt Service and Child Nutrition Funds. The following summary reports of budget revisions, adjustments, and transfers are being submitted to the Board of Trustees for adoption/ratification.

General Operating Fund

No budget adjustments to report.

Debt Service Fund

No budget adjustments to report.

Child Nutrition Fund

No budget adjustments to report.

Little Elm Independent School District
GENERAL OPERATING
Fiscal Year Ending August 31, 2022

	Original Budget	Revised Budget	3/4/2022 Amendments	Proposed Amended Budget
REVENUES:				
5700 Local Revenue	60,677,086	60,691,502	-	60,691,502
5800 State Program Revenues	21,504,495	21,557,183	-	21,557,183
5900 Federal Program Revenues	1,750,000	1,750,000	-	1,750,000
Total Revenue	83,931,581	83,998,685	-	83,998,685
EXPENDITURES:				
11 Instruction	46,255,713	46,306,490	-	46,306,490
12 Library Services	805,939	980,939	-	980,939
13 Staff Development	3,079,123	3,128,010	-	3,128,010
21 Instructional Admin	1,462,487	1,580,978	-	1,580,978
23 Campus Administration	5,000,424	5,051,424	-	5,051,424
31 Guidance & Counseling	2,945,419	2,660,419	-	2,660,419
32 Attendance & Social Services	37,300	37,300	-	37,300
33 Health Services	680,727	705,727	-	705,727
34 Student Transportation	2,987,225	2,987,225	-	2,987,225
35 Food Services	200,351	121,351	-	121,351
36 Co-curricular Activities	3,047,504	3,087,453	-	3,087,453
41 General Administration	3,529,266	3,529,266	-	3,529,266
51 Plant Maintenance	9,886,754	9,716,754	-	9,716,754
52 Security	1,058,781	1,148,781	-	1,148,781
53 Data Processing	1,723,072	1,743,072	-	1,743,072
61 Community Services	60,296	45,296	-	45,296
71 Debt Services	-	-	-	-
81 Facilities	25,007	22,007	-	22,007
91 Contracted Instr Between Schools	626,193	626,193	-	626,193
95 Payments to JUV Justice Alt	5,000	5,000	-	5,000
99 Intergovernmental Charges	515,000	515,000	-	515,000
Total Expenditures	83,931,581	83,998,685	-	83,998,685
00 Other Resources	-	241,742	-	241,742
00 Other Uses	-	(241,742)	-	(241,742)
NET SURPLUS / (DEFICIT)	-	-	-	-

Little Elm Independent School District
DEBT SERVICE
Fiscal Year Ending August 31, 2022

	Original Budget	Revised Budget	3/4/2022 Amendments	Proposed Amended Budget
REVENUES:				
5700 Local Revenue	28,075,275	28,075,275	-	28,075,275
5800 State Program Revenues	250,000	250,000	-	250,000
5900 Federal Program Revenues	-	-	-	-
Total Revenue	28,325,275	28,325,275	-	28,325,275
EXPENDITURES:				
71 Debt Service - Principal	11,901,268	11,901,268	-	11,901,268
71 Debt Service - Interest	16,404,007	16,404,007	-	16,404,007
71 Debt Service - Fees	20,000	20,000	-	20,000
Total Expenditures	28,325,275	28,325,275	-	28,325,275
00 Other Resources	-	-	-	-
00 Other Uses	-	-	-	-
NET SURPLUS / (DEFICIT)	-	-	-	-

Little Elm Independent School District
CHILD NUTRITION
Fiscal Year Ending August 31, 2022

	Original Budget	Revised Budget	3/4/2022 Amendments	Proposed Amended Budget
REVENUES:				
5700 Local Revenue	499,398	499,398	-	499,398
5800 State Program Revenues	16,300	16,300	-	16,300
5900 Federal Program Revenues	4,700,668	4,700,668	-	4,700,668
Total Revenue	5,216,366	5,216,366	-	5,216,366
EXPENDITURES:				
35 Food Services	5,216,366	5,516,330	-	5,516,330
Total Expenditures	5,216,366	5,516,330	-	5,516,330
00 Other Resources	-	-	-	-
00 Other Uses	-	-	-	-
NET SURPLUS / (DEFICIT)	-	(299,964)		(299,964)



Financial Reports
March 4, 2022

Each month, financial reports are prepared detailing the status of the District's budget as of the most recent accounting period. To increase financial transparency, the following reports are included.

- Statements of Unaudited Revenues and Expenditures for the General Fund, Debt Service Fund and Child Nutrition Fund
 - Expenditures Summarized by Function
 - Expenditures Summarized by Function and Object
- Financial Statements for the Special Revenue Funds 2XX, 3XX and 4XX and Fund 720 Child Care
- Cash Flow Statements
- Bank and Investment Reconciliations
- Reports for Current Investments by Fund
- Property Tax Collection Reports
- Capital Project Reports

All reports are as of January 31, 2022 except for the capital project reports which are as of February 28, 2022.

The financial statements for the Special Revenue Funds 2XX, 3XX and 4XX and Child Care Fund 720 are to provide specific information about funds received through federal, state and local sources that are accounted for outside the General Operating Fund.

Statement of Unaudited Revenues and Expenditures
 LITTLE ELM I.S.D
 Budget vs. Actual As of January
 GENERAL OPERATING FUND 1XX 2021-2022

Obj / Func	Description	Annual Budget	YTD Actual	YTD Encumbrance	Variance	Percent To Total
REVENUES:						
5700	REVENUE-LOCAL AND INTERMEDIATE	60,691,502.00	-53,171,954.69	.00	7,519,547.31	78.27%
5800	STATE PROGRAM REVENUES	21,557,183.00	-14,098,097.92	.00	7,459,085.08	20.75%
5900	FEDERAL PROGRAM REVENUES	1,750,000.00	-666,801.40	.00	1,083,198.60	.98%
5000	Total Revenues	83,998,685.00	-67,936,854.01	.00	16,061,830.99	100.00%
EXPENDITURES:						
11	INSTRUCTION	-46,306,490.00	21,810,499.27	927,633.72	-23,568,357.01	58.93%
12	INSTRUCTIONAL RESOURCES/MEDIA	-980,939.00	529,120.51	12,183.79	-439,634.70	1.43%
13	CURRICULUM & STAFF DEVELOPMENT	-3,128,010.00	1,207,382.64	91,541.80	-1,829,085.56	3.26%
21	INSTRUCTIONAL LEADERSHIP	-1,580,978.00	636,999.54	35,952.45	-908,026.01	1.72%
23	SCHOOL LEADERSHIP	-5,051,424.00	1,998,508.81	23,151.25	-3,029,763.94	5.40%
31	GUIDANCE AND COUNSELING SVS	-2,660,419.00	1,008,760.28	93,362.44	-1,558,296.28	2.73%
32	SOCIAL WORK SERVICES	-37,300.00	32,000.00	.00	-5,300.00	.09%
33	HEALTH SERVICES	-705,727.00	312,910.90	2,533.76	-390,282.34	.85%
34	STUDENT TRANSPORTATION	-2,987,225.00	1,294,777.13	18,868.03	-1,673,579.84	3.50%
35	FOOD SERVICES	-121,351.00	59,716.98	.00	-61,634.02	.16%
36	CO-CURRICULAR ACTIVITIES	-3,087,453.00	1,058,564.96	121,975.76	-1,906,912.28	2.86%
41	GENERAL ADMINISTRATION	-3,529,266.00	1,412,394.38	92,130.34	-2,024,741.28	3.82%
51	PLANT MAINTENANCE & OPERATION	-9,716,754.00	3,873,146.50	1,582,156.54	-4,261,450.96	10.46%
52	SECURITY & MONITORING SERVICES	-1,148,781.00	503,687.08	50,542.79	-594,551.13	1.36%
53	DATA PROCESSING SERVICES	-1,743,072.00	781,605.94	74,036.81	-887,429.25	2.11%
61	COMMUNITY SERVICES	-45,296.00	14,209.66	.00	-31,086.34	.04%
81	FACILITIES ACQ & CONSTRUCTION	-22,007.00	6,838.59	.00	-15,168.41	.02%
91	CONTRACTED INST BETWEEN SCHOOL	-626,193.00	224,870.00	.00	-401,323.00	.61%
95	PAYMENTS TO JUV JUSTICE ALTERN	-5,000.00	.00	.00	-5,000.00	.00%
99	INTERGOVERNMENTAL CHARGES	-515,000.00	246,911.29	.00	-268,088.71	.67%
6000	Total Expenditures	-83,998,685.00	37,012,904.46	3,126,069.48	-43,859,711.06	100.02%
OPERATING TRANSFERS:						
7919	INSURANCE PROCEEDS	241,742.00	-187,035.39	.00	54,706.61	
7000	Total Other Resources/Non-Operating Rev	241,742.00	-187,035.39	.00	54,706.61	
8913	EXTRAORDINARY ITEMS	-241,742.00	32,122.24	20,076.73	-189,543.03	
8000	Total Other Uses/Non-Operating Exp	-241,742.00	32,122.24	20,076.73	-189,543.03	
Total Operating Transfers		.00	-154,913.15			
3000 Fund Balance - September (Unaudited)		33,953,475.74	-33,953,475.74			
3000 Year to Date Fund Balance (Unaudited)		33,953,475.74	-65,032,338.44			

End of Report

Statement of Unaudited Revenues and Expenditures
 LITTLE ELM I.S.D
 Budget vs. Actual As of January
 DEBT SERVICE FUND 511 2021-2022

Obj / Func	Description	Annual Budget	YTD Actual	YTD Encumbrance	Variance	Percent To Total
REVENUES:						
5700	REVENUE-LOCAL AND INTERMEDIATE	28,075,275.00	-25,772,788.59	.00	2,302,486.41	99.09%
5800	STATE PROGRAM REVENUES	250,000.00	-236,465.00	.00	13,535.00	.91%
5000	Total Revenues	28,325,275.00	-26,009,253.59	.00	2,316,021.41	100.00%
EXPENDITURES:						
71	DEBT SERVICE	-28,325,275.00	2,500.00	.00	-28,322,775.00	100.00%
6000	Total Expenditures	-28,325,275.00	2,500.00	.00	-28,322,775.00	100.00%
	Total Operating Transfers	.00	.00			
3000	Fund Balance - September (Unaudited)	7,170,399.52	-7,170,399.52			
3000	Year to Date Fund Balance (Unaudited)	7,170,399.52	-33,177,153.11			

End of Report

Statement of Unaudited Revenues and Expenditures
 LITTLE ELM I.S.D
 Budget vs. Actual As of January
 CHILD NUTRITION FUND 240 2021-2022

Obj / Func	Description	Annual Budget	YTD Actual	YTD Encumbrance	Variance	Percent To Total
REVENUES:						
5700	REVENUE-LOCAL AND INTERMEDIATE	499,398.00	-392,464.84	.00	106,933.16	14.85%
5800	STATE PROGRAM REVENUES	16,300.00	.00	.00	16,300.00	.00%
5900	FEDERAL PROGRAM REVENUES	4,700,668.00	-2,250,922.19	.00	2,449,745.81	85.15%
5000	Total Revenues	5,216,366.00	-2,643,387.03	.00	2,572,978.97	100.00%
EXPENDITURES:						
35	FOOD SERVICES	-5,516,330.00	2,012,335.55	818,943.18	-2,685,051.27	100.00%
6000	Total Expenditures	-5,516,330.00	2,012,335.55	818,943.18	-2,685,051.27	100.00%
	Total Operating Transfers	.00	.00			
3000	Fund Balance - September (Unaudited)	1,315,071.73	-1,315,071.73			
3000	Year to Date Fund Balance (Unaudited)	1,015,107.73	-1,946,123.21			

End of Report

General Operating Funds

- 163 PAYROLL CLEARING
- 164 ACCOUNTS PAYABLE CLEARING
- 183 ATHLETICS
- 192 PY DEFERRED STATE FUNDING
- 193 PAYROLL
- 194 GEN OPER JANITORIAL
- 195 TECHNOLOGY INFRASTRUCTURE
- 196 MAINTENANCE FURN & EQUIP
- 197 MAINTENANCE RENOVATIONS
- 199 GENERAL FUND

Special Revenue Funds

- 240 NATL BREAKFAST/LUNCH PROGRAM

Interest & Sinking Funds

- 511 DEBT SERVICE FUND

Combined Funds Board Report
 Comparison of Revenue to Budget
 LITTLE ELM I.S.D
 As of January

	<u>Estimated Revenue</u>	<u>Realized Revenue</u>	<u>Realized Revenue To Date</u>	<u>Revenue Balance</u>	<u>Percent Realized</u>
General Operating Funds					
5700 - REVENUE-LOCAL AND INTERMEDIATE					
5710 - LOCAL REAL/PERS PROPERTY TAXES	59,494,086.00	-16,176,863.29	-52,681,226.54	6,812,859.46	88.55%
5730 - TUITION AND FEES	14,416.00	-2,268.92	-19,402.29	-4,986.29	134.59%
5740 - OTHER REVENUES LOCAL SOURCES	1,033,000.00	-121,063.18	-334,093.64	698,906.36	32.34%
5750 - REVENUES-COCURRIC/ENTERPRISING	150,000.00	-5,993.00	-137,232.22	12,767.78	91.49%
Total 5700 - REVENUE-LOCAL AND INTERMEDIATE	60,691,502.00	-16,306,188.39	-53,171,954.69	7,519,547.31	87.61%
5800 - STATE PROGRAM REVENUES					
5810 - PER CAPITA/FOUNDATION REVENUES	17,242,873.00	.00	-12,578,252.00	4,664,621.00	72.95%
5830 - REV/STATE AGENCIES (NOT TEA)	4,314,310.00	-308,295.25	-1,519,845.92	2,794,464.08	35.23%
Total 5800 - STATE PROGRAM REVENUES	21,557,183.00	-308,295.25	-14,098,097.92	7,459,085.08	65.40%
5900 - FEDERAL PROGRAM REVENUES					
5920 - FED REV DISTRIBUTED BY TEA	800,000.00	-428,599.00	-463,902.95	336,097.05	57.99%
5930 - FED REV DIST BY STATE(NOT TEA)	950,000.00	-6,846.06	-202,898.45	747,101.55	21.36%
Total 5900 - FEDERAL PROGRAM REVENUES	1,750,000.00	-435,445.06	-666,801.40	1,083,198.60	38.10%
5000 Total REVENUES	83,998,685.00	-17,049,928.70	-67,936,854.01	16,061,830.99	80.88%

Combined Funds Board Report
 Comparison of Revenue to Budget
 LITTLE ELM I.S.D
 As of January

	<u>Estimated Revenue</u>	<u>Realized Revenue</u>	<u>Realized Revenue To Date</u>	<u>Revenue Balance</u>	<u>Percent Realized</u>
General Operating Funds					
7900 - OTHER USES					
7910 - OTHER RESOURCES	241,742.00	.00	-187,035.39	54,706.61	77.37%
Total 7900 - OTHER RESOURCE ACCOUNTS	241,742.00	.00	-187,035.39	54,706.61	77.37%
7000 Total OTHER RESOURCES ACCOUNTS	241,742.00	.00	-187,035.39	54,706.61	77.37%

Combined Funds Board Report
 Comparison of Expenditures and Encumbrances to Budget
 LITTLE ELM I.S.D
 As of January

	<u>Appropriation</u>	<u>Encumbrance</u>	<u>Current Expenditure</u>	<u>Expenditure To Date</u>	<u>Balance</u>	<u>Percent Expended</u>
General Operating Funds						
11 - INSTRUCTION						
6100 - PAYROLL COSTS	-41,462,523.00	.00	4,183,294.85	19,810,678.57	-21,651,844.43	47.78%
6200 - PROFESSIONAL & CONTRACTED SVS	-1,965,711.00	139,649.09	133,800.28	958,971.91	-867,090.00	48.78%
6300 - SUPPLIES AND MATERIALS	-2,462,009.00	736,232.63	54,649.14	898,225.82	-827,550.55	36.48%
6400 - OTHER OPERATING COSTS	-416,247.00	51,752.00	1,747.80	142,622.97	-221,872.03	34.26%
Total Function 11 INSTRUCTION	-46,306,490.00	927,633.72	4,373,492.07	21,810,499.27	-23,568,357.01	47.10%
12 - INSTRUCTIONAL RESOURCES/MEDIA						
6100 - PAYROLL COSTS	-835,171.00	.00	91,547.41	467,485.94	-367,685.06	55.97%
6200 - PROFESSIONAL & CONTRACTED SVS	-24,175.00	.00	187.42	15,642.03	-8,532.97	64.70%
6300 - SUPPLIES AND MATERIALS	-114,473.00	12,183.79	10,789.31	44,215.15	-58,074.06	38.62%
6400 - OTHER OPERATING COSTS	-7,120.00	.00	1,553.00	1,777.39	-5,342.61	24.96%
Total Function 12 INSTRUCTIONAL	-980,939.00	12,183.79	104,077.14	529,120.51	-439,634.70	53.94%
13 - CURRICULUM & STAFF DEVELOPMENT						
6100 - PAYROLL COSTS	-2,431,423.00	.00	165,882.16	847,057.41	-1,584,365.59	34.84%
6200 - PROFESSIONAL & CONTRACTED SVS	-321,019.00	68,684.97	29,100.93	202,928.75	-49,405.28	63.21%
6300 - SUPPLIES AND MATERIALS	-134,351.00	6,043.95	4,082.46	73,661.50	-54,645.55	54.83%
6400 - OTHER OPERATING COSTS	-241,217.00	16,812.88	10,085.68	83,734.98	-140,669.14	34.71%
Total Function 13 CURRICULUM & STAFF	-3,128,010.00	91,541.80	209,151.23	1,207,382.64	-1,829,085.56	38.60%
21 - INSTRUCTIONAL LEADERSHIP						
6100 - PAYROLL COSTS	-1,335,101.00	.00	113,109.73	565,948.99	-769,152.01	42.39%
6200 - PROFESSIONAL & CONTRACTED SVS	-47,842.00	1,315.94	270.99	14,540.16	-31,985.90	30.39%
6300 - SUPPLIES AND MATERIALS	-100,792.00	6,163.30	464.14	35,032.77	-59,595.93	34.76%
6400 - OTHER OPERATING COSTS	-97,243.00	28,473.21	1,513.29	21,477.62	-47,292.17	22.09%
Total Function 21 INSTRUCTIONAL LEADERSHIP	-1,580,978.00	35,952.45	115,358.15	636,999.54	-908,026.01	40.29%
23 - SCHOOL LEADERSHIP						
6100 - PAYROLL COSTS	-4,809,545.00	.00	382,771.82	1,915,379.42	-2,894,165.58	39.82%
6200 - PROFESSIONAL & CONTRACTED SVS	-59,955.00	7,273.57	2,680.37	9,579.36	-43,102.07	15.98%
6300 - SUPPLIES AND MATERIALS	-89,817.00	9,089.42	5,568.04	43,370.74	-37,356.84	48.29%
6400 - OTHER OPERATING COSTS	-92,107.00	6,788.26	4,360.30	30,179.29	-55,139.45	32.77%
Total Function 23 SCHOOL LEADERSHIP	-5,051,424.00	23,151.25	395,380.53	1,998,508.81	-3,029,763.94	39.56%
31 - GUIDANCE AND COUNSELING SVS						
6100 - PAYROLL COSTS	-2,265,198.00	.00	174,350.01	857,844.80	-1,407,353.20	37.87%
6200 - PROFESSIONAL & CONTRACTED SVS	-316,985.00	81,557.00	29,557.80	140,979.96	-94,448.04	44.48%

Combined Funds Board Report
 Comparison of Expenditures and Encumbrances to Budget
 LITTLE ELM I.S.D
 As of January

	<u>Appropriation</u>	<u>Encumbrance</u>	<u>Current Expenditure</u>	<u>Expenditure To Date</u>	<u>Balance</u>	<u>Percent Expended</u>
General Operating Funds						
6300 - SUPPLIES AND MATERIALS	-51,682.00	8,168.69	559.56	3,167.04	-40,346.27	6.13%
6400 - OTHER OPERATING COSTS	-26,554.00	3,636.75	817.30	6,768.48	-16,148.77	25.49%
Total Function 31 GUIDANCE AND COUNSELING SVS	-2,660,419.00	93,362.44	205,284.67	1,008,760.28	-1,558,296.28	37.92%
32 - SOCIAL WORK SERVICES						
6100 - PAYROLL COSTS	-5,000.00	.00	.00	.00	-5,000.00	-0.00%
6200 - PROFESSIONAL & CONTRACTED SVS	-32,000.00	.00	.00	32,000.00	.00	100.00%
6400 - OTHER OPERATING COSTS	-300.00	.00	.00	.00	-300.00	-0.00%
Total Function 32 SOCIAL WORK SERVICES	-37,300.00	.00	.00	32,000.00	-5,300.00	85.79%
33 - HEALTH SERVICES						
6100 - PAYROLL COSTS	-661,933.00	.00	65,525.02	298,457.86	-363,475.14	45.09%
6200 - PROFESSIONAL & CONTRACTED SVS	-11,200.00	.00	2,055.14	10,023.17	-1,176.83	89.49%
6300 - SUPPLIES AND MATERIALS	-29,236.00	1,682.41	393.04	3,996.08	-23,557.51	13.67%
6400 - OTHER OPERATING COSTS	-3,358.00	851.35	.00	433.79	-2,072.86	12.92%
Total Function 33 HEALTH SERVICES	-705,727.00	2,533.76	67,973.20	312,910.90	-390,282.34	44.34%
34 - STUDENT TRANSPORTATION						
6200 - PROFESSIONAL & CONTRACTED SVS	-2,734,100.00	461.01	216,095.55	1,163,055.29	-1,570,583.70	42.54%
6300 - SUPPLIES AND MATERIALS	-252,275.00	18,312.90	42,132.87	131,715.96	-102,246.14	52.21%
6400 - OTHER OPERATING COSTS	-850.00	94.12	.00	5.88	-750.00	.69%
Total Function 34 STUDENT TRANSPORTATION	-2,987,225.00	18,868.03	258,228.42	1,294,777.13	-1,673,579.84	43.34%
35 - FOOD SERVICES						
6100 - PAYROLL COSTS	-101,207.00	.00	11,435.50	59,716.98	-41,490.02	59.00%
6300 - SUPPLIES AND MATERIALS	-20,144.00	.00	.00	.00	-20,144.00	-0.00%
Total Function 35 FOOD SERVICES	-121,351.00	.00	11,435.50	59,716.98	-61,634.02	49.21%
36 - CO-CURRICULAR ACTIVITIES						
6100 - PAYROLL COSTS	-2,058,015.00	.00	127,266.38	659,320.63	-1,398,694.37	32.04%
6200 - PROFESSIONAL & CONTRACTED SVS	-213,076.00	3,143.67	17,307.08	85,745.53	-124,186.80	40.24%
6300 - SUPPLIES AND MATERIALS	-377,901.00	46,648.36	41,307.72	143,939.48	-187,313.16	38.09%
6400 - OTHER OPERATING COSTS	-413,241.00	57,858.73	23,184.44	158,664.32	-196,717.95	38.40%
6600 - CPTL OUTLY LAND BLDG & EQUIP	-25,220.00	14,325.00	.00	10,895.00	.00	43.20%
Total Function 36 CO-CURRICULAR ACTIVITIES	-3,087,453.00	121,975.76	209,065.62	1,058,564.96	-1,906,912.28	34.29%
41 - GENERAL ADMINISTRATION						
6100 - PAYROLL COSTS	-2,641,389.00	.00	200,469.59	1,016,917.51	-1,624,471.49	38.50%
6200 - PROFESSIONAL & CONTRACTED SVS	-542,543.00	44,341.28	83,379.24	278,055.18	-220,146.54	51.25%

Combined Funds Board Report
 Comparison of Expenditures and Encumbrances to Budget
 LITTLE ELM I.S.D
 As of January

	<u>Appropriation</u>	<u>Encumbrance</u>	<u>Current Expenditure</u>	<u>Expenditure To Date</u>	<u>Balance</u>	<u>Percent Expended</u>
General Operating Funds						
6300 - SUPPLIES AND MATERIALS	-84,289.00	9,803.57	4,784.92	35,285.01	-39,200.42	41.86%
6400 - OTHER OPERATING COSTS	-261,045.00	37,985.49	17,183.65	82,136.68	-140,922.83	31.46%
Total Function 41 GENERAL ADMINISTRATION	-3,529,266.00	92,130.34	305,817.40	1,412,394.38	-2,024,741.28	40.02%
51 - PLANT MAINTENANCE & OPERATION						
6100 - PAYROLL COSTS	-4,136,183.00	.00	318,697.42	1,570,920.12	-2,565,262.88	37.98%
6200 - PROFESSIONAL & CONTRACTED SVS	-4,002,452.00	1,434,997.27	410,386.40	1,241,027.54	-1,326,427.19	31.01%
6300 - SUPPLIES AND MATERIALS	-718,086.00	125,918.49	50,152.84	264,746.33	-327,421.18	36.87%
6400 - OTHER OPERATING COSTS	-860,033.00	21,240.78	2,072.06	796,452.51	-42,339.71	92.61%
Total Function 51 PLANT MAINTENANCE &	-9,716,754.00	1,582,156.54	781,308.72	3,873,146.50	-4,261,450.96	39.86%
52 - SECURITY & MONITORING SERVICES						
6100 - PAYROLL COSTS	-151,674.00	.00	5,352.39	36,946.27	-114,727.73	24.36%
6200 - PROFESSIONAL & CONTRACTED SVS	-909,981.00	43,713.85	183,237.93	456,730.23	-409,536.92	50.19%
6300 - SUPPLIES AND MATERIALS	-72,926.00	6,728.94	2.25	6,641.88	-59,555.18	9.11%
6400 - OTHER OPERATING COSTS	-14,200.00	100.00	349.75	3,368.70	-10,731.30	23.72%
Total Function 52 SECURITY & MONITORING	-1,148,781.00	50,542.79	188,942.32	503,687.08	-594,551.13	43.85%
53 - DATA PROCESSING SERVICES						
6100 - PAYROLL COSTS	-1,198,376.00	.00	94,539.30	469,543.96	-728,832.04	39.18%
6200 - PROFESSIONAL & CONTRACTED SVS	-203,059.00	11,650.20	3,273.92	136,996.80	-54,412.00	67.47%
6300 - SUPPLIES AND MATERIALS	-320,897.00	58,905.79	13,383.56	170,192.63	-91,798.58	53.04%
6400 - OTHER OPERATING COSTS	-20,740.00	3,480.82	22.00	4,872.55	-12,386.63	23.49%
Total Function 53 DATA PROCESSING SERVICES	-1,743,072.00	74,036.81	111,218.78	781,605.94	-887,429.25	44.84%
61 - COMMUNITY SERVICES						
6100 - PAYROLL COSTS	-42,420.00	.00	3,060.60	14,209.66	-28,210.34	33.50%
6300 - SUPPLIES AND MATERIALS	-2,599.00	.00	.00	.00	-2,599.00	-0.00%
6400 - OTHER OPERATING COSTS	-277.00	.00	.00	.00	-277.00	-0.00%
Total Function 61 COMMUNITY SERVICES	-45,296.00	.00	3,060.60	14,209.66	-31,086.34	31.37%
81 - FACILITIES ACQ & CONSTRUCTION						
6100 - PAYROLL COSTS	-17,419.00	.00	1,367.72	6,838.59	-10,580.41	39.26%
6300 - SUPPLIES AND MATERIALS	-4,588.00	.00	.00	.00	-4,588.00	-0.00%
Total Function 81 FACILITIES ACQ & CONSTRUCTION	-22,007.00	.00	1,367.72	6,838.59	-15,168.41	31.07%
91 - CONTRACTED INST BETWEEN SCHOOL						
6200 - PROFESSIONAL & CONTRACTED SVS	-626,193.00	.00	.00	224,870.00	-401,323.00	35.91%
Total Function 91 CONTRACTED INST BETWEEN	-626,193.00	.00	.00	224,870.00	-401,323.00	35.91%

Combined Funds Board Report
 Comparison of Expenditures and Encumbrances to Budget
 LITTLE ELM I.S.D
 As of January

	<u>Appropriation</u>	<u>Encumbrance</u>	<u>Current Expenditure</u>	<u>Expenditure To Date</u>	<u>Balance</u>	<u>Percent Expended</u>
General Operating Funds						
95 - PAYMENTS TO JUV JUSTICE ALTERN						
6200 - PROFESSIONAL & CONTRACTED SVS	-5,000.00	.00	.00	.00	-5,000.00	-0.00%
Total Function 95 PAYMENTS TO JUV JUSTICE	-5,000.00	.00	.00	.00	-5,000.00	-0.00%
99 - INTERGOVERNMENTAL CHARGES						
6200 - PROFESSIONAL & CONTRACTED SVS	-515,000.00	.00	.00	246,911.29	-268,088.71	47.94%
Total Function 99 INTERGOVERNMENTAL CHARGES	-515,000.00	.00	.00	246,911.29	-268,088.71	47.94%
6000 Total EXPENDITURES/EXPENSES	-83,998,685.00	3,126,069.48	7,341,162.07	37,012,904.46	-43,859,711.06	44.06%

Combined Funds Board Report
 Comparison of Revenue to Budget
 LITTLE ELM I.S.D
 As of January

	<u>Appropriation</u>	<u>Encumbrance</u>	<u>Current Expenditure</u>	<u>Expenditure To Date</u>	<u>Balance</u>	<u>Percent Expended</u>
General Operating Funds						
00 - OTHER USES						
8900 - OTHER USES ACCOUNTS	-241,742.00	20,076.73	122.24	32,122.24	-189,543.03	13.29%
Total Function 00 OTHER USES	-241,742.00	20,076.73	122.24	32,122.24	-189,543.03	13.29%
8000 Total OTHER USES ACCOUNTS	-241,742.00	20,076.73	122.24	32,122.24	-189,543.03	13.29%

Combined Funds Board Report
 Comparison of Revenue to Budget
 LITTLE ELM I.S.D
 As of January

	<u>Estimated Revenue</u>	<u>Realized Revenue</u>	<u>Realized Revenue To Date</u>	<u>Revenue Balance</u>	<u>Percent Realized</u>
Special Revenue Funds					
5700 - REVENUE-LOCAL AND INTERMEDIATE					
5740 - OTHER REVENUES LOCAL SOURCES	1,500.00	-16,625.00	-16,625.00	-15,125.00	1108.33%
5750 - REVENUES-COCURRIC/ENTERPRISING	497,898.00	-73,285.27	-375,839.84	122,058.16	75.49%
Total 5700 - REVENUE-LOCAL AND INTERMEDIATE	499,398.00	-89,910.27	-392,464.84	106,933.16	78.59%
5800 - STATE PROGRAM REVENUES					
5820 - STATE REV DISTRIBUTED BY TEA	16,300.00	.00	.00	16,300.00	.00%
Total 5800 - STATE PROGRAM REVENUES	16,300.00	.00	.00	16,300.00	.00%
5900 - FEDERAL PROGRAM REVENUES					
5920 - FED REV DISTRIBUTED BY TEA	4,700,668.00	-413,156.19	-2,250,922.19	2,449,745.81	47.89%
Total 5900 - FEDERAL PROGRAM REVENUES	4,700,668.00	-413,156.19	-2,250,922.19	2,449,745.81	47.89%
5000 Total REVENUES	5,216,366.00	-503,066.46	-2,643,387.03	2,572,978.97	50.67%

Combined Funds Board Report
 Comparison of Expenditures and Encumbrances to Budget
 LITTLE ELM I.S.D
 As of January

	<u>Appropriation</u>	<u>Encumbrance</u>	<u>Current Expenditure</u>	<u>Expenditure To Date</u>	<u>Balance</u>	<u>Percent Expended</u>
Special Revenue Funds						
35 - FOOD SERVICES						
6100 - PAYROLL COSTS	-2,163,492.00	.00	181,238.55	888,097.38	-1,275,394.62	41.05%
6200 - PROFESSIONAL & CONTRACTED SVS	-288,000.00	25,234.34	14,212.10	47,836.66	-214,929.00	16.61%
6300 - SUPPLIES AND MATERIALS	-2,639,849.00	783,481.40	125,812.96	1,062,310.10	-794,057.50	40.24%
6400 - OTHER OPERATING COSTS	-148,464.00	2,795.35	384.93	14,091.41	-131,577.24	9.49%
6600 - CPTL OUTLY LAND BLDG & EQUIP	-276,525.00	7,432.09	.00	.00	-269,092.91	-.00%
Total Function 35 FOOD SERVICES	-5,516,330.00	818,943.18	321,648.54	2,012,335.55	-2,685,051.27	36.48%
6000 Total EXPENDITURES/EXPENSES	-5,516,330.00	818,943.18	321,648.54	2,012,335.55	-2,685,051.27	36.48%

Combined Funds Board Report
 Comparison of Revenue to Budget
 LITTLE ELM I.S.D
 As of January

	<u>Estimated Revenue</u>	<u>Realized Revenue</u>	<u>Realized Revenue To Date</u>	<u>Revenue Balance</u>	<u>Percent Realized</u>
Interest & Sinking Funds					
5700 - REVENUE-LOCAL AND INTERMEDIATE					
5710 - LOCAL REAL/PERS PROPERTY TAXES	28,065,275.00	-7,912,076.08	-25,770,306.90	2,294,968.10	91.82%
5740 - OTHER REVENUES LOCAL SOURCES	10,000.00	-1,056.01	-2,481.69	7,518.31	24.82%
Total 5700 - REVENUE-LOCAL AND INTERMEDIATE	28,075,275.00	-7,913,132.09	-25,772,788.59	2,302,486.41	91.80%
5800 - STATE PROGRAM REVENUES					
5820 - STATE REV DISTRIBUTED BY TEA	250,000.00	.00	-236,465.00	13,535.00	94.59%
Total 5800 - STATE PROGRAM REVENUES	250,000.00	.00	-236,465.00	13,535.00	94.59%
5000 Total REVENUES	28,325,275.00	-7,913,132.09	-26,009,253.59	2,316,021.41	91.82%

Combined Funds Board Report
 Comparison of Expenditures and Encumbrances to Budget
 LITTLE ELM I.S.D
 As of January

	<u>Appropriation</u>	<u>Encumbrance</u>	<u>Current Expenditure</u>	<u>Expenditure To Date</u>	<u>Balance</u>	<u>Percent Expended</u>
Interest & Sinking Funds						
71 - DEBT SERVICE						
6500 - DEBT SERVICE	-28,325,275.00	.00	500.00	2,500.00	-28,322,775.00	.01%
Total Function 71 DEBT SERVICE	-28,325,275.00	.00	500.00	2,500.00	-28,322,775.00	.01%
6000 Total EXPENDITURES/EXPENSES	-28,325,275.00	.00	500.00	2,500.00	-28,322,775.00	.01%
End of Report						

Revenues and Expenditures by Major Object Code
 LITTLE ELM I.S.D
 Accounting Periods: 09 through 01
 FEDERAL PROGRAMS AS OF 01-31-2022

Class/Major Object Code	Est Rev/Approp	Encumbrances	Real Rev/Exp	Balances
Fund Code 211 / 2 - ESEA TITLE I-A IMPROVING BASIC				
5900 FEDERAL PROGRAM REVENUES	515,084.00	.00	-16,543.10	498,540.90
6100 PAYROLL COSTS	-252,620.00	.00	17,119.70	-235,500.30
6200 PROFESSIONAL & CONTRACTED SVS	-100,039.00	9,200.00	1,150.00	-89,689.00
6300 SUPPLIES AND MATERIALS	-136,825.00	39,654.21	27,868.09	-69,302.70
6400 OTHER OPERATING COSTS	-25,600.00	.00	100.00	-25,500.00
Subtotals for Fund 211 / 2	.00	48,854.21	29,694.69	78,548.90
Fund Code 224 / 2 - IDEA - PART B, FORMULA				
5900 FEDERAL PROGRAM REVENUES	1,715,789.00	.00	-323,292.99	1,392,496.01
6100 PAYROLL COSTS	-1,542,319.00	.00	495,618.90	-1,046,700.10
6200 PROFESSIONAL & CONTRACTED SVS	-122,972.00	43,410.00	5,000.00	-74,562.00
6300 SUPPLIES AND MATERIALS	-45,998.00	971.00	477.26	-44,549.74
6400 OTHER OPERATING COSTS	-4,500.00	.00	.00	-4,500.00
Subtotals for Fund 224 / 2	.00	44,381.00	177,803.17	222,184.17
Fund Code 225 / 2 - IDEA - PART B, PRESCHOOL				
5900 FEDERAL PROGRAM REVENUES	11,902.00	.00	-269.00	11,633.00
6100 PAYROLL COSTS	-250.00	.00	.00	-250.00
6200 PROFESSIONAL & CONTRACTED SVS	-1,500.00	.00	.00	-1,500.00
6300 SUPPLIES AND MATERIALS	-9,052.00	242.76	269.00	-8,540.24
6400 OTHER OPERATING COSTS	-1,100.00	.00	.00	-1,100.00
Subtotals for Fund 225 / 2	.00	242.76	.00	242.76
Fund Code 244 / 2 - VOC ED - BASIC GRANT				
5900 FEDERAL PROGRAM REVENUES	51,748.00	.00	-23,018.00	28,730.00
6200 PROFESSIONAL & CONTRACTED SVS	-34,446.00	.00	20,001.00	-14,445.00
6300 SUPPLIES AND MATERIALS	-17,302.00	189.27	12,617.00	-4,495.73
Subtotals for Fund 244 / 2	.00	189.27	9,600.00	9,789.27
Fund Code 255 / 2 - TITLE II TPTR				
5900 FEDERAL PROGRAM REVENUES	123,339.00	.00	-31,781.08	91,557.92
6100 PAYROLL COSTS	-20,384.00	.00	1,251.05	-19,132.95
6200 PROFESSIONAL & CONTRACTED SVS	-46,054.00	9,000.00	20,000.00	-17,054.00
6300 SUPPLIES AND MATERIALS	-50,108.00	1,351.99	15,534.28	-33,221.73
6400 OTHER OPERATING COSTS	-6,793.00	1,102.00	159.00	-5,532.00
Subtotals for Fund 255 / 2	.00	11,453.99	5,163.25	16,617.24
Fund Code 263 / 2 - TITLE III, PART A LEP/IMMIGRAN				
5900 FEDERAL PROGRAM REVENUES	145,922.00	.00	-35,890.82	110,031.18
6100 PAYROLL COSTS	-49,862.00	.00	21,234.42	-28,627.58
6200 PROFESSIONAL & CONTRACTED SVS	-8,000.00	1,998.00	400.00	-5,602.00
6300 SUPPLIES AND MATERIALS	-78,738.00	14,538.39	34,435.63	-29,763.98
6400 OTHER OPERATING COSTS	-9,322.00	.00	.00	-9,322.00
Subtotals for Fund 263 / 2	.00	16,536.39	20,179.23	36,715.62
Fund Code 281 / 2 - ESSER II				
5900 FEDERAL PROGRAM REVENUES	1,856,229.00	.00	-24,990.00	1,831,239.00
6100 PAYROLL COSTS	-895,493.00	.00	.00	-895,493.00
6300 SUPPLIES AND MATERIALS	-960,736.00	.00	24,990.00	-935,746.00
Subtotals for Fund 281 / 2	.00	.00	.00	.00

Revenues and Expenditures by Major Object Code
 LITTLE ELM I.S.D
 Accounting Periods: 09 through 01
 FEDERAL PROGRAMS AS OF 01-31-2022

Class/Major Object Code	Est Rev/Approp	Encumbrances	Real Rev/Exp	Balances
Fund Code 282 / 2 - ESSER III				
5900 FEDERAL PROGRAM REVENUES	2,779,218.00	.00	-201,964.19	2,577,253.81
6100 PAYROLL COSTS	-1,342,743.00	.00	330,876.30	-1,011,866.70
6200 PROFESSIONAL & CONTRACTED SVS	-28,000.00	28,000.00	.00	.00
6300 SUPPLIES AND MATERIALS	-1,397,530.00	1,620.00	36,567.00	-1,359,343.00
6400 OTHER OPERATING COSTS	-10,945.00	.00	255.00	-10,690.00
Subtotals for Fund 282 / 2	.00	29,620.00	165,734.11	195,354.11
Fund Code 283 / 2 - ESSER SUPPLEMENTAL				
5900 FEDERAL PROGRAM REVENUES	2,777,629.00	.00	.00	2,777,629.00
6100 PAYROLL COSTS	-1,000,524.00	.00	.00	-1,000,524.00
6200 PROFESSIONAL & CONTRACTED SVS	-500,000.00	6,750.00	.00	-493,250.00
6300 SUPPLIES AND MATERIALS	-753,093.00	50,846.00	.00	-702,247.00
6400 OTHER OPERATING COSTS	-524,012.00	.00	2,400.00	-521,612.00
Subtotals for Fund 283 / 2	.00	57,596.00	2,400.00	59,996.00
Fund Code 289 / 2 - TITLE IV, PART A, SUBPART 1				
5900 FEDERAL PROGRAM REVENUES	40,322.00	.00	-21,717.21	18,604.79
6100 PAYROLL COSTS	-20,120.00	.00	6,738.65	-13,381.35
6200 PROFESSIONAL & CONTRACTED SVS	-11,800.00	.00	.00	-11,800.00
6300 SUPPLIES AND MATERIALS	-400.00	.00	.00	-400.00
6400 OTHER OPERATING COSTS	-8,002.00	1,760.00	.00	-6,242.00
Subtotals for Fund 289 / 2	.00	1,760.00	-14,978.56	-13,218.56
Grand Totals	.00	210,633.62	395,595.89	606,229.51

End of Report

Revenues and Expenditures by Major Object Code
 LITTLE ELM I.S.D
 Accounting Periods: 09 through 01
 STATE PROGRAMS AS OF 01-31-2022

Class/Major Object Code	Est Rev/Approp	Encumbrances	Real Rev/Exp	Balances
Fund Code 410 / 2 - INSTRUCTIONAL MATERIALS				
5800 STATE PROGRAM REVENUES	328,479.00	.00	-328,478.29	.71
6300 SUPPLIES AND MATERIALS	-328,600.00	261,845.41	40,277.98	-26,476.61
Subtotals for Fund 410 / 2	-121.00	261,845.41	-288,200.31	-26,475.90
Fund Code 427 / 2 - SPED FISCAL SUPPORT				
5800 STATE PROGRAM REVENUES	6,718.00	.00	-6,717.64	.36
6100 PAYROLL COSTS	-689.00	.00	693.85	4.85
6300 SUPPLIES AND MATERIALS	-6,029.00	.00	6,023.79	-5.21
Subtotals for Fund 427 / 2	.00	.00	.00	-0.00
Fund Code 429 / 2 - STATE SPECIAL REVENUE				
5800 STATE PROGRAM REVENUES	164,269.00	.00	-36,800.00	127,469.00
6100 PAYROLL COSTS	-15,418.00	.00	709.55	-14,708.45
6200 PROFESSIONAL & CONTRACTED SVS	-118,700.00	35,750.00	35,750.00	-47,200.00
6300 SUPPLIES AND MATERIALS	-30,151.00	21,278.00	.00	-8,873.00
Subtotals for Fund 429 / 2	.00	57,028.00	-340.45	56,687.55
Grand Totals	-121.00	318,873.41	-288,540.76	30,211.65

End of Report

Revenues and Expenditures by Major Object Code
 LITTLE ELM I.S.D
 Accounting Periods: 09 through 01
 CHILD CARE AS OF 01-31-2022

Class/Major Object Code	Est Rev/Approp	Encumbrances	Real Rev/Exp	Balances
Fund Code 720 / 2 - CHILD CARE				
5700 REVENUE-LOCAL AND INTERMEDIATE	575,023.00	.00	-231,350.15	343,672.85
6100 PAYROLL COSTS	-549,682.00	.00	204,916.39	-344,765.61
6200 PROFESSIONAL & CONTRACTED SVS	-4,000.00	489.20	733.80	-2,777.00
6300 SUPPLIES AND MATERIALS	-31,025.00	5,547.71	7,889.22	-17,588.07
6400 OTHER OPERATING COSTS	-19,910.00	636.54	920.59	-18,352.87
Subtotals for Fund 720 / 2	-29,594.00	6,673.45	-16,890.15	-39,810.70
Grand Totals	-29,594.00	6,673.45	-16,890.15	-39,810.70

End of Report

**Little Elm Independent School District
General Operating Cash Flow Statement
FY 2021-2022**

	September Actual	October Actual	November Actual	December Actual	January Actual	February Actual	March Actual	April Actual	May Actual	June Actual	July Actual	August Actual	TOTAL
<i>Beginning Cash Balance in Bank</i>	27,802,491.12	27,924,598.52	27,717,245.16	21,289,643.14	23,090,178.54	-	-	-	-	-	-	-	27,802,491.12
RECEIPTS													
Tax Collections	-	-	-	-	-	-	-	-	-	-	-	-	-
Interest	8,114.34	5,231.90	4,412.36	4,130.99	4,237.80	-	-	-	-	-	-	-	26,127.39
Other Local Revenue	190,549.24	234,117.72	217,642.12	56,385.18	323,630.17	-	-	-	-	-	-	-	1,022,324.43
State Revenue - Available School	151,232.00	121,108.00	121,873.00	285,491.00	-	-	-	-	-	-	-	-	679,704.00
State Revenue - Foundation	7,881,683.00	5,620,431.00	-	-	-	-	-	-	-	-	-	-	13,502,114.00
State Revenue - Debt Service	-	-	236,465.00	-	-	-	-	-	-	-	-	-	236,465.00
State Revenue - Misc	1,050.00	-	35,750.00	66,632.86	261,845.41	-	-	-	-	-	-	-	365,278.29
SHARS Receipts	12,813.03	22,754.62	9,165.01	28,199.45	6,846.06	-	-	-	-	-	-	-	79,778.17
Federal Program Revenue	365,258.03	123,120.28	452,837.00	260,507.06	428,599.00	-	-	-	-	-	-	-	1,630,321.37
Federal Program Revenue 240	265,830.88	581,341.08	605,048.58	520,693.54	380,485.49	-	-	-	-	-	-	-	2,353,399.57
Lunch Revenue - local 240	90,296.35	82,764.17	75,366.19	55,103.65	89,385.86	-	-	-	-	-	-	-	392,916.23
Payroll Deposits	1,419.73	4,656.41	135.00	-	834.45	-	-	-	-	-	-	-	7,045.59
Proceeds Land Sale	-	-	-	-	-	-	-	-	-	-	-	-	-
Transfers from Debt Service	-	-	-	-	-	-	-	-	-	-	-	-	-
Transfers from Investment Acct	-	2,383,000.00	-	8,000,000.00	5,000,000.00	-	-	-	-	-	-	-	15,383,000.00
Total Revenue	8,968,246.60	9,178,525.18	1,758,694.26	9,277,143.76	6,495,864.24	-	-	-	-	-	-	-	35,678,474.04
DISBURSEMENTS													
Payroll Checks	3,665,143.97	3,665,583.97	3,693,216.51	3,724,194.37	3,681,148.07	-	-	-	-	-	-	-	18,429,286.89
Accounts Payable Checks	4,325,333.33	4,267,217.73	3,020,623.80	2,084,272.14	1,605,908.62	-	-	-	-	-	-	-	15,303,355.62
TRS Deposit	421,545.50	1,015,136.17	1,027,830.45	999,566.16	1,008,437.03	-	-	-	-	-	-	-	4,470,515.31
IRS Deposit	434,116.40	437,905.67	444,625.52	453,575.69	432,507.77	-	-	-	-	-	-	-	2,202,731.05
Bank Charges/ NSF's/Bk Trans	-	35.00	-	-	-	-	-	-	-	-	-	-	35.00
Total Expenditures	8,846,139.20	9,385,878.54	8,186,296.28	7,261,608.36	6,726,001.49	-	-	-	-	-	-	-	40,405,923.87
Cash to TEA	-	-	-	-	-	-	-	-	-	-	-	-	-
Cash Transferred to Debt Service	-	-	-	215,000.00	-	-	-	-	-	-	-	-	215,000.00
Transfers to Investment Accounts	-	-	-	-	-	-	-	-	-	-	-	-	-
Other	-	-	-	-	-	-	-	-	-	-	-	-	-
Total Expenditures & Transfers	8,846,139.20	9,385,878.54	8,186,296.28	7,476,608.36	6,726,001.49	-	-	-	-	-	-	-	40,620,923.87
Net Change in Cash	122,107.40	(207,353.36)	(6,427,602.02)	1,800,535.40	(230,137.25)	-	-	-	-	-	-	-	(4,942,449.83)
Ending Cash Balance in bank	27,924,598.52	27,717,245.16	21,289,643.14	23,090,178.54	22,860,041.29	-	-	-	-	-	-	-	22,860,041.29
Beginning Cash Balance Lone Star	44,250,865.89	43,997,243.76	43,614,723.61	43,396,438.29	43,209,521.41	-	-	-	-	-	-	-	44,250,865.89
Beginning Cash Balance TexStar	2,382,342.89	2,382,362.43	2,377,080.11	2,377,099.96	2,370,392.22	-	-	-	-	-	-	-	2,382,342.89
Beginning Cash Balance Texas Class	33,747,705.67	32,272,249.97	28,707,259.45	28,860,202.47	50,628,467.28	-	-	-	-	-	-	-	33,747,705.67
Interest Eamed Lone Star	459.17	479.85	509.75	599.50	778.85	-	-	-	-	-	-	-	2,827.12
Interest Eamed TexStar	19.54	20.18	19.85	27.94	20.15	-	-	-	-	-	-	-	107.66
Interest Eamed TexasClass	568.23	713.54	564.76	651.32	1,553.60	-	-	-	-	-	-	-	4,051.45
Transfers in	54,144.46	452,000.16	2,759,819.31	32,332,138.86	13,985,495.74	-	-	-	-	-	-	-	49,583,598.53
Transfers out	(1,784,249.69)	(4,406,006.72)	(2,826,236.12)	(10,758,777.43)	(8,186,348.07)	-	-	-	-	-	-	-	(27,961,618.03)
Ending Cash Balance Invested	78,651,856.16	74,699,063.17	74,633,740.72	96,208,380.91	102,009,881.18	-	-	-	-	-	-	-	102,009,881.18
TOTAL CASH AVAILABLE	106,576,454.68	102,416,308.33	95,923,383.86	119,298,559.45	124,869,922.47	-	-	-	-	-	-	-	124,869,922.47

**Little Elm Independent School District
Debt Service Cash Flow Statement
FY 2021-2022**

	September Actual	October Actual	November Actual	December Actual	January Actual	February Actual	March Actual	April Actual	May Actual	June Actual	July Actual	August Actual	TOTAL
<i>Beginning Cash Balance in Bank</i>	349,522.43	349,663.22	349,752.32	349,838.57	564,971.90	-	-	-	-	-	-	-	349,522.43
RECEIPTS													
Tax Collections	-	-	-	-	-	-	-	-	-	-	-	-	-
Interest	140.79	89.10	86.25	133.33	143.97	-	-	-	-	-	-	-	593.44
Bond Issuance	-	-	-	-	-	-	-	-	-	-	-	-	-
Transfer from General Operating	-	-	-	215,000.00	-	-	-	-	-	-	-	-	215,000.00
Transfers from Investment Acct	-	-	-	-	-	-	-	-	-	-	-	-	-
Total Revenue	140.79	89.10	86.25	215,133.33	143.97	-	-	-	-	-	-	-	215,593.44
DISBURSEMENTS													
Wire Bond Issuance Fees	-	-	-	-	-	-	-	-	-	-	-	-	-
Bank Charges/ NSF's/Bk Trans	-	-	-	-	-	-	-	-	-	-	-	-	-
Total Expenditures	-	-	-	-	-	-	-	-	-	-	-	-	-
Transfers to Investment Accounts	-	-	-	-	-	-	-	-	-	-	-	-	-
Transfer to General Operating	-	-	-	-	-	-	-	-	-	-	-	-	-
Total Expenditures & Transfers	-	-	-	-	-	-	-	-	-	-	-	-	-
Net Change in Cash	140.79	89.10	86.25	215,133.33	143.97	-	-	-	-	-	-	-	215,593.44
Ending Cash Balance in bank	349,663.22	349,752.32	349,838.57	564,971.90	565,115.87	-	-	-	-	-	-	-	565,115.87
Beginning Cash Balance TexPool	6,807,001.85	6,831,723.67	7,052,554.19	8,402,051.77	24,203,035.10	-	-	-	-	-	-	-	6,807,001.85
Interest Earned TexPool	156.25	207.53	237.82	373.45	912.04	-	-	-	-	-	-	-	1,887.09
Transfers in	24,565.57	220,622.99	1,349,259.76	15,800,609.88	7,239,632.99	-	-	-	-	-	-	-	24,634,691.19
Transfers out	-	-	-	-	-	-	-	-	-	-	-	-	-
Ending Cash Balance Invested	6,831,723.67	7,052,554.19	8,402,051.77	24,203,035.10	31,443,580.13	-	-	-	-	-	-	-	31,443,580.13
TOTAL CASH AVAILABLE	7,181,386.89	7,402,306.51	8,751,890.34	24,768,007.00	32,008,696.00	-	-	-	-	-	-	-	32,008,696.00

LITTLE ELM INDEPENDENT SCHOOL DISTRICT
Cash and Investments Reconciliation
January 31, 2022

Operating Fund:

Balance per bank	22,860,041.29
Add: Texas Class	56,429,168.55
Lone Star	43,210,300.26
TexStar	2,370,412.37
Add: Deposits in Transit	585.00
Taxes in Transit	3,145,028.20
Less: Outstanding Checks/Wires/ACHs	(1,521,411.39)

Balance per Books	126,494,124.28
--------------------------	-----------------------

Interest & Sinking Fund:

Balance per bank	565,115.87
Add: Texpool	31,443,580.13
Add: Taxes in Transit	1,139,100.84
Less: Outstanding Checks	-

Balance per Books	33,147,796.84
--------------------------	----------------------

Total Balance per Books	159,641,921.12
--------------------------------	-----------------------

LITTLE ELM INDEPENDENT SCHOOL DISTRICT
SUMMARY OF CURRENT INVESTMENTS - BY FUND
MONTH ENDED: January 31, 2022

General Fund 199

PURCHASE /SOLD DATE	TRADE TICKET #	CUSIP #	TYPE OF INVESTMENT	PAR VALUE	BEGINNING MARKET VALUE	ENDING MARKET VALUE	AVERAGE MONTHLY RATE	BOOK VALUE	DAYS TO MATURE	YIELD TO MATURE	INTEREST ACCRUED FOR PERIOD	W/D FOR PERIOD
01/01/22	Lone Star Corporate Overnight		Investment Pool Investment	6,984,686.31	100.0000%	100.0000%	0.0000%	6,984,686.31				
			Withdrawal	-				6,984,686.31				
01/31/22			Interest	545.56			0.0900%	6,985,231.87			545.56	-
				<u>6,985,231.87</u>				<u>6,985,231.87</u>			<u>545.56</u>	<u>-</u>

General Fund 199

PURCHASE /SOLD DATE	TRADE TICKET #	CUSIP #	TYPE OF INVESTMENT	PAR VALUE	BEGINNING MARKET VALUE	ENDING MARKET VALUE	AVERAGE MONTHLY RATE	BOOK VALUE	DAYS TO MATURE	YIELD TO MATURE	INTEREST ACCRUED FOR PERIOD	W/D FOR PERIOD
01/01/22	Lone Star Government Overnight		Investment Pool Investment	63,603.73	100.0000%	100.0000%	0.0000%	63,603.73				
			Withdrawal	-				63,603.73				
01/31/22			Interest	0.41			0.0100%	63,604.14			0.41	-
				<u>63,604.14</u>				<u>63,604.14</u>			<u>0.41</u>	<u>-</u>

General Fund 199

PURCHASE /SOLD DATE	TRADE TICKET #	CUSIP #	TYPE OF INVESTMENT	PAR VALUE	BEGINNING MARKET VALUE	ENDING MARKET VALUE	AVERAGE MONTHLY RATE	BOOK VALUE	DAYS TO MATURE	YIELD TO MATURE	INTEREST ACCRUED FOR PERIOD	W/D FOR PERIOD
01/01/22	TexSTAR		Investment Pool Investment	1,461,590.00	100.0000%	100.0000%	0.0000%	1,461,590.00				
			Withdrawal	-				1,461,590.00				
01/31/22			Interest	12.40			0.0100%	1,461,602.40			12.40	-
				<u>1,461,602.40</u>				<u>1,461,602.40</u>			<u>12.40</u>	<u>-</u>

LITTLE ELM INDEPENDENT SCHOOL DISTRICT
SUMMARY OF CURRENT INVESTMENTS - BY FUND
MONTH ENDED: January 31, 2022

General Fund 199

PURCHASE /SOLD DATE	TRADE TICKET #	CUSIP #	TYPE OF INVESTMENT	PAR VALUE	BEGINNING MARKET VALUE	ENDING MARKET VALUE	AVERAGE MONTHLY RATE	BOOK VALUE	DAYS TO MATURE	YIELD TO MATURE	INTEREST ACCRUED FOR PERIOD	W/D FOR PERIOD
01/01/22	Texas Class Gov't		Investment Pool	39,442,780.14	100.0000%	100.0000%	0.0000%	39,442,780.14				
			Investment	13,985,495.74				53,428,275.88				
			Withdrawal	(5,000,000.00)				48,428,275.88				(5,000,000.00)
01/31/22			Interest	<u>1,290.91</u>			0.0332%	48,429,566.79			<u>1,290.91</u>	
				<u>48,429,566.79</u>				<u>48,429,566.79</u>			<u>1,290.91</u>	<u>(5,000,000.00)</u>

LITTLE ELM INDEPENDENT SCHOOL DISTRICT
SUMMARY OF CURRENT INVESTMENTS - BY FUND
MONTH ENDED: January 31, 2022

Capital Projects Fund 651

Bond Issue 2018

PURCHASE /SOLD DATE	TRADE TICKET #	CUSIP #	TYPE OF INVESTMENT	PAR VALUE	BEGINNING MARKET VALUE	ENDING MARKET VALUE	AVERAGE MONTHLY RATE	BOOK VALUE	DAYS TO MATURE	YIELD TO MATURE	INTEREST ACCRUED FOR PERIOD	W/D FOR PERIOD
01/01/22	Lone Star Government Overnight		Investment Pool	13,105,202.55	100.0000%	100.0000%	0.0000%	13,105,202.55				
			Investment	-				13,105,202.55				
			Withdrawal	-				13,105,202.55				
01/31/22			Interest	84.40			0.0100%	13,105,286.95			84.40	-
				<u>13,105,286.95</u>				<u>13,105,286.95</u>			<u>84.40</u>	<u>-</u>

Capital Projects Fund 651

Bond Issue 2018

PURCHASE /SOLD DATE	TRADE TICKET #	CUSIP #	TYPE OF INVESTMENT	PAR VALUE	BEGINNING MARKET VALUE	ENDING MARKET VALUE	AVERAGE MONTHLY RATE	BOOK VALUE	DAYS TO MATURE	YIELD TO MATURE	INTEREST ACCRUED FOR PERIOD	W/D FOR PERIOD
01/01/22	Texas CLASS Gov't		Investment Pool	991,696.01	100.0000%	100.0000%	0.0000%	991,696.01				
			Investment	-				991,696.01				
			Withdrawal	-				991,696.01				
01/31/22			Interest	27.96			0.0332%	991,723.97			27.96	-
				<u>991,723.97</u>				<u>991,723.97</u>			<u>27.96</u>	<u>-</u>

Capital Projects Fund 652

Bond Issue 2018

PURCHASE /SOLD DATE	TRADE TICKET #	CUSIP #	TYPE OF INVESTMENT	PAR VALUE	BEGINNING MARKET VALUE	ENDING MARKET VALUE	AVERAGE MONTHLY RATE	BOOK VALUE	DAYS TO MATURE	YIELD TO MATURE	INTEREST ACCRUED FOR PERIOD	W/D FOR PERIOD
01/01/22	TexSTAR		Investment Pool	908,802.22	100.0000%	100.0000%	0.0000%	908,802.22				
			Investment	-				908,802.22				
			Withdrawal	-				908,802.22				
01/31/22			Interest	7.75			0.0100%	908,809.97			7.75	-
				<u>908,809.97</u>				<u>908,809.97</u>			<u>7.75</u>	<u>-</u>

LITTLE ELM INDEPENDENT SCHOOL DISTRICT
SUMMARY OF CURRENT INVESTMENTS - BY FUND
MONTH ENDED: January 31, 2022

Capital Projects Fund 651

Bond Issue 2019

PURCHASE /SOLD DATE	TRADE TICKET #	CUSIP #	TYPE OF INVESTMENT	PAR VALUE	BEGINNING MARKET VALUE	ENDING MARKET VALUE	AVERAGE MONTHLY RATE	BOOK VALUE	DAYS TO MATURE	YIELD TO MATURE	INTEREST ACCRUED FOR PERIOD	W/D FOR PERIOD
01/01/22	Lone Star Government Overnight		Investment Pool	8,604,793.20	100.0000%	100.0000%	0.0000%	8,604,793.20				
			Investment	-				8,604,793.20				
			Withdrawal	-				8,604,793.20				
01/31/22			Interest	55.41			0.0100%	8,604,848.61			55.41	-
				<u>8,604,848.61</u>				<u>8,604,848.61</u>			<u>55.41</u>	<u>-</u>

Capital Projects Fund 653

Bond Issue 2020

PURCHASE /SOLD DATE	TRADE TICKET #	CUSIP #	TYPE OF INVESTMENT	PAR VALUE	BEGINNING MARKET VALUE	ENDING MARKET VALUE	AVERAGE MONTHLY RATE	BOOK VALUE	DAYS TO MATURE	YIELD TO MATURE	INTEREST ACCRUED FOR PERIOD	W/D FOR PERIOD
01/01/22	Texas CLASS Gov't		Investment Pool	10,193,991.13	100.0000%	100.0000%	0.0000%	10,193,991.13				
			Investment	-				10,193,991.13				
			Withdrawal	(3,186,348.07)				7,007,643.06				(3,186,348.07)
01/31/22			Interest	234.73			0.0332%	7,007,877.79			234.73	
				<u>7,007,877.79</u>				<u>7,007,877.79</u>			<u>234.73</u>	<u>(3,186,348.07)</u>

Capital Projects Fund 654

Bond Issue 2021

PURCHASE /SOLD DATE	TRADE TICKET #	CUSIP #	TYPE OF INVESTMENT	PAR VALUE	BEGINNING MARKET VALUE	ENDING MARKET VALUE	AVERAGE MONTHLY RATE	BOOK VALUE	DAYS TO MATURE	YIELD TO MATURE	INTEREST ACCRUED FOR PERIOD	W/D FOR PERIOD
01/01/22	Lone Star Government Overnight		Investment Pool	9,276,123.24	100.0000%	100.0000%	0.0000%	9,276,123.24				
			Investment	-				9,276,123.24				
			Withdrawal	-				9,276,123.24				
01/31/22			Interest	59.74			0.0100%	9,276,182.98			59.74	-
				<u>9,276,182.98</u>				<u>9,276,182.98</u>			<u>59.74</u>	<u>-</u>

LITTLE ELM INDEPENDENT SCHOOL DISTRICT
SUMMARY OF CURRENT INVESTMENTS - BY FUND
MONTH ENDED: January 31, 2022

Capital Projects Fund 690

Non-Bond

PURCHASE /SOLD DATE	TRADE TICKET #	CUSIP #	TYPE OF INVESTMENT	PAR VALUE	BEGINNING MARKET VALUE	ENDING MARKET VALUE	AVERAGE MONTHLY RATE	BOOK VALUE	DAYS TO MATURE	YIELD TO MATURE	INTEREST ACCRUED FOR PERIOD	W/D FOR PERIOD
01/01/22	Lone Star Government Overnight		Investment Pool	5,175,112.38	100.0000%	100.0000%	0.0000%	5,175,112.38				
			Investment	-				5,175,112.38				-
01/31/22			Withdrawal	-				5,175,112.38				-
			Interest	<u>33.33</u>			0.0100%	5,175,145.71			<u>33.33</u>	
				<u>5,175,145.71</u>				<u>5,175,145.71</u>			<u>33.33</u>	<u>-</u>

LITTLE ELM INDEPENDENT SCHOOL DISTRICT
SUMMARY OF CURRENT INVESTMENTS - BY FUND
MONTH ENDED: January 31, 2022

Debt Service Fund 511

PURCHASE /SOLD DATE	TRADE TICKET #	CUSIP #	TYPE OF INVESTMENT	PAR VALUE	BEGINNING MARKET VALUE	ENDING MARKET VALUE	AVERAGE MONTHLY RATE	BOOK VALUE	DAYS TO MATURE	YIELD TO MATURE	INTEREST ACCRUED FOR PERIOD	W/D FOR PERIOD
01/01/22	TexPool		Investment Pool	24,203,035.10	100.0000%	100.0000%	0.0000%	24,203,035.10				
			Investment	7,239,632.99				31,442,668.09				
			Withdrawal	-				31,442,668.09				-
01/31/22			Interest	<u>912.04</u>			0.0376%	31,443,580.13			<u>912.04</u>	
				<u>31,443,580.13</u>				<u>31,443,580.13</u>			<u>912.04</u>	<u>-</u>

Denton County
Monthly Collection Status Report
January 2022

Little Elm ISD

	Collections Month of January	Cumulative Total 10/1/2020 thru 01/31/2022	% of Tax Levy
Current Tax Year Collections			
Base M&O	16,155,974.33	52,525,330.86	89.18%
Base I&S	7,907,224.27	25,707,490.75	
Base I&S Bond	-	-	
P&I M&O	9,505.87	13,646.09	
P&I I&S	-	-	
P&I I&S Bond	-	-	
Attorney Fee	-	-	
Subtotal	<u>24,072,704.47</u>	<u>78,246,467.70</u>	89.19%
Delinquent TaxYears Collections			
Base M&O	6,772.15	64,661.53	
Base I&S	3,046.53	28,471.85	
Base I&S Bond	-	-	
P&I M&O	4,610.94	20,685.14	
P&I I&S	1,805.28	8,643.42	
P&I I&S Bond	-	-	
Attorney Fee	5,787.05	26,608.17	
Other*	-	-	
Subtotal	<u>22,021.95</u>	<u>149,070.11</u>	
Combined Current & Delinquent:			
Base M&O	16,162,746.48	52,589,992.39	
Base I&S	7,910,270.80	25,735,962.60	
Base I&S Bond	-	-	
P&I M&O	14,116.81	34,331.23	
P&I I&S	1,805.28	8,643.42	
Attorney Fee	5,787.05	26,608.17	
Other*	-	-	
Total Collections	<u>24,094,726.42</u>	<u>78,395,537.81</u>	
Original 2021 Tax Levy		<u>86,761,749.65</u>	
Current 2021 Tax Levy		<u>87,728,459.13</u>	

Denton County
Cumulative Comparative Collection Status Report
January 2022

Little Elm ISD

	Tax Year 2021 Collections thru January 31 2022	% of Tax Levy	Tax Year 2020 Collections thru January 31, 2021	% of Tax Levy
Current Tax Year Collections				
Base M&O + I&S	78,232,821.61	89.18%	73,652,945.50	91.06%
P&I M&O + I&S	13,646.09		5,456.86	
Attorney Fee	-		-	
Subtotal	<u>78,246,467.70</u>	89.19%	<u>73,658,402.36</u>	91.07%
Delinquent Tax Years Collections				
Base M&O + I&S	93,133.38		221,034.86	
P&I M&O + I&S	29,328.56		47,108.19	
Attorney Fee	26,608.17		28,255.35	
Subtotal	<u>149,070.11</u>		<u>296,398.40</u>	
Combined Current & Delinquent:				
Base M&O + I&S	78,325,954.99		73,873,980.36	
P&I M&O + I&S	42,974.65		52,565.05	
Attorney Fee	26,608.17		28,255.35	
Other	-		-	
Total Collections	<u><u>78,395,537.81</u></u>		<u><u>73,954,800.76</u></u>	
Adjusted 2020 Tax Levy			<u><u>80,880,707.18</u></u>	
Original 2021 Tax Levy	<u><u>86,761,749.65</u></u>			
Current 2021 Tax Levy	<u><u>87,728,459.13</u></u>			

Denton County
Levy Outstanding Status Report
January 2022

Little Elm ISD

	Current Tax Year	Delinquent Tax Years
Current Month:		
Tax Levy Remaining as of 01/01/2022	33,644,306.94	803,577.71
Base M&O + I&S Collections	24,063,198.60	9,818.68
Supplement/Adjustments	(85,470.82)	(38,032.57)
Remaining Levy as of 01/31/2022	<u>9,495,637.52</u>	<u>755,726.46</u>
Cumulative (From 10/01/2020 thru 01/31/2022)		
Original 2021 Tax Levy (as of 10-1-2021)	86,761,749.65	925,325.72
Base M&O + I&S Collections	78,232,821.61	93,133.38
Supplement/Adjustments	966,709.48	(76,465.88)
Remaining Levy as of 01/31/2022	<u>9,495,637.52</u>	<u>755,726.46</u>

Little Elm ISD
Capital Projects @ 02-28-2022

Bond Constructon Projects	Project ID	Estimate	Cost to Date	Balance
High School Athletic Fields	Fund 646-000	8,480,299	7,573,977	906,322
High School Athletic Concourse	Fund 646-940	2,321,953	2,285,367	36,586
Athletic Complex Turf	Fund 646-007	933,638	933,638	0
Walker Middle School	Fund 648-000	68,538,650	66,184,353	2,354,297
Strike Middle School	Fund 649-000	67,513,978	65,702,193	1,811,785
Land	Fund 65X-XXX	15,904,910	15,724,065	180,845
Brent Vestibule	Fund 650-830	207,072	158,378	48,694
Chavez Vestibule	Fund 650-831	216,399	158,132	58,267
Athletic Complex Scoreboard	Fund 650-913	1,007,347	920,883	86,464
Roof Replacements	Fund 650-914	2,136,720	2,062,901	73,819
LEHS HVAC	Fund 650-915	3,759,448	3,558,914	200,534
Buses (12)	Fund 650-919	1,323,446	1,323,446	-
CTE Reno	Fund 650-934	730,037	548,709	181,328
SPED Reno	Fund 650-935	106,399	99,262	7,137
Lobo Lane Repurpose	Fund 650-939	30,000	24,600	5,400
Safety Film	Fund 650-942	130,776	130,776	-
Emergency HVAC (unallocated)	Fund 650-011	637,229	-	637,229
Zellars HVAC	Fund 650-071	17,993	13,078	4,915
HVAC Replacements Phase 1 & 2	Fund 650-123	300,500	300,500	-
Brent HVAC	Fund 650-124	44,278	30,929	13,349
ESPC Upgrades	Fund 652-013	10,000,000	9,533,364	466,636
Roof Management Program	Fund 652-036	70,000	55,000	15,000
Athletic Complex Track	Fund 652-037	1,126,136	999,127	127,010
LEHS Roof Panels	Fund 652-126	48,874	42,499	6,375
Prestwick Sidewalk	Fund 652-132	16,471	12,191	4,280
Prestwick Sidewalk Replacement	Fund 652-201	314,540	236,004	78,536
Indoor Multi-Use Facility	Fund 653-017	19,878,297	7,983,506	11,894,791
Lakeside Admin Conversion	Fund 653-018	16,346,721	12,035,785	4,310,936
Zellars Conversion	Fund 653-127	338,625	135,178	203,447
Buses	Fund 653-128	545,104	545,104	-
Long Range Bond Planning	Fund 653-129	97,330	45,610	51,720
Cameras for Buses	Fund 653-130	117,596	-	117,596
LEHS SPED Conversion	Fund 653-131	138,490	113,536	24,954
ESPC III Upgrades	Fund 654-141	2,831,132	1,217,986	1,613,146
			-	-
		226,210,388	200,688,991	25,521,398

Little Elm ISD
 Capital Projects @ 02-28-2022

Non-Bond Capital Projects FY 20-21	Project ID	Project Estimate	Cost to Date	Balance
Operations - FF&E	Fund 694-000			
Athletics Logo Tunnel	Fund 694-116	10,290	10,290	-
LEHS Stage Curtains & Rigging	Fund 694-135	60,560	60,560	-
Band Trailer	Fund 694-136	135,284	135,284	(0)
LEHS Outdoor Furniture	Fund 694-139	41,024	39,201	1,823
Hackberry Signage	Fund 694-140	4,241	3,570	671
Technology	Fund 695-000			
SystemV Backup System	Fund 695-111	26,008	26,008	-
Security Video Camera Server	Fund 695-112	10,288	10,288	(0)
Operations - Buildings	Fund 696-000			
Prestwick Drainage	Fund 696-119	189,438	159,432	30,006
LEHS Carpet	Fund 696-121	31,329	26,662	4,667
Zellars Soffit Repairs	Fund 696-122	13,500	6,500	7,000
Prestwick Plumbing	Fund 696-125	3,200,000	2,882,444	317,556
Oak Point Portable	Fund 696-134	500,063	499,774	289
Prestwick Roof Drain	Fund 696-143	217,608	193,535	24,074
		4,439,633	4,053,548	386,085

Board Agenda Item

Little Elm Independent School District

300 Lobo Lane

Little Elm, Texas 75068

Board Mtg. Date	Reports of the Superintendent	Action Item	Consent Agenda	Reports, Routine Monthly	Other
03-21-2022	<input type="checkbox"/>	<input type="checkbox"/>	<input checked="" type="checkbox"/>	<input type="checkbox"/>	<input type="checkbox"/>
Subject:	MAXIMUM CLASS SIZE EXEMPTIONS - CLASS SIZE WAIVERS				
Presenter or Contact Person:	Asheley Brown, Executive Director of Human Resource Services				
Policy/Code:	BF (LEGAL)				
Strategic Plan Goal:	We will engage each student in learning experiences that increase student growth and achievement.				
Summary:	In grades PreK-4, the class size maximum is 22. We are requesting approval to submit a class size waiver to TEA for the classes detailed on the attachment.				
Financial Implications:	N/A				
Attachments:	Class Size Waivers - 03.21.22				
Recommendation:	The Administration recommends approval to submit a class size waiver request to the Texas Education Agency.				
Motion:	I move the Board approve the request to submit a class size waiver request to the Texas Education Agency.				



Little Elm

Independent School District

Class Size Exemption Waiver

March 21, 2022

Teacher	School	Grade Level
Bartow, Kayla	Oak Point Elementary	1st
Bowman, Robin	Oak Point Elementary	1st
Newsom, Carisa	Oak Point Elementary	1st

Board Agenda Item

Little Elm Independent School District

300 Lobo Lane

Little Elm, Texas 75068

Board Mtg. Date	Reports of the Superintendent	Action Item	Consent Agenda	Reports, Routine Monthly	Other
03-21-2022	<input type="checkbox"/>	<input type="checkbox"/>	<input checked="" type="checkbox"/>	<input type="checkbox"/>	<input type="checkbox"/>
Subject:	HB 3 FULL DAY PRE-KINDERGARTEN EXEMPTION WAIVER				
Presenter or Contact Person:	Dr. Ashley Glover, Director for District Testing and Federal Programs				
Policy/Code:	TEC 29.153				
Strategic Plan Goal:	We will engage each student in learning experiences that increase student growth and achievement.				
Summary:	HB3 requires districts to provide a full-day pk to eligible 4 year old students. LEISD will need to submit an extension waiver as we are unable to provide full day pre-k to all eligible 4 year olds due to the delay in construction to convert Zellars to an early childhood center. As part of the waiver, the District had to call for partnerships from community based and private providers to determine if a partnership is warranted. No community partners attended the meeting nor applied for partnership. The District recommends the Board approve the application for the Pre-K Waiver to TEA without entering into a partnership with a local entity.				
Financial Implications:	There is no financial impact to this year's budget.				
Attachments:	N/A				

Recommendation: | The Administration recommends the Board approve the application of the Full-Day Pre-Kindergarten Exemption Waiver for three years without entering into a partnership with an outside entity as presented.

Motion: | I move the Board approve the application of the Full-Day Pre-Kindergarten Exemption Waiver for three years without entering into a partnership with an outside entity as presented.

Board Agenda Item

Little Elm Independent School District
300 Lobo Lane
Little Elm, Texas 75068

Board Mtg. Date	Reports of the Superintendent	Action Item	Consent Agenda	Reports, Routine Monthly	Other
03-21-2022	<input type="checkbox"/>	<input type="checkbox"/>	<input checked="" type="checkbox"/>	<input type="checkbox"/>	<input type="checkbox"/>
Subject:	REQUEST FOR PROPOSAL #2022-001 LEASED FIBER SERVICE				
Presenter or Contact Person:	Gregg Burcham, Director for Network and Technology Services				
Policy/Code:	CH (LEGAL)				
Strategic Plan Goal:	Ensuring Fiscal Health and Sustainability				
Summary:	Providing the Leased Fiber Service RFP results/recommendation for approval.				
Financial Implications:	Pending E-Rate approval, up to \$140,000 in special construction costs and \$250/month for 10 years				
Attachments:	RFP #2022-001 Timeline and Awarded Vendor.				
Recommendation:	The Administration recommends approval of Zayo Group for Leased Fiber Service as submitted.				
Motion:	I move that the Board approve the Zayo Group for Leased Fiber Services dated March 21, 2022 as submitted.				

RFP #2022-001 Leased Fiber Service

Timeline

Send Bid Ad to Denton Record	January 10, 2022
First Bid Ad to run on	January 15, 2022
Second bid Ad to run on	January 22, 2022
Receive & Open Proposals	March 1, 2022 @ 2 PM
Tabulated Evaluations	March 4, 2022

RFP #2022-001 Awarded Vendor

Company Name: Zayo Group

Amount awarded: Up to \$140,000 in special construction costs and \$250/month for 10 years (all potentially E-Rate eligible)

Board Agenda Item

Little Elm Independent School District
300 Lobo Lane
Little Elm, Texas 75068

Board Mtg. Date	Reports of the Superintendent	Action Item	Consent Agenda	Reports, Routine Monthly	Other
03-21-2022	<input type="checkbox"/>	<input type="checkbox"/>	<input checked="" type="checkbox"/>	<input type="checkbox"/>	<input type="checkbox"/>
Subject:	REQUEST FOR PROPOSAL #2021-004 NETWORK SERVICES AND EQUIPMENT				
Presenter or Contact Person:	Gregg Burcham, Director for Network and Technology Services				
Policy/Code:	CH (LEGAL)				
Strategic Plan Goal:	Ensuring Fiscal Health and Sustainability				
Summary:	Providing the Network Services and Equipment RFP results/recommendation for approval.				
Financial Implications:	No immediate financial implication, approval of bid only at this time. Expenditure is contingent on future funding & budget availability.				
Attachments:	RFP #2021-004 Timeline and Awarded Vendors.				
Recommendation:	The Administration recommends approval of the vendors for Network Services and Equipment as submitted for E-Rate documentation, pending the availability of future funds.				
Motion:	I move that the Board approve the list of Network Services and Equipment vendors dated March 21, 2022 as submitted, pending the availability of future funds.				

RFP #2021-004 Network Services and Equipment

Timeline

Send Bid Ad to Denton Record	December 16, 2021
First Bid Ad to run on	December 22, 2021
Second bid Ad to run on	December 29, 2021
Receive & Open Proposals	February 11, 2022 @ 2 PM
Tabulated Evaluations	February 16 & March 4, 2022

RFP #2021-004 Awarded Vendor

Access Points & Installation

Company Name: Netsync Network Solutions

Amount awarded: \$540,302.04 (\$466,322.04 potentially E-Rate eligible)

Layer 2 Switches & Installation

Company Name: Netsync Network Solutions

Amount awarded: \$1,131,144.87 (\$1,050,174.87 potentially E-Rate eligible)

Layer 3 Switches & Optics

Company Name: Weaver Technologies

Amount awarded: \$106,952.12 (potentially E-Rate eligible)

Board Agenda Item

Little Elm Independent School District
300 Lobo Lane
Little Elm, Texas 75068

Board Mtg. Date	Reports of the Superintendent	Action Item	Consent Agenda	Reports, Routine Monthly	Other
03-21-2022	<input type="checkbox"/>	<input type="checkbox"/>	<input checked="" type="checkbox"/>	<input type="checkbox"/>	<input type="checkbox"/>
Subject:	LITTLE ELM ISD EXPENDITURES OVER \$50,000 SUMMARY REPORT				
Presenter or Contact Person:	Shay Adams, Assistant Superintendent for Business & Finance				
Policy/Code:	CH (LOCAL) Purchasing And Acquisition				
Strategic Plan Goal:	Ensuring Fiscal Health and Sustainability				
Summary:	Allows LEISD to purchase products or services valued over \$50,000 (listed on attachment) which have been properly purchased through statutorily authorized methods.				
Financial Implications:	See attached spreadsheet of expenditures and summary of services for Solution Tree expenditure.				
Attachments:	Little Elm ISD Expenditures Over \$50,000 Summary Report for Approval				
Recommendation:	The Administration recommends approval of the Little Elm ISD Expenditures Over \$50,000 Summary Report as submitted.				
Motion:	I move that the Board approve the Little Elm ISD Expenditures Over \$50,000 Summary Report dated March 21, 2022 as submitted.				

Board Agenda Item

Little Elm Independent School District
300 Lobo Lane
Little Elm, Texas 75068

	Reports of the Superintendent	Action Item	Consent Agenda	Reports, Routine Monthly	Other
Board Mtg. Date 03-21-2022	<input type="checkbox"/>	<input type="checkbox"/>	<input checked="" type="checkbox"/>	<input type="checkbox"/>	<input type="checkbox"/>
Subject:	LITTLE ELM ISD INTERLOCAL SUMMARY REPORT				
Presenter or Contact Person:	Shay Adams, Assistant Superintendent for Business & Finance				
Policy/Code:	GRB (LEGAL)				
Strategic Plan Goal:	Ensuring Fiscal Health and Sustainability				
Summary:	Allows LEISD to purchase products or services from other governmental entities (listed on attachment) which have been properly awarded contracts through statutorily authorized methods.				
Financial Implications:	See attached summary report.				
Attachments:	Little Elm ISD Interlocal Summary Report for Approval				
Recommendation:	The Administration recommends approval of the Little Elm ISD Interlocal Summary Report as submitted.				
Motion:	I move that the Board approve the Little Elm ISD Interlocal Summary Report dated March 21, 2022 as submitted.				

Little Elm ISD Interlocal Summary Report for Approval

Board Meeting Date: March 21, 2022

Ref #	Vendor Name	Department	Status (New, Renewal, Vendor Change)	Prior Year Contract Amount	Renewal Amount	Change	Effective Date	Expiration Date	Description	Administrator
1	TASB Risk Management	Business & Finance Services	Change	n/a	n/a	n/a	5/1/2022	does not expire unless terminated	Interlocal Participation Agreement (IPA) between Little Elm ISD and TASB Risk Management Fund. This is for participation in TASB Risk Management Fund Coverage Programs. This is an amended IPA to replace the current IPA that was last amended in 2012. Pursuant to Chapter 791 of the Texas Government Code, the new IPA must be authorized and approved by our Board of Trustees.	Shay Adams
2										
3										
4										
5										

Board Agenda Item

Little Elm Independent School District
300 Lobo Lane
Little Elm, Texas 75068

	Reports of the Superintendent	Action Item	Consent Agenda	Reports, Routine Monthly	Other
Board Mtg. Date 03-21-2022	<input type="checkbox"/>	<input type="checkbox"/>	<input checked="" type="checkbox"/>	<input type="checkbox"/>	<input type="checkbox"/>
Subject:	GIFTS AND DONATIONS				
Presenter or Contact Person:	Jesse Wyse, Director of Budget and Finance				
Policy/Code:	Other Revenues - Grants from Private Sources - CDC (LOCAL)				
Strategic Plan Goal:	Ensuring Fiscal Health & Sustainability				
Summary:	New gifts and donations received by the District will be presented.				
Financial Implications:	Increase of General Fund revenues and increase in appropriate budgets.				
Attachments:	Donation List				
Recommendation:	The Administration recommends the acceptance of gifts and donations as submitted.				
Motion:	I move the Board approve the acceptance of gifts and donations as submitted.				

LITTLE ELM INDEPENDENT SCHOOL DISTRICT
 NEW DONATIONS
 March 2022

Donations Less than \$2,500

Campus/Dept	Fund	Donation From	Description	Date	Monetary	Non-Monetary	Total
Little Elm High School	461	Eminence Dance Complex LLC	LEHS Theatre for next year's musical	02/09/22	1,000.00		1,000.00
					1,000.00	-	1,000.00

Donations \$2,500 and Greater

Campus/Dept	Fund	Donation From	Description	Date	Monetary	Non-Monetary	Total
					-	-	-