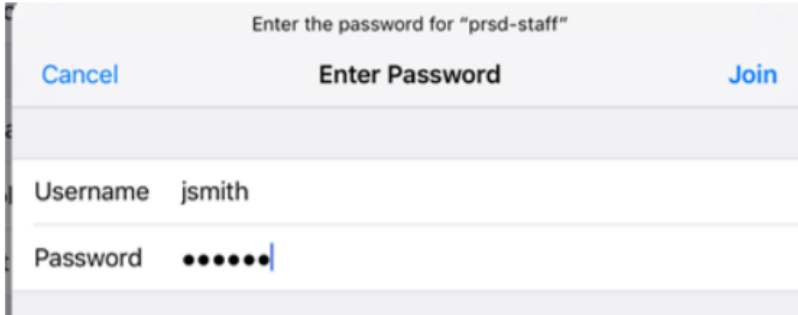


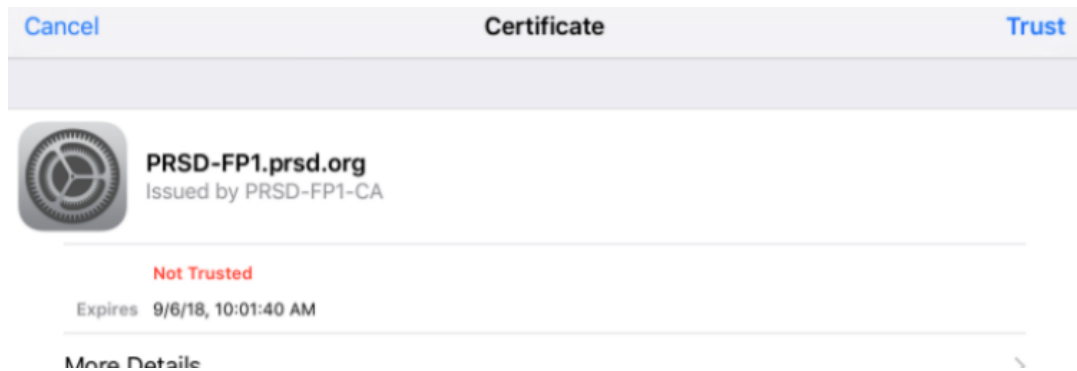
Setup PRSD BYOD WiFi on iPad / iPhone / iTouch

- Tap "Settings"
- Tap "Wi-Fi"
- Tap on the WiFi network that you want to connect to

- prsd-staff – for Staff



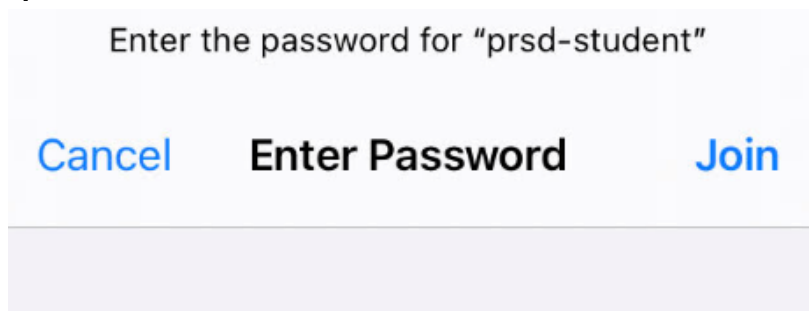
- Tap "Join"



- Tap "Trust"
- Your Device is now connected

OR

- prsd-student – for HS/MS Students



Password

Password: prsdbyod

- Tap "Join"
- Your Device is now connected

OR

- **BYOD - for Elementary Students**
- Click on the "BYOD" network
- Your Device is now connected