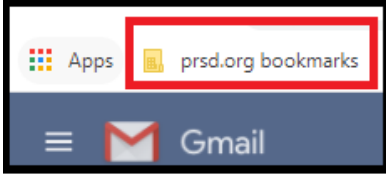
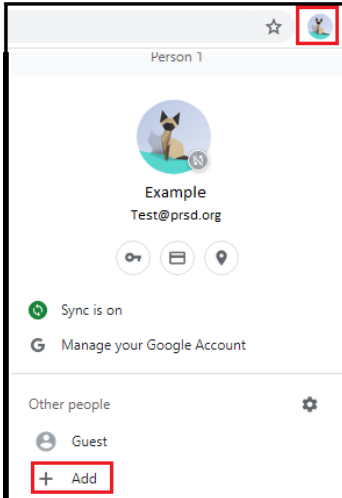


How do I know if I am sync'd to my PRSD Student Account? **prsd.org bookmarks will be viewable on your Chrome Toolbar.**

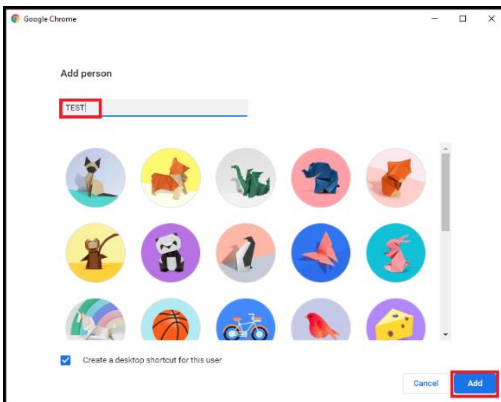


The following instructions will sync your PRSD Student Account to your Chrome Browser:

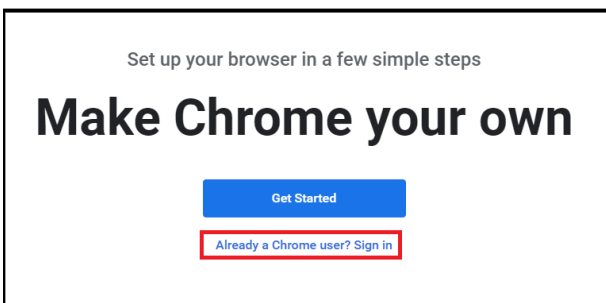
1> Far Right Corner – Select Silhouette Icon & select Add



2> Enter an Account Name & Add (lower right corner)



3> Select **Already a Chrome user? Sign In.**



4> Enter PRSD email & password (sync links)

Google

Sign in to Chrome

Sign in with your Google Account to get your bookmarks, history, passwords, and other settings on all your devices

Email or phone

PRSD STUDENT EMAIL ADDRESS

[Forgot email?](#)

Not your computer? Use Guest mode to sign in privately.
[Learn more](#)

[Create account](#) [Next](#)