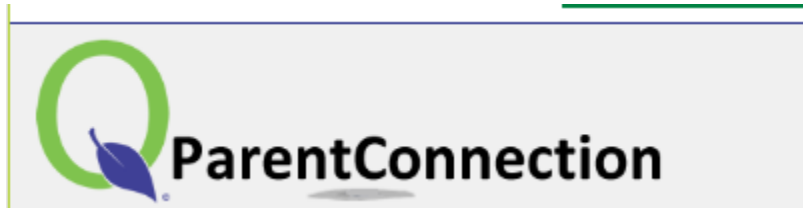


Welcome to VLAC ParentConnection, please see below how to access your students' grades:

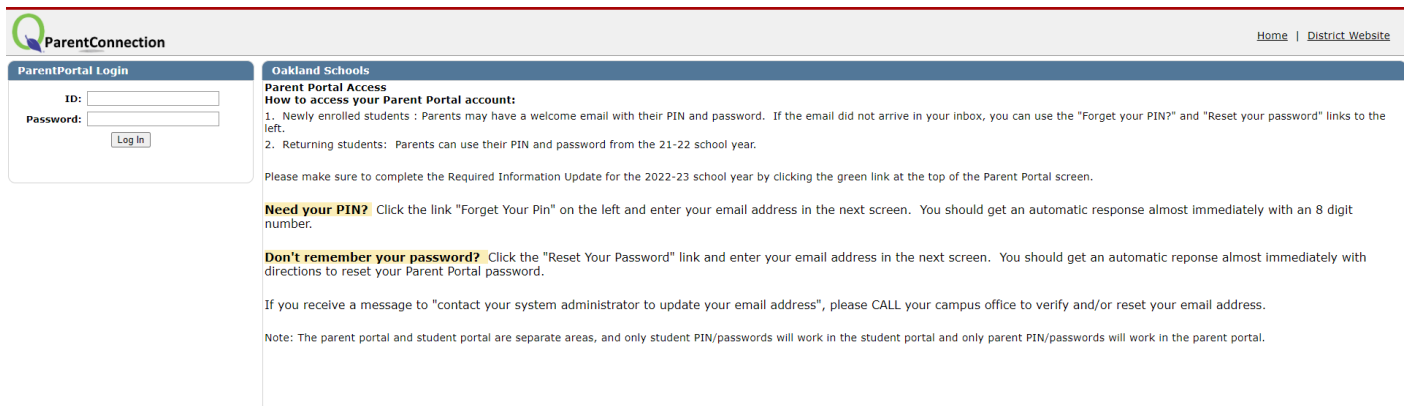
Parents will login to ParentConnection with their Pin and Password:



Click on the Link below to take you to the website:

<https://mistar.oakland.k12.mi.us/ostc/parentportal/>

Below is where the link will take you to input your Pin and Password:



ParentConnection Home | District Website

ParentPortal Login

ID:

Password:

Oakland Schools

Parent Portal Access
How to access your Parent Portal account:

1. Newly enrolled students : Parents may have a welcome email with their PIN and password. If the email did not arrive in your inbox, you can use the "Forgot your PIN?" and "Reset your password" links to the left.
2. Returning students: Parents can use their PIN and password from the 21-22 school year.

Please make sure to complete the Required Information Update for the 2022-23 school year by clicking the green link at the top of the Parent Portal screen.


Need your PIN? Click the link "Forgot Your Pin" on the left and enter your email address in the next screen. You should get an automatic response almost immediately with an 8 digit number.

Don't remember your password? Click the "Reset Your Password" link and enter your email address in the next screen. You should get an automatic response almost immediately with directions to reset your Parent Portal password.

If you receive a message to "contact your system administrator to update your email address", please CALL your campus office to verify and/or reset your email address.

Note: The parent portal and student portal are separate areas, and only student PIN/passwords will work in the student portal and only parent PIN/passwords will work in the parent portal.

On the left-hand side of your screen, open the Marks button by clicking on the + sign button:



+ Demographics

+ Schedule

+ Marks

Marks

Semester 1 VLAC

It will list students' marks in this section.