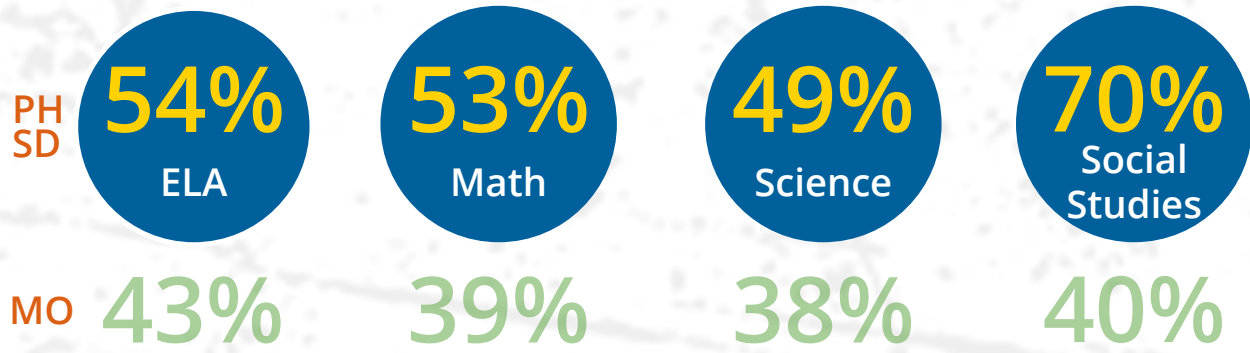


PARK HILL SCHOOL DISTRICT STUDENT ACHIEVEMENT


MAP TESTING

Percent of students scoring proficient or advanced. All assessments. (21-22 Data)



NWEA

NWEA achievement and growth information from Spring 2020-2021.



NWEA expectation is 50% of students meet growth goal.

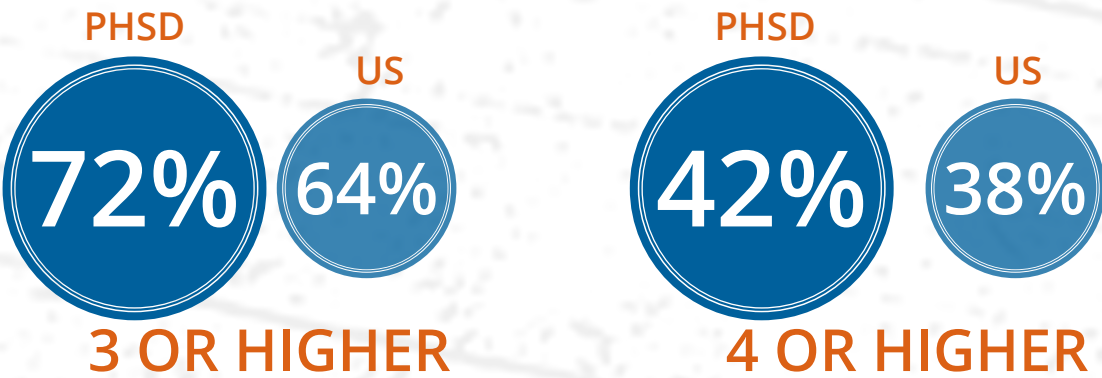
ACT

Class of 2022 Graduate ACT Score



AP EXAMS

Scoring a 3 or higher on the Advanced Placement Exam indicates qualification for college credit. (2021-2022)



Park Hill School District

Building Successful Futures • Each Student • Every Day

PARK HILL SCHOOL DISTRICT 21-22 MAP TESTING

ELA

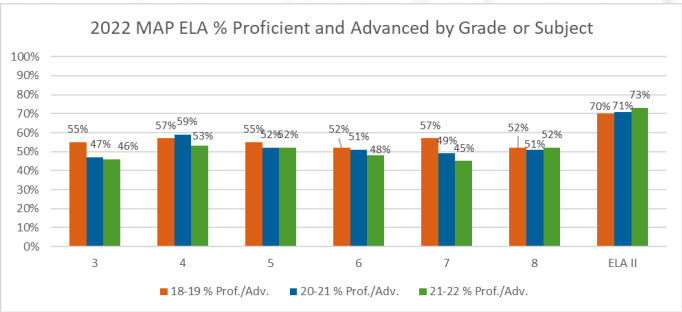
Grades 3-8 and ELA II

PH
SD

54%
ELA

MO

43%



58%

PHSD
18-19

MATH

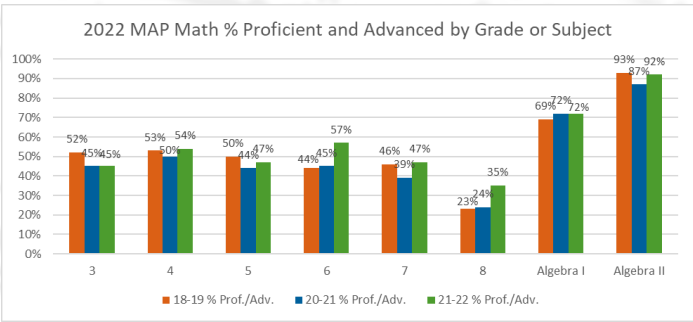
Grades 3-8 and Algebra I

PH
SD

53%
Math

MO

39%



51%

PHSD
18-19

SCIENCE

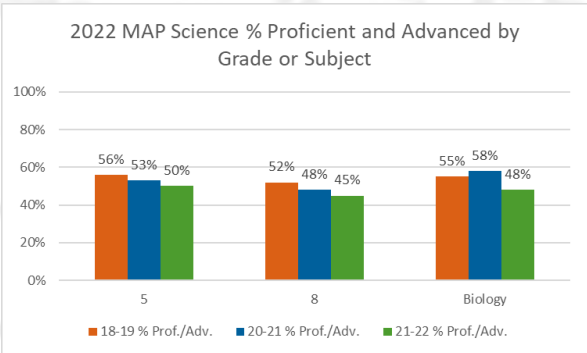
Grades 5, 8, and Biology I

PH
SD

49%
Science

MO

38%



55%

PHSD
18-19

SOCIAL STUDIES

Government EOC

PH
SD

70%
Social Studies

MO

40%

N/A

PHSD
18-19



Park Hill School District

Building Successful Futures • Each Student • Every Day

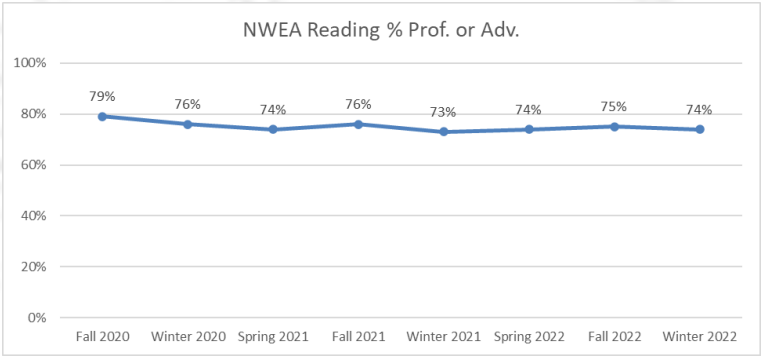
PARK HILL SCHOOL DISTRICT 20-21 NWEA TESTING

READING

Grades K-8

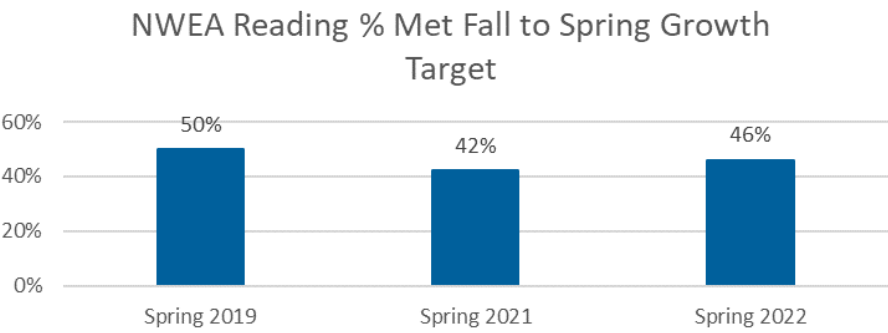
Proficiency


74%
READING



Growth Met


53%
READING
(THROUGH WINTER)



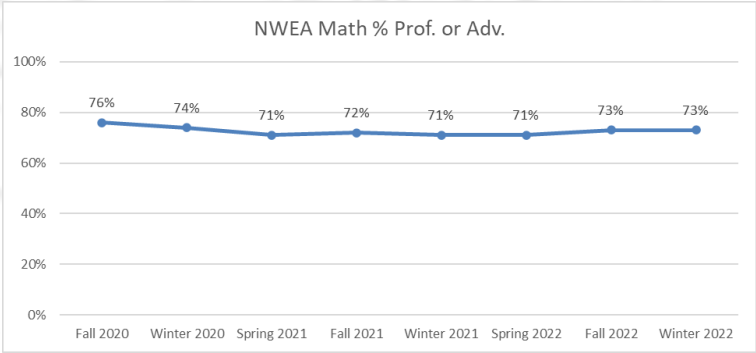
NWEA expectation is 50% of students meet growth goal.

MATH

Grades K-8

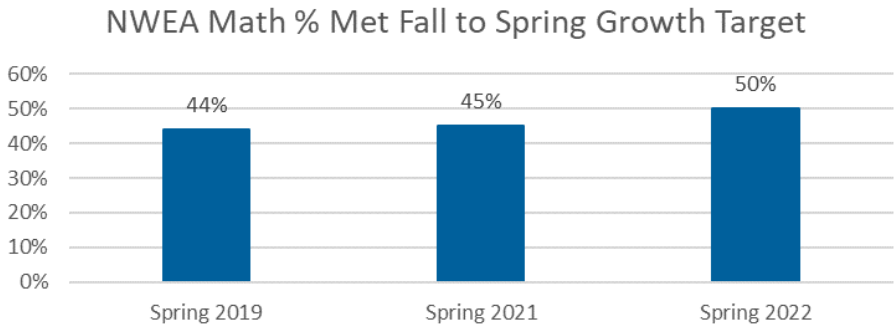
Proficiency


73%
MATH



Growth Met


55%
MATH
(THROUGH WINTER)



NWEA expectation is 50% of students meet growth goal.



Park Hill School District

Building Successful Futures • Each Student • Every Day

PARK HILL SCHOOL DISTRICT FALL 2022 CLIMATE & CULTURE

Percentages reflect the %
of favorable responses.

SCHOOL BELONGING

Park
Hill
School
District

70%
Grade
3-5

Similar
Schools

65%

42%
Grade
6-12

45%

SCHOOL CLIMATE

Park
Hill
School
District

70%
GRADES
3-5

Similar
Schools

68%

57%
GRADES
6-12

53%

73%
GUARDIAN

67%

65%
STAFF

65%

70%
TEACHER

65%

SCHOOL SAFETY

PHSD

67%

GRADES 3-5

Similar
Schools

69%

PHSD

55%

GRADES 6-12

Similar
Schools

61%

PHSD

72%

GUARDIAN

Similar
Schools

81%



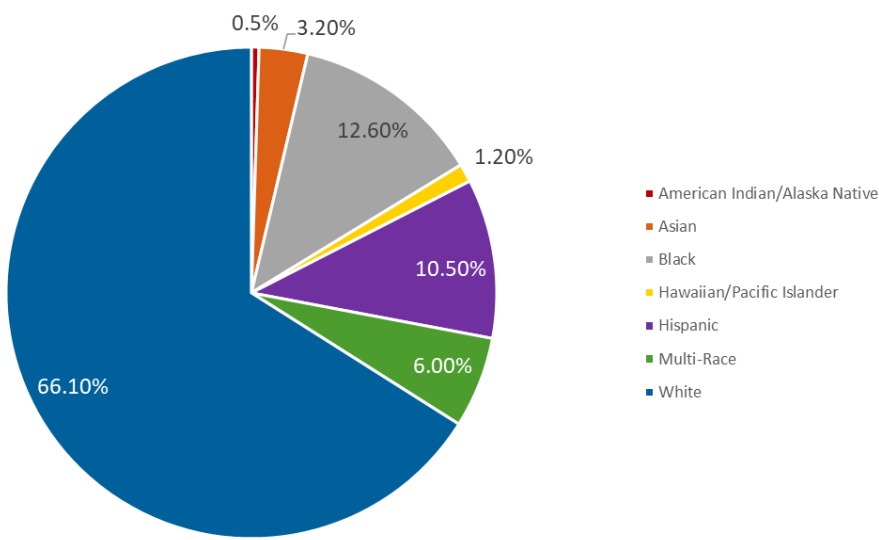
Park Hill School District

Building Successful Futures • Each Student • Every Day

PARK HILL SCHOOL DISTRICT 21-22 STATE ACCOUNTABILITY

DEMOGRAPHIC PROFILE

Enrollment: 11,692



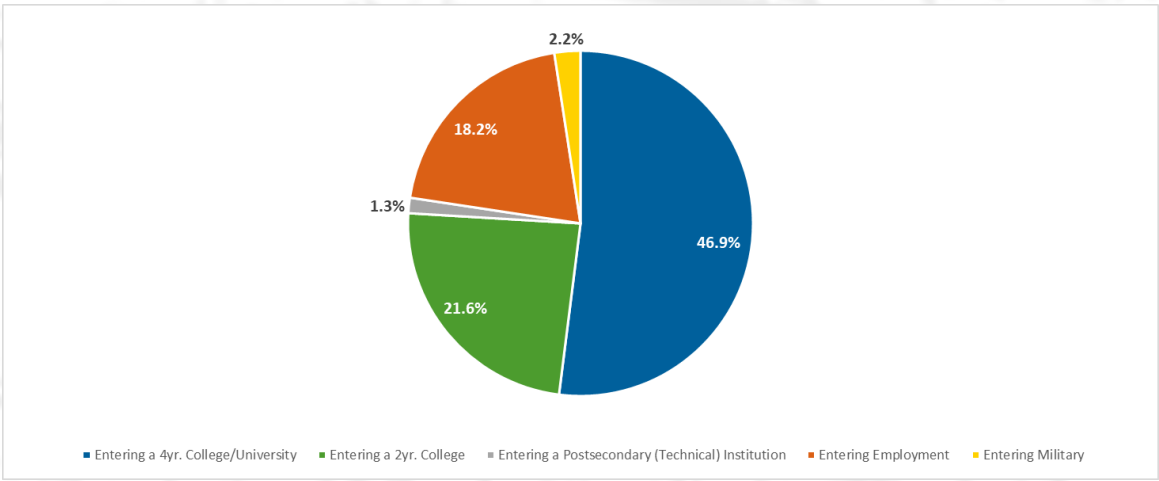
GRADUATION RATE



PHSD
91.1%

Missouri
89.7%

POST GRADUATION



ATTENDANCE RATE

STUDENT TO TEACHER RATIO

FREE AND REDUCED POPULATION

PHSD
80.4%

Missouri
76.2%

PHSD
17:1

PHSD
16.6%

Missouri
42.3%

