

# Comprehensive School Safety Plan

Ed Code 32280

Revised January 2022  
By Chris Niemeyer

# Table of Contents

Page Number	Content
<b>Page 3</b>	<b>School Safety Committee Members</b>
<b>Page 4</b>	<b>School Site Council Review &amp; Approval Sheet</b>
<b>Pages 5-9</b>	<b>AVUHSD Disaster/Incident Reference Sheet</b>
<b>Pages 10-18</b>	<b>Disaster Procedures</b> <ul style="list-style-type: none"> <li>• Earthquake</li> <li>• Fire/ Explosion</li> <li>• Lockdown</li> <li>• Active Shooter</li> <li>• Hostage</li> <li>• Bomb Threat</li> <li>• Suicide Threat</li> </ul>
<b>Page 19</b>	<b>Emergency Evacuation Routes</b>
<b>Page 20</b>	<b>Emergency Supplies Checklist</b>
<b>Page 21</b>	<b>School Crime Assessment Data</b>
<b>Page 22</b>	<b>Compliance</b>
<b>Appendix</b>	<b>A: Board Policies</b> <b>B: School Discipline Policy</b> <b>C: School Dress Code Policy</b> <b>D: School Site Safety Plan Checklist</b>

# School Safety Committee Members

Name	Title
Ed Gonzalez	Vice Principal
Chris Niemeyer	Director of Site Safety
Latisha Sampson	Threat Assessment Counselor
Tim Checkwood	Maintenance Coordinator
Clyde Merrick	Campus Supervisor
Jamar Culver	Campus Supervisor
Sara Lopez	Health Office Technician

# School Site Council Review & Approval Sheet


Names of School Site Council Members	Principal	Classroom Teacher	Other School Staff	Parent or Community Member	Secondary Student
Zach Mercier	X				
Dean Miller		X			
Heidi Miller		X			
Rey Rodriguez		X			
James Vondra		absent			
Sharon Davis			X		
Sulema Figueroa			X		
Jeffery Robertson				X	
Jennifer Slater-Sanchez				X	
Abbie Prewitt					X
Antoinette Ferrer					X
Dezarey Dye					X

This comprehensive School Safety Plan was adopted by the School Site Council at a public meeting on Date: 1/18/2022 and revised and voted on 5/4/2022

Attested on 5/4/2022

Attested:

  
Signature of School Principal

  
Signature of SSC Chairperson



# Disaster/ Incident Reference Sheet

Site/ Agency	Contact Number
AVUHSD	(661) 948-7655
• Superintendent	• Ext. 225
• Educational Services	• Ext. 230
• Business Services	• Ext. 218
• Personnel Services	• Ext. 216
• Risk Management	• Ext: 247
• Maintenance/ Facilities	• Ext. 290
• Student Support	(661) 729-2321
• Transportation	(661) 945-3621
AVAE	(661) 942-3042
AVHS	(661) 948-8552
DWM	(661) 948-7555
DWW	(661) 943-2091
EHS	(661) 946-3800
HHS	(661) 538-0304
LnHS	(661) 726-7649
LHS	(661) 944-5209
PHS	(661) 273-3181
PxHS	(661) 729-3936
KHS	(661) 533-9000
QHHS	(661) 718-3100
RRP	(661) 944-6510
ROP	(661) 575-1000
<b>Emergency Phone Number</b>	9-9-1-1
<b>Lancaster Sheriff Department</b>	(661) 948-8466
<b>Palmdale Sheriff Department</b>	(661) 272-2400
<b>Fire</b>	(661) 948-2631
<b>Operator</b>	"0"

<b>Principal Extension</b>	100
<b>Campus Security Extension</b>	682

**General Information:** When faced with an emergency situation, please call Campus Security at **Extension 682** or the Switchboard operator at Extension "0". Local Law Enforcement and Local Fire can be contacted by calling one of the numbers listed above. Clearly identify your exact location. If safe, remain on the line and do not hang up. Keep other lines clear for emergency calls. Your school site may well be a crime scene and everyone needs to take steps to preserve the evidence and to identify potential witnesses.

Teachers will gather roll sheets or other class records for student accountability. Consider the impact on students and your peers. Anticipate the involvement of Local Law Enforcement, Fire Department, mental health professionals and other first responders. When appropriate the district procedures for releasing students will be utilized.

**LOCKDOWN:** Please keep in mind that there are times when a decision to evacuate may actually put students and staff in harm's way. If the situation dictates that it is best for students to remain locked down in their classrooms, a LOCKDOWN announcement will be called at which time an immediate LOCKDOWN will occur. All doors are to be immediately locked and students who are outside are to come indoors. If a fire alarm is sounding and a verbal/PA command for a LOCKDOWN is heard, obey the verbal/PA commands. During a LOCKDOWN, remain in the locked room until directed to leave by the police or school/staff administration.

**Accidents:** If an accident happens near campus or if a student or staff member is seriously injured call the Switchboard. Identify your exact location. Remain calm and respond to the situation.

**Armed Student in Class:** Do not confront the student! Wait for Law Enforcement and Campus Security to arrive. Do not attempt to retrieve the weapon. Do not attempt to restrain or discipline the student. Remain calm and conversational with the armed individual.

**Bomb Threat:** If available, immediately refer to the "Bomb Threat Checklist". Keep the caller on the line as long as possible. Ask him/her to repeat the message. If the caller does not indicate the location of the bomb or the time of the possible detonation, ask him/her for this information. If possible, have more than one person listen in on the call. Alert the principal/site administrator. Keep the matter confidential. Immediately complete the "Bomb Threat Checklist". If you find a suspicious device that you believe may be an explosive, **DO NOT TOUCH OR HANDLE THE OBJECT**. Immediately contact Campus Security, Law Enforcement or the principal/site administrator with the use of a hard wired "landline" telephone.

Campus Security and Law Enforcement personnel will assess the situation to determine if evacuation procedures are warranted. Be prepared to report the location and an accurate description of the suspicious device. If possible, check to see that all doors and windows are open. Expect Campus Security and Law Enforcement personnel to examine rooms. Anticipate being asked if you have seen any objects that are out of place or are in places where they do not normally belong. Identify potential witnesses.

**Earthquake: DURING THE QUAKE:** At first sign of shaking, you should give the DROP command. If indoors, everyone should get under a desk or table. If that is not possible, stand next to an inside wall or under an inside doorway. Stay away from computers, televisions, stacks of books, file cabinets, and other heavy objects. Get as far away from the window(s) as possible. Drop to your knees with your back to the window(s) and knees together. Clasp one hand firmly behind your head, covering your neck. Wrap your other arm around a table or chair leg and hold tightly. Bury your face in your arms, protecting your head, and close your eyes tightly. Remain in this position until the earthquake is over. If outdoors, staff should direct students away from buildings, trees, poles and wires. Give the DROP command. Everyone should cover as much skin surface as possible, close eyes and cover ears. If students are on the way to or from school, instruct them to stay in the open away from buildings, signs, trees and wires. Do not run. After the quake, continue home or to school. **FOLLOWING THE QUAKE, ANTICIPATE AFTERSHOCKS.** Anticipate that all students and staff will be evacuated in an orderly manner using pre-planned evacuation routes. All teachers should take roll and note missing students or staff. Students should remain outdoors, in the evacuation area, until buildings are declared safe. Be prepared to operate without first responder assistance for an unknown time. Retrieve medical supplies and treat the wounded. Keep in mind (1) the first concern is with physical safety; (2) attention can and should be given to the emotional trauma; (3) everyone will need facts; (4) everyone will need an opportunity to share feelings and experiences; (5) children need to be together with adults, friends or family members; (6) if possible, engage children in activities.

**Fire/Explosion:** In the event of a significant fire, activate the fire alarm and call 9-9-1-1. The injured should receive First Aid treatment as much as possible while awaiting first responders. Anticipate an evacuation away from threatened buildings using the designated evacuation routes. Keep in mind the direction of the wind when determining your evacuation route. Maintain control of students and take roll. If smoke is in the immediate vicinity, instruct students to "Stay low and exit," crawling to avoid breathing fumes. If no escape is possible, close as many doors as possible between yourself and the fire. Seal cracks and openings with wet clothing/rags and avoid fanning flames. Lay on the floor to avoid smoke. Wait for help. Identify witnesses. Anticipate being transported to an alternative location.

**Gang Fight/Riot/Threatening Group:** Contact Campus Security or the Switchboard Operator. Wait for Campus Security to arrive. If there is fighting, do not try to break it up. Identify yourself and issue an order to disperse. Let Campus Security or Law Enforcement handle the situation.

(For Designated Staff): Call 9-9-1-1 and identify your school site and exact location. Stay on the phone with Law Enforcement until they arrive. Relay as much information as possible. Who and how many are involved? Specific location of occurrence? Number of wounded? Weapons involved? Any background knowledge of trouble or participants? Administer First Aid treatment to injured individuals when it is safe to do so. If possible, remove students from the area. Anticipate that a LOCK DOWN may be implemented to ensure students safety in the classroom. If students are out of class, direct them out of the danger zone. When appropriate, have them report to their next period class immediately. Do not physically disturb the area where the fight occurred. It is a crime scene. Provide the name of potential witnesses to the Campus Security or Law Enforcement. Attempt to calm students. Contact Campus Security or Law Enforcement with any rumors of potential conflicts or fights. Notify the District Office to request additional security staff.

**Hostage Situation:** Do not use words such as "hostage," "captives," or "negotiate". Remain calm, No confrontation, No challenges, No heroics. **IF A CLASSROOM IS TAKEN HOSTAGE:** Obey the suspect's commands. Don't argue or fight. Go into a rest mode. Be passive. Tend to display more restful, sleepy behavior as opposed to being active. Try to calm the suspect and listen to complaints or demands. Once again, do not use words such as "hostage," "captives," or "negotiate". Keep the

students calm and don't allow them to agitate the suspect. Ask permission of the suspect in all matters. Make an effort to establish rapport with the suspect. Provide your first name. Find out his/her first name and use first names, including the student's first name, throughout the conversation. If you do not know first names, refer to the hostage(s) as boys, girls, men, women, or students. This will help personalize hostage(s) as people rather than objects. Encourage suspects to release everyone. **KEEP ALL RADIOS, TELEVISION SETS, AND COMPUTERS TURNED OFF.** If possible and without increasing risk to yourself, minimize any possibility that the suspect can hear or see "NEWS REPORTS." This could escalate the situation and keeping these devices off may help the situation. Be calm and patient and wait for help. Keep in mind that the average hostage incident lasts approximately six (6) to eight (8) hours and the average barricade incident lasts approximately three (3) hours. "TIME IS ON YOUR SIDE." Based on the situation and the age of the suspect, anticipate at the point of rescue that all "possible suspects" in the room will be handcuffed by the police department. The police will then make a positive identification of the suspect and release the victims. Anticipate a **LOCK DOWN** to protect students and staff members in their classrooms/offices.

**Rape:** Offer the victim care and first aid until authorities arrive. Protect the crime scene. Avoid destroying any evidence. Do not permit the victim to use the restroom or cleanse any areas of the body until instructed to do so by the law enforcement. Wait with the victim until the site administrator arrives. When possible, provide a same-sex employee to remain with the victim. Identify potential witnesses. If you talk to the victim prior to law enforcement arriving on the scene, restrict the conversation to immediate medical needs. If discussion occurs on the situation, speak only in general terms. **DO NOT DISCUSS THE SPECIFICS** of the case. It is better in court that the initial specific statements about the crime are recorded by the police department and are not heard second hand with you as the witness. Take steps to protect the victim's identity. Protect the "PRIVACY" and "Rights of Confidentiality" of the student and family. Confer with the site administrator regarding contacting Child Protective Services.

**Shooting/ Armed Assailant:** At the first indications of shooting, sound of gunfire, loud cracking, popping, banging noises, windows shattering, glass exploding in classrooms, bullets ricocheting: Instruct students to drop to the ground immediately, face down as flat as possible. If you are within 15-20 feet of a safe position, duck and run for cover. Move or crawl away from gunfire, trying to create obstruction between you and the gunfire. **IMPORTANT: KEEP IN MIND THAT MANY OBSTRUCTIONS MAY VISUALLY CONCEAL YOU FROM THE GUNFIRE, BUT THEY MAY NOT BE BULLETPROOF AND WILL NOT PROTECT YOU FROM GUNFIRE.** Try to get behind or inside a building and stay down. When you reach a relatively safe area, stay down and do not move. Do not peek or raise your head. If possible, call the office from a classroom to report the situation. Listen for directions from law enforcement.

**IF INSIDE CLASSROOM (WITH ASSAILANT OUTSIDE):** Duck and cover. Keep students inside. Close and lock the outside door to the classroom. Close the blinds, turn off the lights, and stay on the floor. Call the office (if possible) to report the location of the armed assailant.

**OFFICE PERSONNEL:** Duck and cover on the floor, making phone calls from this position. Keep students out of danger. Consider if a **LOCK DOWN** should be implemented to contain those students in their classrooms. Call 9-9-1-1. Identify your school site and exact location. As law enforcement are in transit, relay information: Is suspect still on-campus? Where did he/she go? Specific location of occurrence. Number of wounded. Description of all weapon(s), dangerous object(s) and any visible ammunition. **LOOK FOR MULTIPLE WEAPONS AND REPORT ALL WEAPONS.** Any shots fired? Describe the sound and number of shots fired. Keep the P.A. System on to provide instant announcements.

**Suicide/Threat:** Suicide rarely happens without some warning to someone. Staff and faculty need to take all comments about suicidal thoughts seriously, especially if details of a suicide plan are shared.

**Verbal Suicide Threat:** If a student suggests he/she is thinking about committing suicide in the near future: **LISTEN! SHOW YOU CARE! GET HELP!** Trust your feelings that this student may be self-destructive. Do not leave the student alone. Notify Campus Security or Law Enforcement. They



will contact the counselor and/or school psychologist. Under no circumstances should an untrained person attempt to assess the severity of suicidal risk. The counselor/psychologist will notify the student's parent, guardian or other emergency contact.

**When a Student is Threatening Suicide on Campus and has a Lethal Weapon Available:** Stay with the student. Remain calm. Get vital information if possible. Clear other students from the scene. Assure the student that he or she has done the right thing by talking to you. Get the student to talk. Listen! Listen! Listen! Repeat back! Speak in a calm low voice. Make a mental note of what the student says. Monitor the student's behavior constantly. Try to get the student to agree to a verbal "no suicide" contract. ("I will not kill myself before talking to a counselor.") When it is deemed appropriate, the Incident Command Post (ICP) will be set up away from the affected area to provide effective coordination of ongoing response efforts during a critical campus incident. Additionally an off-site Emergency Operation Center will be set up in conjunction with Local Law Enforcement when deemed appropriate to assist with coordination of response management and resource allocation.

# Disaster Procedures

- Earthquake
- Fire/ Explosion
- Lockdown
- Active Shooter
- Hostage
- Bomb Threat
- Suicide Threat

# Earthquake

## DROP, COVER and HOLD ON

### What to do during an Earthquake:

- Protect yourself in the safest place possible without having to move far, no matter your limitations, you need to protect yourself as best as possible. The more limitations you have the more important it is to create safe spaces for yourself.
- Do not try to get out of the building during an earthquake! Most people are injured by other people or falling debris as they try to exit buildings during the shaking.
- DROP under a piece of furniture (desk or table) or against an inside wall.(Before the earthquake knocks you down)
- COVER under a desk or table if possible and protect your head and neck with one arm/hand.
- HOLD ON to a desk or furniture leg to keep it from shifting or uncovering you until the shaking completely stops.

### DROP, COVER and HOLD ON tips for people with special needs:

- If you have difficulty getting safely to the floor on your own during the shaking. Stay as low as possible; protect your head and neck, moving away from windows or other items that can fall on you.
- If in a recliner or bed, do not try to move during the shaking. Stay where you are until the shaking stops.
- If in a wheelchair, lock your wheels and remain seated until the shaking stops.
- Always protect your head and neck with your arms, a pillow, a book or whatever is available.

### Once the shaking stops:

- Check yourself for injury and stay close to and aware of the safe spaces in your environment.
- Be prepared for aftershocks.
- Look around for hazards (broken glass, objects in your way and fallen wires, etc.)
- Evacuate only if necessary, otherwise stay where you are and shelter in place.
  - If told to evacuate, follow directions immediately.

## Fire & Explosion

Upon discovering a fire, explosion, or smoke in the building, activate the fire alarm system by pulling the nearest fire alarm box. Alert people in the immediate area of the fire/explosion and evacuate the area.

- Call ext.0 and/or 9-911 and be prepared to give:
- School name and address
- Location of fire (room or building)
- Description of fire/explosion
- Do not use elevators during a fire emergency.

When the fire alarm sounds, complete evacuation is required. Walk, do not run, to the nearest identified exit and proceed out of the building. If an identified stairway contains smoke or fumes, use an alternate exit. Close doors and windows as you leave, if possible. The alarm may not sound continuously. If the alarm stops, continue the evacuation and warn others who may attempt to enter the building after the alarm stops. Never re-enter the building without notification from The Principal, Administration, Emergency Services or Security.

Leave the building and move away from it, leaving entryway, roadways, and walks open for arriving fire equipment. If smoke is in the immediate vicinity, instruct students and staff to "Stay low and exit, crawling to avoid breathing fumes. Do not return to the building until directed to do so by emergency personnel. All persons should move a safe distance from the building. If you cannot move far enough away from the building on your own, request assistance from emergency personnel. The injured should be treated as much as possible while awaiting Police or Fire. Maintain control of students and take roll. If you have been trained and it is safe to do so, you may attempt to extinguish a fire with a portable fire extinguisher. If you have not been trained, you must evacuate to a safe location.

Security will assist emergency personnel. Building staff will be needed to allow emergency personnel access to affected areas and should make themselves available upon arrival of the fire department. Everyone must follow the orders of the emergency personnel when they arrive.

Notify emergency personnel on the scene if you suspect someone may be trapped inside the building.

## Lockdown

Keep in mind that there are times when a decision to evacuate may actually put students and staff at increased risk. If the situation dictates that it is best for students to remain locked down in their classrooms, the announcement LOCKDOWN will be called over the PA system, and an immediate lockdown will occur.

The Principal's secretary/Data Tech will notify the District Office. The Data Tech operator will notify authorities for emergency response.

### During classes

Teachers: Lock doors, turn off lights, and move all students away from windows. All students will remain in class until instructed to leave by law enforcement or administration. Call (ext. 555) or email the data technician (Lisa Kemper) with any information regarding the shooter. Make sure to include a description of the shooter, type of weapon, and location.

Security will go to their assigned areas and report status. They will also get all students found out of class to the nearest classroom and assign them to the teacher. Security will notify the office of the location of these students when secured.

AP and Vice Principals will assist security in securing all students and will report to areas as assigned by the principal or law enforcement.

The Principal will control the command post and assign personnel.

Further instructions will be provided to staff via email and PA announcements after the LOCKDOWN declaration.

### When students are not in class

Teachers will assist in getting students to the nearest classroom, office or building. Admit students and move them away from the windows. Lock the classroom door and close the door when all students are inside or when, in your judgment, the safety of the students already in the classroom requires door closure. All students will remain in class until instructed to leave by law enforcement or administration. Call (ext. 555) or email the data technician (Lisa Kemper) with any information regarding the shooter. Make sure to include a description of the shooter, type of weapon, and location.

Security will assist in getting students to the nearest classroom, office or building. Security will then report to assigned areas. AP and Vice Principals will assist security in securing all students and will report to areas as assigned by the principal or law enforcement. The Principal will control the command post and assign personnel.

Further instructions will be provided to staff via email and PA announcements after the LOCKDOWN declaration. \* WHEN SHOTS ARE HEARD, DROP AND BEGIN MOVING TO NEAREST CLASSROOM, OFFICE OR BUILDING!!!!

## Active Shooter/ Assailant

Principal, Assistant Principal, or designated Administrator will announce a LOCK DOWN on the P.A.

Principals' Secretary: Notify the District Office

Switchboard Operator: Notify authorities for emergency response

During Classes-

Teachers: Lock doors and move all students away from windows. All students will remain in class until instructed to leave by Law Enforcement or Administration. Call Ext.555 or email the data technician with any information regarding the shooter. Make sure to include a description of the shooter, type of weapon, and location.

Security: Report to assigned areas and report status. Move all students found out of class to the nearest classroom and assign them to the teacher. Security will notify the office of the location of these students when secured.

AP and Vice Principals: Assist security in securing all students; report to areas as assigned by the Principal or Law Enforcement.

Principal will control the command post and assign personnel.

Further instructions will be provided to staff over the P.A. system or by security personnel after the LOCKDOWN declaration.

*If shots are heard: Drop, find cover, and do not move. Begin moving to the nearest classroom, office, building or safe area only when you deem it to be safe to do so.*

## Hostage Situation

A hostage situation is any situation in which a person or persons are forced to stay in one location by one or more individuals. Weapons are usually in the possession of the hostage taker(s) and hostages are threatened with some degree of bodily harm should they not comply with the directives of the hostage taker(s). Certain demands are usually made of outside officials in return for the release of the hostages.

- All hostage situations are dangerous events.
- Principal: The principal or designated individual will assume command of the situation until the arrival of the Los Angeles County Sheriff Department. Campus Supervisors should work closely with the principal/administrative head/designee to ensure that this plan of action is safely achieved. School radios should be utilized when it is established that the hostage taker does not have one. If he does, radios should not be used.
- Lockdown: Appropriate actions should be taken to isolate the hostage taker and the victims that may be under his control. It is important that no additional individuals be exposed to the hostage taker.
- Evacuation: If the situation is contained, immediately evacuate the rest of the building and ensure that egress of students and personnel is done in a manner that they do not go near the area controlled by the hostage taker. All individuals should proceed to a designated evacuation location directed by The Sheriff Department, Campus Supervisors or Administration.

Re-entry: Ensure that no individuals enter or re-enter the building.

Contact 911: Immediately have a staff member contact 911 and give all available information to the dispatcher who will relay the information. Ensure that the caller remains on the line with the 911 dispatcher until The Sheriff Department actually arrives at the scene. This will ensure that accurate, detailed information is relayed to responding officers and school officials can respond to requests of the police department.

Media: The Principal will handle all press matters as well as the dissemination of information to students and parents at the scene.

## Bomb Threat

All bomb threats must be taken seriously and carefully analyzed. The bomb report should be treated as genuine until investigated and until a search of the school has been completed. Begin your decision-making process by gathering as much information about the bomb report as possible.

When bomb threat calls are received the phone call recipient should:

- Keep the caller on the phone as long as possible and do not hang up
- Write down the caller ID number and the exact time of the call
- If a student is answering the phones, have an adult take the call if time permits
- Signal someone to alert the building administrator or designee
- Write down everything the caller said, use the bomb threat call sheet
- Make an educated guess as to the caller's sex, age, race, and accent.
- Identify any background noises
- Even after the caller hangs up, keep the phone off the hook so the police can trace the call
- Discuss this matter only with administrators to ensure that misinformation does not cause panic.

School administrators are faced with at least five possible alternatives:

1. Conduct a low profile search of the exterior grounds and public areas of the building;
2. Conduct a comprehensive search having all staff search their work area, in addition to the grounds and public areas so the entire building is covered;
3. Search with partial evacuation;
4. Evacuate after searching; or
5. Evacuate immediately.

Searches:

- Start on the outside of the school and work inward
- When inside, start at the bottom and work up
- Search personnel always work toward each other
- Listen for background noises
- Consider not using hand held radios

Evacuating:

- Clear pre designated evacuation areas
- Evacuate immediately after clearing egress routes and assembly areas.
- Have school personnel keep students and staff calm.



## Suicide Threat

Definition – A suicide threat is a verbal or non-verbal communication that the individual intends to harm him/herself with the intention to die but has not acted on the behavior.

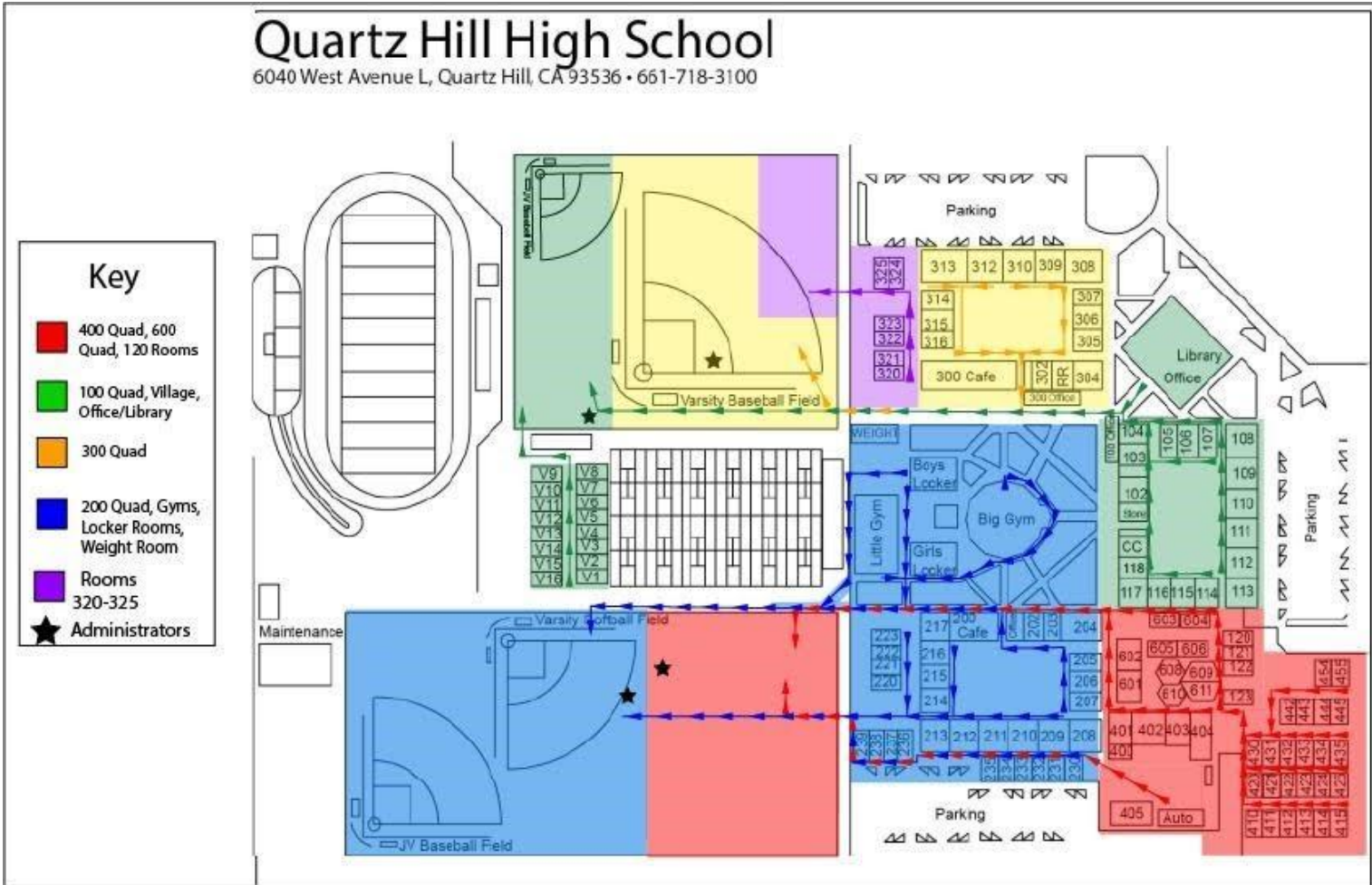
- The staff member who learns of the threat will locate the individual and arrange for or provide constant adult supervision.
- The above-mentioned staff member will immediately inform the principal/designee.
- The principal/designee will involve student services/counseling staff, school nurse practitioner or other trained mental health professional in their absence.
- The appropriate staff or approved agency provider will determine risk and intervention needed by interviewing the student, and gathering appropriate supportive documentation from teachers or others who witnessed the threat.

The principal/designee will:

- Contact the parent/guardian, apprise them of the situation and make recommendations. Most often it is the person conducting the interview who contacts the parent/guardian.
- Put all recommendations in writing to the parent/guardian. [Depending on District policy this may be through certified mail, email delivery confirmation, a parent/signature “sign off” of recommendations sent home to be returned the next day or other approved communication procedure.]
- Mail the recommendation through certified mail if there is any question or doubt of the parent/guardian receiving the recommendations.
- Maintain a file copy of the letter in a secure and appropriate location.
- If the student is known to be currently in counseling, the principal/designee will attempt to inform their treatment provider of what occurred and the actions taken.

Note: If a threat is made during an after-school program, and no school Administration are available, call 1-800-SUICIDE. Inform the principal of the incident and actions taken.

# Evacuation Map



# Emergency Supplies Checklist

## EMERGENCY SUPPLIES

All supplies are stored in the metal container on the asphalt basketball courts. There are also additional medical supplies in the health office.

8 Porta-Potties	10 Blankets
4 axes	4 Brooms
4 Sledgehammers	4 Crowbars
16 Stretchers	8 Shovels
1 EMT Bag with First Aid supplies	5 Ice chests with First Aid supplies
1 Gallon disinfectant	7 - 55 gallon water drums
10 Hard hats	8 Water pumps
1 Bolt cutter	6 Bundles of splints
6 Ice chests of First Aid supplies	

## HEALTH OFFICE SUPPLIES

13 Boxes of Plastic Gloves	1 Small box Q-tips
1 Bag of Cotton Balls	6 Boxes of Gauze
6 Boxes of Alcohol Pads	4 Boxes Wide Band-Aids
2 Bottles Rubbing Alcohol	2 Boxes Small Band-Aids
7 Small rolls of Tape	3 Large rolls of Tape
40 Assorted Splints	1 Box of Tongue Depressors
3 Blankets	10 Boxes of Kleenex
10 Rolls of large cotton gauze	12 Instant Ice Packs
1 Bottle of liquid soap	

Items on the Rolling Medical Cart:

Students' Medication	4 boxes of gauze
1 Pkg. Small Dixie Cups	1 CPR Mouth Barrier
10 Small bags of cheese crackers	1 Container of Salt
1 Thermometer	3 Gowns
5 Boxes of Gloves	5 Full face masks
6 Boxes of large Band-Aids	5 Splints
4 Boxes of small Band-Aids	4 Bottles of rubbing alcohol
1 Blood pressure monitor	1 Goggles

# School Crime Assessment Data

Crime Violation	# Reports	# Arrest
<b>Total Incidents</b>		
Threat Assessment	0	0
Narcotics, Misdemeanor	0	0
Narcotics, Infrac. 11357 HS	9	9
Weapons, Felony	1	1
5150 WIC & 5585.50 WIC	2	2
Threaten School Official	0	0
Battery on a School Official	0	0
Assault/Felony Battery	0	0
Battery	3	3
Fighting in Public	0	0
Vandalism	0	0
Burglary	0	0
Petty Theft	0	0
Other Felony	0	0
Other Misdemeanor	0	0
Juv Info Forms Misc.	0	0
<b>Total Citations</b>		
Hazardous Traffic	0	0
Non-Hazardous Traffic	0	0
Truancy	0	0
Municipal Codes/ Misc. Infractions	0	0
<b>Field Interviews</b>	<b>0</b>	<b>0</b>

# Compliance

<b>ACTIVITY</b>	<b>DATE</b>
Law Enforcement Review	
School Site Safety Committee Review	January 2022
School Site Council Review	January 2022
Board Approval	March 2022
Post on School Website	Following Board Approval

# Appendix

## A: Board Policies

### **BP/AR 0410: Non Discrimination in District Programs and Activities**

<http://www.gamutonline.net/district/antelopevalley/DisplayPolicy/727638/0>

### **BP/AR 0450: Comprehensive Safety Plan**

<http://www.gamutonline.net/district/antelopevalley/DisplayPolicy/727649/0>

### **BP/AR 1250: Visits to Schools**

<http://www.gamutonline.net/district/antelopevalley/DisplayPolicy/727675/1>

### **BP/AR 1310.1: Civility Policy**

<http://www.gamutonline.net/district/antelopevalley/DisplayPolicy/727679/1>

### **BP/AR 1330 Community Relations - Use of School Facilities**

<http://www.gamutonline.net/district/antelopevalley/DisplayPolicy/727697/>

### **BP/AR 3515.1: Crime Data Reporting**

<http://www.gamutonline.net/district/antelopevalley/DisplayPolicy/727762/3>

### **BP/AR 3516: Emergencies and Disaster Preparedness Plan**

<http://www.gamutonline.net/district/antelopevalley/DisplayPolicy/727764/3>

### **BP/AR 3516.3: Earthquake Emergency Procedure System**

<http://www.gamutonline.net/district/antelopevalley/DisplayPolicy/727769/3>

### **BP/AR 4119.11/4219.11/4319.11: Sexual Harassment**

<http://www.gamutonline.net/district/antelopevalley/DisplayPolicy/727867/4>

<http://www.gamutonline.net/district/antelopevalley/DisplayPolicy/727868/4>

<http://www.gamutonline.net/district/antelopevalley/DisplayPolicy/727869/4>

### **BP/AR 4158/4258/4358: Employee Security**

<http://www.gamutonline.net/district/antelopevalley/DisplayPolicy/727980/4>

<http://www.gamutonline.net/district/antelopevalley/DisplayPolicy/727981/4>

<http://www.gamutonline.net/district/antelopevalley/DisplayPolicy/727982/4>

**BP/AR 4158.1/4258.1/4358.1: Teacher Notification of Dangerous Students**

<http://www.gamutonline.net/district/antelopevalley/DisplayPolicy/727986/4>

<http://www.gamutonline.net/district/antelopevalley/DisplayPolicy/727987/4>

<http://www.gamutonline.net/district/antelopevalley/DisplayPolicy/727988/4>

**BP/AR 5113.1: Chronic Absence and Truancy**

<http://www.gamutonline.net/district/antelopevalley/DisplayPolicy/728074/5>

**BP/AR 5131: Conduct**

<http://www.gamutonline.net/district/antelopevalley/DisplayPolicy/728106/5>

**BP/AR 5131.2: Bullying**

<http://www.gamutonline.net/district/antelopevalley/DisplayPolicy/764996/5>

**BP/AR 5132: Dress and Grooming**

<http://www.gamutonline.net/district/antelopevalley/DisplayPolicy/728124/5>

**BP/AR 5136: Gangs**

<http://www.gamutonline.net/district/antelopevalley/DisplayPolicy/728124/5>

**BP/AR 5141.4: Child Abuse Reporting Procedures**

<http://www.gamutonline.net/district/antelopevalley/DisplayPolicy/728142/5>

**BP/AR 5145.12: Search and Seizure**

<http://www.gamutonline.net/district/antelopevalley/DisplayPolicy/728159/5>

**BP/AR 5145.7: Sexual Harassment**

<http://www.gamutonline.net/district/antelopevalley/DisplayPolicy/728168/5>

**BP/AR 5145.9 Hate Motivated Behavior**

<http://www.gamutonline.net/district/antelopevalley/DisplayPolicy/728171/5>

**BP/AR 6116: Classroom Interruptions**

<http://www.gamutonline.net/district/antelopevalley/DisplayPolicy/728183/6>

**BP/AR 6142.2: Recognition of Religious Beliefs and Customs**

<http://www.gamutonline.net/district/antelopevalley/DisplayPolicy/728190/6>

**BP/AR 6163.4: Student Use of Technology**

<http://www.gamutonline.net/district/antelopevalley/DisplayPolicy/728274/6>

**Copy of California Education Code 32282 - Comprehensive School Safety Plans**

<http://www.gamutonline.net/district/davis/DisplayPolicy/899639/>

**E 5144.1(a): Minimum/Maximum Penalties Chart**

<http://www.gamutonline.net/district/antelopevalley/DisplayPolicy/728152/5>



**Antelope Valley Union High School District  
 Behavior Consequences**

This exhibit pertains to consequences for specified student offenses and is provided as a guideline in implementing the district student conduct/discipline policies in accordance with Ed Code 48915.

OFFENSE	LEGAL REFERENCE	TYPE OF INCIDENT	CONSEQUENCES
<b>1. FIREARM</b> •Possessing, selling, or otherwise furnishing a firearm	EC 48900(b) EC 48915(c)(1)	Firearm defined in Penal Code (PC) 16520, gun-free zone 626.9, Knife defined in PC 626.10 Other dangerous objects include lighter, matches, fireworks, firecrackers, poppers, airsoft gun	Mandatory Recommend for expulsion and referral to law enforcement agency.
<b>2. BRANDISHING KNIFE</b> •brandishing a knife at another person	EC 48900(b) EC 48915(c)(2)	Brandishing a knife at another person	Mandatory Recommend for expulsion and referral to law enforcement agency.
<b>3. SALES CONTROLLED SUBSTANCES</b> •Unlawful selling or furnishing a controlled substance listed in Chapter 2 (commencing with Section 11053 of Division 10 of the Health and Safety Code)	EC 48900(c) EC 48900(p) EC 48915(c)(3)	Possessed, used, sold, furnished alcohol, marijuana/other drug Substances listed in Health & Safety Code 11053-11058	Mandatory Recommend for expulsion and referral to law enforcement agency.
<b>4. SEXUAL ASSAULT/SEXUAL BATTERY</b>	EC 48900(n) EC 48915(c)(4)	Committed or attempted rape, oral copulation, sodomized or touched an intimate part while restraining victim against their will and for sexual gratification	Mandatory Recommend for expulsion and referral to law enforcement agency.
<b>5. POSSESSION OF EXPLOSIVES</b>	EC 48900(b) EC 48915(c)(5)	Possessed explosive	Mandatory Recommend for expulsion and referral to law enforcement agency.
OFFENSE	LEGAL REFERENCE	TYPE OF INCIDENT	POTENTIAL CONSEQUENCES
<b>6. PHYSICAL INJURY: Cause, attempt, threaten</b> 6.1 Assault/battery on school personnel EC 48900 (a)(1)(2) 6.2 Assault/battery on pupils and non-school personnel EC 48900 (a)(1)(2) 6.3 Causing serious injury 6.4 Pupil fights 6.5 False fire alarm 6.6 Inciting pupil unrest 6.7 Hazing	EC 48900(a) EC 48915(a)(1)(E) EC 48900(a)(k) EC 48915(a)(1)(A) EC 48900(a)(k) EC 48900(k) EC 48900(k) EC 48900(k) EC 48900(q)	Threatened to injure another Attempted to injure another Involved in a mutual fight	Suspension Recommend for expulsion and referral to law enforcement agency.
<b>7. WEAPON (knife, other dangerous object)</b> 7.1 Possession, sale, furnishing 7.2 Firecrackers 7.3 Laser pointer	EC 48900(b) EC 48915(a)(1)(B)	Possession, sale, furnished of a knife Other dangerous object include	Suspension 7.1 One semester alternative placement Recommend for expulsion and referral to law enforcement agency.
<b>8. Controlled Substance: Possession, use, under influence</b> •Alcohol, drug narcotics, hallucinogenic, or controlled substances or breathing fumes of poisonous substances	EC 48900(c) EC 48915(a)(1)(C)	Possessed, used, sold, furnished alcohol, marijuana/other drug Listed in Chapter 2 of Division 10 of the Health & Safety Code, an alcoholic beverage, or intoxicant	Suspension and attendance to drug diversion program. Alternative placement Referral to law enforcement agency Recommend for expulsion
<b>9. Look-alike controlled substance, etc.</b>	EC 48900(d)	An exchange of a material represented as a controlled substance, alcoholic beverage or intoxicant	Suspension Recommend for expulsion and referral to law enforcement agency.
<b>10. Robbery, extortion</b> •Committed or attempted to commit robbery or extortion	EC 48900(e) EC 48915(a)(1)(D)	Theft by force or fear, or induced theft by force or fear.	Suspension Recommend for expulsion and referral to law enforcement agency.

Must use OMC before Suspension for the following:

OFFENSE	LEGAL REFERENCE	TYPE OF INCIDENT	POTENTIAL CONSEQUENCES
<b>11. Imitation firearm</b> •Possessed an imitation firearm; “imitation firearm” means a replica of a firearm that is so substantially similar in physical properties to an existing firearm as to lead a reasonable person to conclude that the replica is a firearm	EC 48900(m)	Possessed or brandished a fake gun-must look like a real firearm	OMC Suspension Recommend for expulsion and referral to law enforcement agency.
<b>12. Aided or Abetted</b> *as defined in Penal Code 31, the affliction or attempted infliction of physical injury to another person, may be subject to suspension, but not expulsion, except when victim suffered serious bodily injury per juvenile court adjudication	EC 48900 (t)	Aided, abetted, advised or encouraged infliction of injury	OMC Suspension Recommend for expulsion and referral to law enforcement agency
<b>13. Harassed, threatened, or intimidated a complaining witness</b>	EC 48900 (o)	Harassed, threatened or intimidated a student that will be or was a witness in a disciplinary procedure	OMC Suspension Recommend for expulsion and referral to law enforcement agency
<b>14. Harassment or intimidation</b> Sexual harassment •The conduct described in Section 212.5  Hate violence • The pupil has caused, attempted to cause, threatened to cause, or participated in an act of hate violence as defined in Section 233  Terrorist threats, school officials property  The pupil has intentionally engaged in harassment, threats, or intimidation, directed against a pupil or group of pupils •Bullying, cyberbullying	EC 48900(r)  EC 48900.2   EC 48900.3  EC 48900.7  EC 48900.4	Unwelcome sexual advances, with the purpose of having a negative impact upon the pupil’s academic performance, or creating an intimidating, hostile, or offensive environment  Hate violence means any act punishable under Section 422.6, 422.7, or 422.75 of Penal Code  Threat must have specific intent and substantial fear created. See PC 422  Engaged in harassment/intimidation that is severe and can create substantial disorder. “Electronic act” includes using a phone, wireless device, computer, etc. to send or post a message, text, sound, or image, including, but not limited to a “Burn page”, creating a credible impersonation of another actual pupil or creating a false pupil profile. Electronic act shall not constitute pervasive conduct solely because it has been transmitted or posted on the Internet. Reasonable pupil has average judgment in conduct for the person’s age, or for the person’s age with his or her exceptional needs.	OMC Suspension Recommend for expulsion and referral to law enforcement agency
<b>15. Hazing</b> *Engaged in, or attempted to engage in hazing. “Hazing” does not include athletic events or school-sanctioned events	EC 48900 (q)	Initiation into a pupil group which may cause serious bodily injury or personal degradation resulting in physical or mental harm	OMC Suspension Recommendation for expulsion and referral to law enforcement agency
<b>16. Prescription drug Soma</b> *Unlawfully offered, arranged to sell, negotiated to sell, or sold the prescription drug Soma	EC 48900(p)	Sold or furnished Soma, (prescription muscle relaxer)	OMC Suspension Recommendation for expulsion and referral to law enforcement agency
<b>17. Obscenity, profanity, or vulgarity</b> •Committed an obscene act or engaged in habitual profanity or vulgarity •Possession of pornography	EC 48900(i)	Ongoing swearing at student/staff, indecent exposure, possession of pornography, sexting	OMC Suspension Recommend for expulsion and referral to law enforcement agency.
<b>18. Burglary</b>	EC 48900(f) EC 48900(g) EC 48900(u)	Graffiti, arson, vandalism Theft, see 48900(e) and (l)	OMC Suspension Recommend for expulsion and referral to law enforcement agency.
<b>19. Damage property</b> •Caused or attempted to cause damage to school property or private property <b>19.1 Vandalism</b> <b>19.2 Graffiti</b>	EC 48900(f) EC 48900(u)	Graffiti, arson, vandalism	OMC Suspension Recommend for expulsion and referral to law enforcement agency.

20. Steal property, or attempt *Stolen or attempted to steal school property or private property	EC 48900(g) EC 48900(u)	Theft, see 48900(e) and (1)	OMC Suspension Recommend for expulsion and referral to law enforcement agency.
21. Drug paraphernalia *Unlawfully possessed or unlawfully offered, arranged, or negotiated to sell any drug paraphernalia, as defined in Section 11014.5 of the Health and Safety Code	EC 48900(j)	Includes items for growing, storing, containing, concealing, injecting, ingesting, inhaling, a controlled substance (lighter, clips)	OMC Suspension Recommend for expulsion and referral to law enforcement agency.
22. Receive stolen property *Knowingly received stolen school property or private property	EC 48900(l) EC 48900(u)	Possessed property that the student knew was stolen	OMC Suspension Recommend for expulsion and referral to law enforcement agency.
23. Tobacco, possess or use *Possessed or used tobacco or any products containing tobacco or nicotine products	EC 48900(h)	Possessed/used cigarettes, clove cigarettes, tobacco product See penal Code 308(b)	OMC Refer to TEG Suspension Recommend for expulsion and referral to law enforcement agency.
24. Disruption or willful defiance 24.1 Concerted pupil activities 24.2 Disrespect 24.3 Disturbing the class 24.4 Forgery 24.5 Gambling 24.6 Loitering on or near campus 24.7 Refusal to obey 24.8 Violation of closed campus 24.9 Inciting pupil unrest	EC 48900(k)	Overtly defiant behavior toward faculty/staff Not complying with assigned discipline i.e. forgery, gambling, littering, throwing objects, etc.	OMC Suspension Recommend for expulsion and referral to law enforcement agency.
25. Electronic signaling devices (pagers, beepers, cell phones)	EC 48901.5	School district may regulate use of any electronic device, including, but not limited to, cell phones, by pupils while on campus, attending school-sponsored activities, or under the control of school district employees. No pupil shall be prohibited from using a device prescribed by a physician	OMC Suspension Process in accordance with Board Policy. Recommend for expulsion and referral to law enforcement agency.
26. Violation of District Dress Policy	BP 5136(a)(b) BP 5132	Gang attire prohibited. District may adopt reasonable dress code policy identifying inappropriate clothing, accessories, head coverings (hats), except for outdoor use (P.E.), articles of sun-protecting clothing, including, but not limited to hats (wide brim with neck covering)	OMC Suspension Process in accordance with Board Policy. Recommend for expulsion and referral to law enforcement agency.
27. Plagiarism, dishonesty on school work/tests	BP 5131	Plagiarism or dishonesty on school work or tests	OMC Suspension Process in accordance with Board Policy. Recommend for expulsion and referral to law enforcement agency.
28. Violation of district technology use policy or Internet Use Agreement	BP 5131 BP 6163.4	Students shall not access, post, submit, publish, or display harmful or inappropriate matter that is threatening, obscene, disruptive, or sexually explicit, or that could be construed as harassment or disparagement of others based on their race/ethnicity, national origin, sex, gender, sexual orientation, age, disability, religion, or political beliefs. See AR 6163.4(a), (b), (c)	OMC Cancel student's user privileges Suspension Process in accordance with Board Policy. Recommend for expulsion and referral to law enforcement agency.
29. Attendance * compulsory education * Chronic Truant	EC 48900 (w) EC 48320 EC 48260 EC 48263.6 EC 48264.5(a)	Left campus during the school day without obtaining permission; no hall pass, left class without permission Truant from school or contributed to the truancy of other students Excessive tardiness to school or class	OMC 48900(w) cannot suspend. Truancy Letters/SART/DA SARB Refer to District Attorney Mediation

**Distrito Unido de Escuelas Preparatorias del Valle del Antilope**  
**Consecuencias por Mal Comportamiento**

Este documento se refiere a las consecuencias a determinadas infracciones de un estudiante y es proporcionado como una pauta en la implementación de las políticas disciplinarias/conducta del distrito de acuerdo con el Código de Educación 48915.

INFRACCIÓN	REFERENCIA LEGAL	TIPO DE INCIDENTE	CONSECUENCIAS
1. ARMA DE FUEGO •Poseer, vender, o de otra forma proporcionar un arma de fuego	EC 48900(b) EC 48915(c)(1)	Arma de fuego según lo definido en el Código Penal (PC) 16520, zona libre de fuego 626.9, Cuchillo según lo definido en el PC 626.10 Otros objetos peligrosos, incluyendo encendedores, cerillos, fuegos artificiales, petardos, lanzadores de presión, pistolas de aire comprimido	Recomendación obligatoria de expulsión y remisión a una agencia del orden público.
2. BLANDIR UN CUCHILLO •Blandir un cuchillo a otra persona	EC 48900(b) EC 48915(c)(2)	Blandir un cuchillo a otra persona	Recomendación obligatoria de expulsión y remisión a una agencia del orden público.
3. VENTA DE SUSTANCIAS CONTROLADAS •Vender o proporcionar una sustancia controlada descrita en el Capítulo 2 (comenzando con la Sección 11053 de la División 10 del Código de Salud & Seguridad)	EC 48900(c) EC 48900(p) EC 48915(c)(3)	Poseer, usar, vender, proporcionar alcohol, marihuana/otras drogas Las sustancias descritas en el Código de Salud & Seguridad 11053-11058	Recomendación obligatoria de expulsión y remisión a una agencia del orden público.
4. AGRESION SEXUAL/VIOLACION SEXUAL	EC 48900(n) EC 48915(c)(4)	Cometer o intentar una violación, copulación oral, sodomizar o tocar una parte íntima mientras se restringe a la víctima en contra de su voluntad y por satisfacción sexual	Recomendación obligatoria de expulsión y remisión a una agencia del orden público.
5. POSESION DE EXPLOSIVOS	EC 48900(b) EC 48915(c)(5)	Poseer explosivos	Recomendación obligatoria de expulsión y remisión a una agencia del orden público.
INFRACCIÓN	REFERENCIA LEGAL	TIPO DE INCIDENTE	CONSECUENCIAS
6. LESION FÍSICA: Causar, intentar, amenazar 6.1 Atacar/agredir al personal escolar EC 48900(a)(1)(2) 6.2 Atacar/agredir a estudiantes y personal no-escolar EC 48900(a)(1)(2) 6.3 Causar serias lesiones 6.4 Pelea entre estudiantes 6.5 Falsa alarma contra el fuego 6.6 Instigar al disturbio de los estudiantes 6.7 Novatadas	EC 48900(a) EC 48915(a)(1)(E) EC 48900(a)(k) EC 48915(a)(1)(A) EC 48900(k) EC 48900(a)(k) EC 48900(k) EC 48900(q)	Amenazar con lesionar a otro Intentar lesionar a otro Participar en un pleito mutuo	Suspensión Recomendación de expulsión y remisión a una agencia del orden público.
7. ARMA (cuchillo, otro objeto peligroso) 7.1 Poseer, vender, proporcionar 7.2 Petardos 7.3 Señaladores de láser	EC 48900(b) EC 48915(a)(1)(B)	Poseer, vender, proporcionar un cuchillo Otros objetos peligrosos incluidos	Suspensión 7.1 Un semestre en una ubicación alternativa Recomendación de expulsión y remisión a una agencia del orden público.
8. Sustancias Controladas: Posesión, uso, bajo la influencia •Alcohol, drogas narcóticas, alucinógenos, o sustancias controladas o respirar gases de sustancias venenosas	EC 48900(c) EC 48915(a)(1)(C)	Poseer, usar, vender, proporcionar alcohol, marihuana/otras drogas Descritas en el Capítulo 2 de la División 10 del Código de Salud & Seguridad, una bebida alcohólica, o intoxicante	Suspensión y asistencia a un programa de desviación de drogas. Ubicación alternativa Remisión a una agencia del orden público Recomendación de expulsión
9. De aspecto similar a sustancias controladas, etc.	EC 48900(d)	Un intercambio de un material representado como una sustancia controlada, bebida alcohólica o intoxicante	Suspensión Recomendación de expulsión y remisión a una agencia del orden público
10. Robo, extorsión •Cometer o intentar cometer robo o extorsión	EC 48900(e) EC 48915(a)(1)(D)	Robo por fuerza o miedo, o robo inducido por fuerza o miedo	Suspensión Recomendación de expulsión y remisión a una agencia del orden público

Se deberá usar OMC antes de una Suspensión por lo siguiente:

INFRACCIÓN	REFERENCIA LEGAL	TIPO DE INCIDENTE	CONSECUENCIAS
<b>11. Imitación de un arma de fuego</b> •Poseer una imitación de un arma de fuego; “imitación de arma de fuego” significa una réplica de un arma de fuego que sea tan considerablemente similar en sus propiedades físicas a un arma de fuego existente que pueda llevar a una persona a concluir razonablemente que la réplica es un arma de fuego	EC 48900(m)	El poseer o esgrimir un arma falsa-debe considerarse como un arma de fuego real	OMC Suspensión Recomendación de expulsión y remisión a una agencia del orden publico
<b>12. Cómplice o instigador</b> •Según lo definido en el Código Penal 31, la aflicción o intento de causar daño físico a otra persona, puede ser objeto de suspensión, pero no expulsión, excepto cuando la víctima haya sufrido lesiones graves por adjudicación de un tribunal de menores	EC 48900 (t)	Ser cómplice o instigador, asesorar o animar a infligir daño.	OMC Suspensión Recomendación de expulsión y remisión a una agencia del orden publico
<b>13. Acosar, amenazar, o intimidar a un testigo de cargo</b>	EC 48900(o)	Acosar, amenazar o intimidar a un estudiante que vaya a ser o haya sido testigo en un procedimiento disciplinario	OMC Suspensión Recomendación de expulsión y remisión a una agencia del orden publico
<b>14. Acoso o intimidación</b> Acoso sexual •La conducta descrita en la Sección 212.5  Violencia por odio • El alumno ha causado, intentado causar, amenazado con causar, o participado en un acto de violencia por odio según lo definido en la Sección 233  Amenazas terroristas, a propiedad de funcionarios de la escuela  El alumno ha participado intencionalmente participado en acoso, amenazas, o intimidación, dirigidas contra un estudiante o grupo de estudiantes •Hostigamiento escolar, hostigamiento cibernético	EC 48900(r)  EC 48900.2  EC 48900.3  EC 48900.7  EC 48900.4	Avances sexuales no deseados, con el propósito de tener un impacto negativo en el desempeño académico del estudiante, o crear un ambiente intimidante, hostil, u ofensivo  Violencia por odio significa cualquier acto delictivo según la Sección 422.6, 422.7, o 422.75 del Código Penal  La amenaza deberá tener una intención específica y crear un miedo substancial. Ver el PC 422  Participar en acoso/intimidación que sea severa y pueda crear un desorden substancial. “Acto electrónico” incluye usar un teléfono, dispositivo inalámbrico, computadora, etc. Para enviar o publicar un mensaje, texto, sonido, o imagen, incluyendo, pero sin limitarse a una “página grabada” (burn page), creando una suplantación creíble de otro estudiante actual o creando un perfil falso de un estudiante. Un acto electrónico no constituirá un comportamiento generalizado únicamente porque ha sido transmitido o publicado en Internet. Alumno razonable tiene sentencia promedio en conducta por la edad de la persona, o para la edad de la persona con sus necesidades especiales. Razonablemente el estudiante tiene un juicio promedio de conducta para una persona de su edad, o para la edad de la persona con sus necesidades especiales.	OMC Suspensión Recomendación de expulsión y remisión a una agencia del orden publico
<b>15. Novatadas</b> •Participar en, o intentar participar en novatadas. “Novatadas” no incluyen eventos atléticos o eventos sancionados por la escuela	EC 48900 (q)	Iniciación en un grupo de estuantes que puedan causar lesiones corporales graves o degradación personal dando como consecuencia un daño físico o mental	OMC Suspensión Recomendación de expulsión y remisión a una agencia del orden publico
<b>16. Prescripción de la droga Soma</b> •medicamentos recetados ilegalmente ofrecidos, arreglos para su venta, negociado para vender, o vender su medicamento recetado	EC 48900(p)	Vender o proporcionar Soma, (relajante muscular prescrito)	OMC Suspensión Recomendación de expulsión y remisión a una agencia del orden publico
<b>17. Obscenidad, blasfemia, o vulgaridad</b> •Cometer un acto obsceno o participar en blasfemia o vulgaridad habitual •Posesión de pornografía	EC 48900(i)	Frecuentemente maldice a estudiantes/personal, exposición indecente, posesión de pornografía, mensajes con textos sexuales	OMC Suspensión Recomendación de expulsión y remisión a una agencia del orden público.
<b>18. Robar entrando a propiedad ajena</b>	EC 48900(f) EC 48900(g) EC 48900(u)	Grafiti, incendio provocado, vandalismo Hurto, ver 48900(e) y (l)	OMC Suspensión Recomendación de expulsión y remisión a una agencia del orden público.
<b>19. Daño a la propiedad ajena</b> •Causar o intentar causar daño a la propiedad escolar o a la propiedad privada <b>19.1 Vandalismo</b> <b>19.2 Grafiti</b>	EC 48900(f) EC 48900(u)	Grafiti, incendio provocado, vandalismo	OMC Suspensión Recomendación de expulsión y remisión a una agencia del orden publico

20. Robo, o intento a propiedad ajena •Robar o intentar robar a la propiedad escolar o a la propiedad privada	EC 48900(g) EC 48900(u)	Hurto, ver 48900(e) y (l)	OMC Suspensión Recomendación de expulsión y remisión a una agencia del orden publico
21. Parafernalia de drogas •Posesión ilegal u ofrecimiento ilegal, arreglar o negociar para vender cualquier parafernalia de drogas, según lo definido en la Sección 11014.5 del Código de Salud y Seguridad	EC 48900(j)	Incluye artículos para cultivar, almacenar, contener, ocultar, inyectar, ingerir, inhalar, una sustancia controlada (encendedores, clips)	OMC Suspensión Recomendación de expulsión y remisión a una agencia del orden publico
22. Recibir propiedad robada •Con conocimiento recibir propiedad escolar o propiedad privada robada	EC 48900(l) EC 48900(u)	Poseer propiedad que el estudiante sabe que fue robada	OMC Suspensión Recomendación de expulsión y remisión a una agencia del orden publico
23. Tabaco, posesión o uso •Poseer o utilizar tabaco o cualquier producto conteniendo tabaco o productos de nicotina	EC 48900(h)	Poseción/uso de cigarrillos, cigarrillos de clavo, productos de tabaco Ver el Código Penal 308 (b)	OMC Referencia a TEG Suspensión Recomendación de expulsión y remisión a una agencia del orden publico
24. Perturbar o desafiar intencionalmente 24.1 Tramar actividades estudiantiles 24.2 Faltar el respeto 24.3 Perturbar la clase 24.4 Falsificación 24.5 Juego 24.6 Merodear en o cerca del campus escolar 24.7 Rehusarse a obedecer 24.8 Violación de campus escolar cerrado 24.9 Instigar al disturbio estudiantil	EC 48900(k)	Comportamiento abiertamente desafiante hacia la facultad/personal. Incumplimiento de la disciplina asignada, por ej. Falsificación, juego, merodear, aventar objetos, etc.	OMC Suspensión Recomendación de expulsión y remisión a una agencia del orden publico
25. Instrumentos de señales electrónicas (biperes, localizadores, teléfonos celulares)	EC 48901.5	El distrito escolar puede regular el uso de cualquier dispositivo electrónico, incluyendo pero sin limitarse a, teléfonos celulares de los estudiantes mientras estén en el campus, asistiendo a actividades patrocinadas por la escuela, o bajo el control de empleados del distrito escolar. No se deberá prohibir al estudiante que use un dispositivo prescrito por un médico.	OMC Suspensión Proceso de acuerdo con las Políticas del Consejo. Recomendación de expulsión y remisión a una agencia del orden publico
26. Violación a la Política de Vestimenta del Distrito	PJ 5136(a)(b) PJ 5132	Están prohibidos los atuendos de pandilleros. El distrito podrá adoptar una política de código de vestuario identificando ropa inapropiada, accesorios, cubrir la cabeza (sombreros), excepto para el uso al aire libre (PE), ropa de protección contra el sol, incluyendo, pero sin limitarse a sombreros (de ala ancha con cubierta para el cuello)	OMC Suspensión Proceso de acuerdo con las Políticas del Consejo Recomendación de expulsión y remisión a una agencia del orden publico
27. Plagio, deshonestidad en los trabajos/prueba de la escuela	BP 5131	Plagio o deshonestidad en el trabajo o pruebas escolares	OMC Suspensión Proceso de acuerdo con las Políticas del Consejo Recomendación de expulsión y remisión a una agencia del orden publico
28. Violación a la política de uso de tecnología del distrito o al Acuerdo de Uso del Internet	BP 5131 BP 6163.4	Los estudiantes no deberán tener acceso, correo, enviar, publicar o mostrar material dañino o inapropiado que sea amenazante, obsceno, perjudicial o sexualmente explícito, o que pueda interpretarse como acoso o menosprecio de otros en base a su raza/grupo étnico, origen nacional, sexo, genero, orientación sexual, edad, discapacidad, religión, o creencias políticas. Ver AR 6163.4(a), (b), (c)	OMC Cancelar los privilegios de usuario del estudiante Suspensión Proceso de acuerdo con las Políticas del Consejo Recomendación de expulsión y remisión a una agencia del orden publico
29. Asistencia * educación obligatoria * Ausente Crónico	EC 48900 (w) EC 48320 EC48260 EC 48263.6 EC 48264.5(a)	Dejar el campus durante el día escolar sin obtener permiso; sin pase de pasillo, dejar la clase sin permiso Ausencia injustificada de la escuela o contribuir a la ausencia injustificada de otros estudiantes Exceso de retardos a la escuela o a la clase	OMC 48900(w) no puede suspenderse Cartas de ausencia injustificada/SART/DA SARB Referencia a un Abogado de Mediación del Distrito

## B: School Discipline Policy

The Board of Trustees desires to prepare students for responsible citizenship by fostering self-discipline and personal responsibility. The Board believes that high expectations for student behavior, effective classroom management and parent involvement can minimize the need for discipline. Staff shall use preventative measures and positive conflict resolution techniques whenever possible. Students are expected to progress from being adult-directed to self-directed with minimal application of disciplinary measures.

Board policies and regulations shall delineate acceptable student conduct and provide the basis for sound disciplinary practices. Each school shall develop disciplinary rules to meet the school's individual needs.

When misconduct occurs, staff shall implement appropriate discipline and attempt to identify and address the causes of the student's behavior. Continually disruptive students may be assigned to alternative programs or removed from school in accordance with law, Board policy and administrative regulation. At all times, the safety of students and staff and the maintenance of an orderly school environment shall be priorities in determining appropriate discipline.

The administration, teachers, and classified staff share the mutual responsibility for student conduct and safety and the enforcement of district policies and regulations. The Board shall give all reasonable support and assistance to all employees with respect to the student discipline. The Superintendent or designee shall provide professional development as necessary to assist staff in developing classroom management skills and implementing effective disciplinary techniques.

## C: School Dress Code Policy

### ANTELOPE VALLEY JOINT UNION HIGH SCHOOL DISTRICT DRESS CODE

All students are expected to dress and groom appropriately, with an emphasis on modesty, decency, personal and public health. In essence, DRESS FOR SUCCESS. Students are also expected to maintain a high standard of personal hygiene.

1. All students are required to wear appropriate footwear for school.
2. All shirts and tops must cover the midriff at all times. The following are examples of clothing that is unacceptable: tank tops, strapless, spaghetti straps, off the shoulder, cut out designs, low-cut shirts, bare back, sheer or mesh clothing that does not have an appropriate blouse or shirt underneath, etc.
3. All pants and shorts must fit at the waist. No sagging or low riding will be permitted. Clothing must cover undergarments when sitting, standing, or bending.
4. Only school hats that are purchased in the Student Store are acceptable and must be worn with the brim forward.
5. Hemlines and slits on dresses, skirts, and shorts above mid-thigh are not acceptable.
6. Clothing and hair accessories that are unsafe and/or dangerous are not permitted (for example, hair-picks and combs, studded belts, chains, spikes, handcuffs, safety pins, needles, etc.).
7. Clothing or jewelry that depicts any "gang style" writing; illegal activity; sexually related or obscene gestures and material; tobacco; drugs; alcohol; or words, pictures, or phrases that depicts violence or intimidation may not be worn.
8. Any body piercing that presents a safety issue or major distraction will not be allowed.
9. Any clothing or styles of dress that may be construed to provoke fear, violence, or intimidation, including gang- related attire, is not acceptable.

#### Inappropriate Dress

1. Pants oversized at the waist are not allowed.
2. Wearing pants below the waist line (sagging) is not allowed.
3. No gang-related jewelry, insignia, colors, paraphernalia, materials, apparel, clothing or attire may be worn or carried on campus or at school activities.
4. Belt buckles with any initials are prohibited.
5. Wearing an oversized belt with one end hanging down is prohibited.
6. Excessive color identities – red, blue, purple, green or black is prohibited.
7. No gang-related hats, or other related head wear can be worn – Only school hats that are bought in the Student Store.
8. Bandannas, red or blue belts, red or blue shoelaces, or rags that commonly signify gang identity by style or color are prohibited. Clothing, jewelry, paraphernalia or material which is obscene, sexually explicit or which depicts or suggests sexually-related or obscene gestures, pictures, or wording or which promotes violence, the use/abuse of drugs, tobacco or alcohol may not be worn or carried on campus or at school activities.



9. Shorts extending below the knee when worn with over-the-calf socks are prohibited. No pants can be worn with one leg up and one down.
10. No student may wear articles of clothing, jewelry, paraphernalia or accessories which pose a threat to the physical and/or emotional well-being and safety of the student or others on campus or at school activities.
11. Shirts buttoned at the top and unbuttoned at the bottom are prohibited.
12. Steel-toe combat style boots are prohibited.

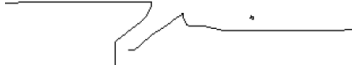
Gang or tagger-crew writing on shoes, clothes or body, backpacks or accessories are not permitted.

13. Sports jerseys, other than school jerseys, will not be allowed.
14. Clothing or articles of clothing (including, but not limited to gloves, bandannas, shoestrings, wristbands, jewelry) which are likely to provoke others to acts of violence or which are likely to cause others to be intimidated by fear of violence may not be worn on campus or at any school activity.

NOTE: The administration reserves the right to objectively determine any necessary changes or additions to the above requirements as per California education Codes 35010 and 35291.

## D. School Site Safety Plan Checklist Quartz Hill High School

DESCRIPTION OF CALIFORNIA ED CODE ITEM AND DISTRICT APPROVED MATERIALS	IN PLAN
<b>School Info</b> - Name of School, District, principal, address, phone number, email. Public Meeting Date/Location. Law Enforcement Review. Mission Statement, Table of Contents	X
<b>Date reviewed and approved by Site Council.</b> List of committee member's names/titles: Principal/designee, teacher rep, classified rep, Parent of attending student, Law Enforcement rep, Student Rep. May include other community member or other desired member/s.	X
<b>32282 (a)</b> The comprehensive school safety plan shall include, but not be limited to, <b>both of the following:</b> <b>(1) Assessing the current status of school crime</b> committed on school campuses and at school-related functions. <b>(2) Identifying appropriate strategies and programs</b> that will provide or maintain a high level of school safety and address the school's procedures for complying with existing laws related to school safety, which shall include the development of all of the following:	X
<b>(A)</b> Child abuse reporting procedures consistent with Article 2.5 (commencing with Section 11164) of Chapter 2 of Title 1 of Part 4 of the Penal Code	X
<b>(B)</b> Disaster procedures, routine and emergency, including adaptations for pupils with disabilities in accordance with the federal Americans with Disabilities Act of 1990 (42 U.S.C. Sec. 12101 et seq.). The disaster procedures shall also include, but not be limited to, both of the following:	X
<b>(i) Establishing an earthquake emergency procedure system</b> in every public school building having an occupant capacity of 50 or more pupils or more than one classroom. A school district or county office of education may work with the Office of Emergency Services and the Alfred E. Alquist Seismic Safety Commission to develop and establish the earthquake emergency procedure system. The system shall include, but not be limited to, all of the following:	X
<b>(I) A school building disaster plan</b> , ready for implementation at any time, for maintaining the safety and care of pupils and staff. The department shall provide general direction to school districts and county offices of education on what to include in the school building disaster plan.	X
<b>(II) A drop procedure</b> whereby each pupil and staff member takes cover under a table or desk, dropping to his or her knees, with the head protected by the arms, and the back to the windows. A drop procedure practice shall be held at least once each school quarter in elementary schools and at least once a semester in secondary schools.	X
<b>(III) Protective measures</b> to be taken before, during, and following an earthquake.	X
<b>(IV)</b> A program to ensure that pupils and both the certificated and classified staff are aware of, and properly trained in, the <b>earthquake emergency procedure</b> system.	X
<b>(ii) Establishing a procedure to allow a public agency, including the American Red Cross, to use school buildings</b> , grounds, and equipment for mass care and welfare shelters during disasters or other emergencies affecting the public health and welfare. The school district or county office of education shall cooperate with the public agency in furnishing and maintaining the services as the school district or county office of education may deem necessary to meet the needs of the community.	X
<b>(C) Policies</b> pursuant to subdivision (d) of Section 48915 for pupils who committed an act listed in subdivision (c) of Section 48915 and other school-designated serious acts that would lead to suspension, expulsion, or mandatory expulsion recommendations pursuant to Article 1 (commencing with Section 48900) of Chapter 6 of Part 27 of Division 4 of Title 2.	X
<b>(D) Procedures to notify</b> teachers of dangerous pupils pursuant to Section 49079.	X
<b>(E) A discrimination and harassment policy</b> consistent with the prohibition against discrimination contained in Chapter 2 (commencing with Section 200) of Part 1.	X
<b>(F)</b> The provisions of <b>any schoolwide dress code, pursuant to Section 35183, that prohibits pupils from wearing "gang-related apparel,"</b> if the school has adopted that type of a dress code. For those purposes, the comprehensive school safety plan shall define "gang-related apparel." The definition shall be limited to apparel that, if worn or displayed on a school campus, reasonably could be determined to threaten the health and safety of the school environment. A schoolwide dress code established pursuant to this section and Section 35183 shall be enforced on the school campus and at any school-sponsored activity by the principal of the school or the person designated by the principal. For purposes of this paragraph, "gang-related apparel" shall not be considered a protected form of speech pursuant to Section 48950.	X
<b>(G) Procedures for safe ingress and egress</b> of pupils, parents, and school employees to and from school.	X
<b>(H) A safe and orderly environment conducive</b> to learning at the school.	X

(I) The <b>rules and procedures on school discipline</b> adopted pursuant to Sections 35291, 35291.5, 47605, and 47605.6.	X
(J) <b>Procedures</b> for conducting tactical responses to criminal incidents, including procedures related to individuals with guns on school campuses and at school-related functions. The <b>procedures to prepare for active shooters</b> or other armed assailants shall be based on the specific needs and context of each school and community.	X
REGARDING TACTICAL RESPONSES, PER 32281 (f) (1) Notwithstanding subdivision (b), a school district or county office of education may, in consultation with law enforcement officials, elect to not have its schoolsite council develop and write those portions of its comprehensive school safety plan that include tactical responses to criminal incidents that may result in death or serious bodily injury at the schoolsite. The portions of a comprehensive school safety plan that include tactical responses to criminal incidents may be developed by administrators of the school district or county office of education in consultation with law enforcement officials and with a representative of an exclusive bargaining unit of employees of that school district or county office of education, if he or she chooses to participate. <b>The school district or county office of education may elect not to disclose those portions of the comprehensive school safety plan that include tactical responses to criminal incidents.</b> (2) As used in this article, "tactical responses to criminal incidents" means steps taken to safeguard pupils and staff, to secure the affected school premises, and to apprehend the criminal perpetrator or perpetrators. (3) This subdivision does not preclude the governing board of a school district or county office of education from conferring in a closed session with law enforcement officials pursuant to Section 54957 of the Government Code to approve a tactical response plan developed in consultation with those officials pursuant to this subdivision.	X
(b) It is the intent of the Legislature that schools develop comprehensive school safety plans using existing resources, including the materials and services of the partnership, pursuant to this chapter. It is also the intent of the Legislature that schools use the handbook developed and distributed by the School/Law Enforcement Partnership Program entitled "Safe Schools: A Planning Guide for Action" in conjunction with developing their plan for school safety.	X
(c) Each schoolsite council or school safety planning committee, in developing and updating a comprehensive school safety plan, shall, where practical, consult, cooperate, and coordinate with other schoolsite councils or school safety planning committees.	X
(d) The comprehensive school safety plan may be evaluated and amended, as needed, by the <b>school safety planning committee, but shall be evaluated at least once a year</b> , to ensure that the comprehensive school safety plan is properly implemented. An updated file of all safety-related plans and materials shall be readily available for inspection by the public. (Posted at <a href="http://www.avdistrict.org">www.avdistrict.org</a> )	X
(e) As comprehensive school safety plans are reviewed and updated, the Legislature encourages all plans, to the extent that resources are available, to include <b>policies and procedures aimed at the prevention of bullying.</b>	X
(f) The comprehensive school safety plan, as written and updated by the schoolsite council or school safety planning committee, shall be submitted for approval pursuant to subdivision (a) of Section 32288.	X
(g) The department shall maintain and conspicuously post on its Internet Web site a compliance checklist for developing a comprehensive school safety plan, and shall update the checklist when necessary. <b>(This checklist is enclosed in every School Safety Plan which is posted for public inspection at <a href="http://www.avdistrict.org">www.avdistrict.org</a>)</b>	X
<i>(Amended by Stats. 2018, Ch. 806, Sec. 3. (AB 1747) Effective January 1, 2019.)</i>	
<b>Per 32281</b> , each school shall adopt its comprehensive school safety plan by March 1, 2000, and shall review and update its plan by March 1, every year thereafter. AVUHSD Board of Trustees will approve plans prior to March 1. See agendas at <a href="http://www.avdistrict.org">www.avdistrict.org</a> or <a href="https://www.boarddocs.com/ca/avuhsd/Board.nsf">https://www.boarddocs.com/ca/avuhsd/Board.nsf</a> .	X
<b>32288 (a)</b> (1) In order to ensure compliance with this article, each school shall forward its comprehensive school safety plan to the school district or county office of education for approval. (2) The department shall develop and post on its Internet Web site best practices for reviewing and approving school safety plans. (b) (1) <b>Before adopting its comprehensive school safety plan, the schoolsite council or school safety planning committee shall hold a public meeting at the schoolsite in order to allow members of the public the opportunity to express an opinion about the school safety plan.</b> (2) <b>The schoolsite council or school safety planning committee shall notify, in writing, the following persons and entities, if available, of the public meeting:</b> (A) The local mayor. (B) A representative of the local school employee organization. (C) A representative of each parent organization at the schoolsite, including the parent teacher association and parent teacher clubs. (D) A representative of each teacher organization at the schoolsite. (E) A representative of the student body government. (F) All persons who have indicated they want to be notified. (3) The schoolsite council or school safety planning committee is encouraged to notify, in writing, the following persons and entities, if available, of the public meeting: (A) A representative of the local churches. (B) Local civic leaders. (C) Local business organizations. (c) In order to ensure compliance with this article, each school district or county office of education shall annually notify the department by October 15 of any schools that have not complied with Section 32281. <i>(Amended by Stats. 2018, Ch. 806, Sec. 4. (AB 1747) Effective January 1, 2019.)</i>	X
Copy of Education Code Article 5 - School Safety Plans Sections 32280-32289	X
<b>SIGNATURE OF PRINCIPAL:</b> 	
<b>DATE: 1/18/22 revised 5/4/2022</b>	

