



COLUMBUS

SCHOOL DISTRICT

2017 – 2018 ANNUAL REPORT

Learning Today,
Leading Tomorrow

COLUMBUS

SCHOOL DISTRICT

MISSION

Empower students to be
community, career, and
college ready.

VISION

Create a global learning
experience in rural Wisconsin.

BELIEFS

We Believe All Students & Staff:

- are valued.
- are engaged in learning.
- are responsive to unique learning needs.
- have a place to belong.
- appreciate diversity.
- interacting with community will benefit all.

Table of Contents

Superintendent's Message.....	3
Board Members.....	3
Launch Priority #1.....	4
Launch Priority #2.....	5
Launch Priority #3.....	6
Launch Priority #4.....	7
Launch Priority #5.....	8
Launch Priority #6.....	9
E-2 Academic Achievement.....	10
Advanced Placement.....	10
ACT & ACT Aspire.....	11
MAPS Testing.....	12
General Fund Balance.....	13
Financial Outlook.....	14
Property Taxes.....	16
About Columbus Schools.....	17



DISTRICT COMMITMENTS

Columbus School District commits to providing a progressive and deliberate approach to equitable teaching and learning through:

- ◆ Auxiliary Services
- ◆ Community & Family Connections
- ◆ Comprehensive Curriculum & Instruction
- ◆ Equitable Educational Experiences
- ◆ High Quality Staff
- ◆ A Whole Child Education

Board Ends

- ◆ E-1 Mission of Columbus School District
- ◆ E-2 Academic Achievement
- ◆ E-3 Citizenship




SUPERINTENDENT MESSAGE

The Columbus School District is delighted to present the 2017-18 annual report. The information provided in this report is a compilation of the achievements of the students, faculty, staff, and administration learning and growing every day in our District. The report also exhibits the commitment of the School Board towards the mission of empowering every student to be community, career and college ready. Finally, the report reveals the support and priorities of the greater Columbus community as we work toward Launching a New Legacy by the year 2030.

The 2016-17 school year was busy and full of accomplishments for the Columbus School District. The following is our update to the community on the progress toward the Board's Ends and the Launching a New Legacy Priorities as defined by the community in October 2016.

Student achievement data in reading and math for students in grades across the District is being intentionally monitored for the continuous improvement of every student. The District has appointed/hired instructional coaches for our teachers in the areas of literacy, math and technology, with the purpose of providing strategies to staff so that they can meet the identified individual growth goals in math and literacy for every child. Columbus High School administered 71 AP Exams. 4 of CSD's students were recognized as AP Scholars for earning a score of 3 or better on three different exams. In addition to the academic growth, our students continue to excel in extra-curricular and co-curricular programs. The Yearbook received, for the second year in a row, Jostens National Yearbook Program of Excellence. Our music programs have been the recipients of various awards, including two Tommy Awards, as well as continued success in the athletic programs, including a conference title for baseball; the first in many years.

Capital improvement work continues within the District as identified through a facilities priority plan. This past year we completed heating and cooling systems work in all three buildings, while identifying projects for the maintenance plan. In addition, we continue to expand and support the One to World Initiative that provides every student with a computer.




2017-2018 SCHOOL BOARD

Cindy Damm, President
Mike O'Brien, Vice President
Mary Arnold, Clerk
Joe Conlin, Treasurer
Bill Braun
Kelly Crombie
Julia Hoffman

Annette Deuman
Superintendent of Schools

Please look inside the findings of this report. The information you will see attests to the state of the District and the work toward the mission of empowering every student to be community, career and college ready.



LAUNCH PRIORITY #1

AUXILIARIES

Create a community campus by building needed facilities and amenities.

THREE YEAR GOALS

- ✓ Determine instructional program, extra-curricular, and community based needs of District & District facilities.
- ✓ Hire Facilities Manager.
- Review current use of all buildings by community.
- Define current facility limitations based on the needs.



LAUNCH PRIORITY #2 STEAM Opportunities

Expand hands-on STEAM Opportunities for all students.

THREE YEAR GOALS

- ✓ Define current STEAM opportunities for students in K-8.
- Determine gaps in opportunity within grade bands.
- Explore options for expansion of opportunities for all students.



LAUNCH PRIORITY #3 STUDENT NEEDS

Address students' social needs (i.e. poverty, mental health) with community collaboration.

THREE YEAR GOALS

- ❑ Determine social needs of our students in Columbus School District.
- ❑ Define current resources to address social needs within our District.
- ❑ Determine gaps in resources.
- ❑ Explore resource opportunities with community.
- ❑ Implement resources addressing gap areas.



LAUNCH PRIORITY #4 STUDENT NEEDS

Offer a wide variety of course offerings and co-curricular activities to address students' needs.

Three Year Goals

- ☐ Continue to use curriculum review cycle and data for curricular needs.
- ☐ Establish a data-driven process for review of co-curriculars.
- ☐ Establish a regular community-wide needs assessment for both curricular & co-curricular.
- ☐ Follow appropriate district procedures to approve any curricular or co-curricular updates.



LAUNCH PRIORITY #5

COMMUNITY INVOLVEMENT

Develop and expand community partnerships.

Three Year Goals

- ☐ Define current community partnerships within our District.
- ☐ Explore partnership opportunities with community.
- ☐ Determine gaps or absences in opportunities.
- ☐ Expand on current partnerships.



LAUNCH PRIORITY #6

TECHNOLOGY

Implement and sustain up-to-date technology within the schools.

Three Year Goals

- ☐ Define current technology use (how & what) within our District.
- ☐ Determine gaps or absences & opportunities.
- ☐ Develop a curricular integration plan.
- ☐ Follow hardware replacement cycle.
- ☐ Implement technology to fill gaps & enhance opportunities.



Board Policy E-2 Academic Achievement

Students will meet or exceed established state standards in academic disciplines.

Literacy, the ability to think critically when reading, writing, and communicating orally, is fundamental to learning and is therefore, the highest priority.

The focus of the Columbus School District will be to improve teaching and learning. Students will demonstrate continuous improvement toward a high level of success in academic disciplines.



WISCONSIN SCHOOL REPORT CARDS: COLUMBUS EXCEEDING EXPECTATIONS WITH A 4-STAR RATING ★★★★★

The Wisconsin Department of Public Instruction (DPI) creates an Annual Report Card for every publicly funded school district in the state. The Report Cards are intended to help learning communities utilize data on specific measures to celebrate successes and identify growth opportunities. School districts receive an overall accountability rating (0-100).

According to the most recent report card, the Columbus School District Exceeded Expectations (**77.6**) and earned a 4-star rating (out of 5) from the DPI.

ADVANCED PLACEMENT (AP) COURSE ENROLLMENT

AP courses are college-level courses offered in high school. Scoring well on the AP Exam can earn a student college credit, placement above introductory college courses or both, potentially saving on college costs. AP exams are administered each spring and are scored on a 5-point scale.

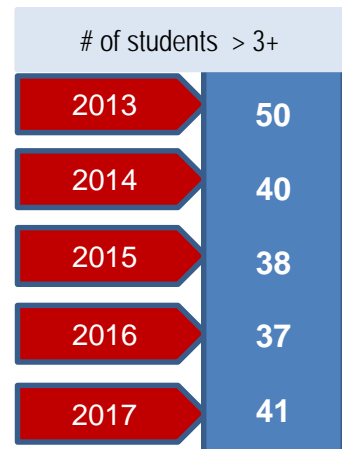
AP classes offered in the 2016-17 school year were: AP English Language & Composition; AP English Literature & Composition; AP United States History; AP Calculus; AP Biology.

71 **EXAMS**
2017

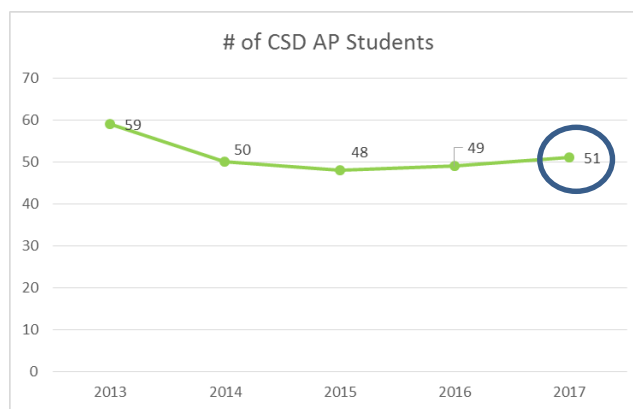
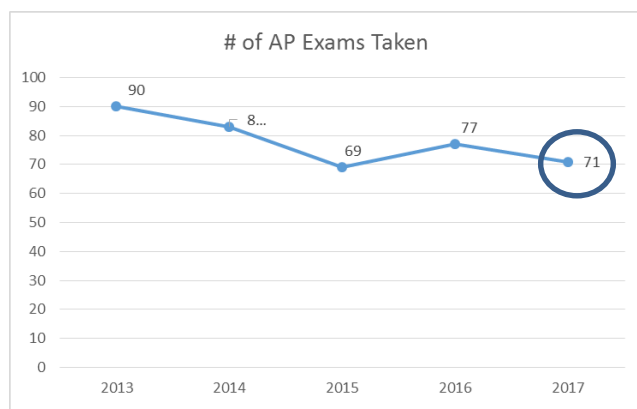
AP Students with Exam Scores of 3+

41 or 80% Columbus High School AP students earned an AP exam score of three or higher in 2017.

Success on an AP exam is defined by an exam score of three or higher, which represents the score point predictive of college success and college graduation.



Columbus High School Students



AP Scholars

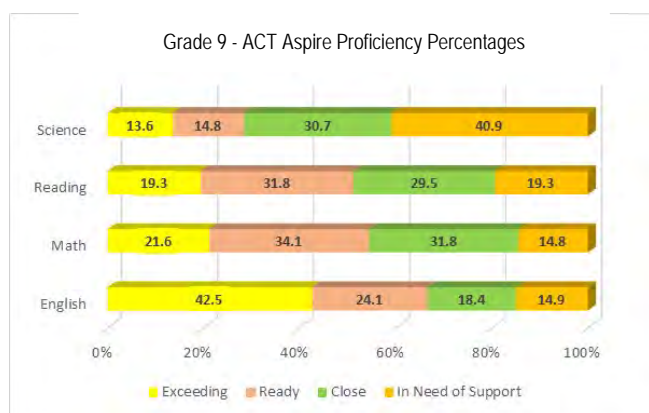
AP Scholar status is granted to students who receive scores of three or higher on three or more AP exams. **Four** Columbus High School students earned scholar status in 2017. [3 AP Scholars + 1 AP Scholar with Distinction]. *An AP Scholar with Distinction scores 3+ on at least five exams – with an average of 3.5 on all exams taken.*



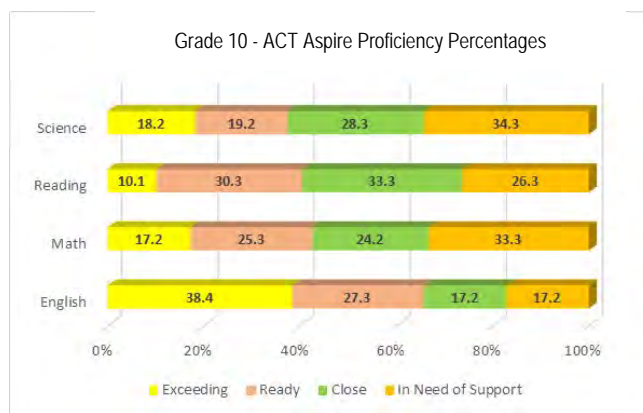
ACT PERFORMANCE

ACT-Aspire and ACT are curriculum and standards-based educational and career planning tools that assess students' academic readiness for college in English, Math, Reading, and Science.

ACT ASPIRE (GRADES 9 AND 10)

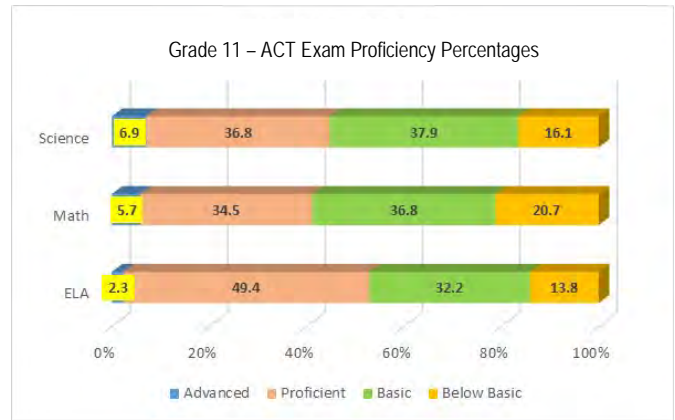
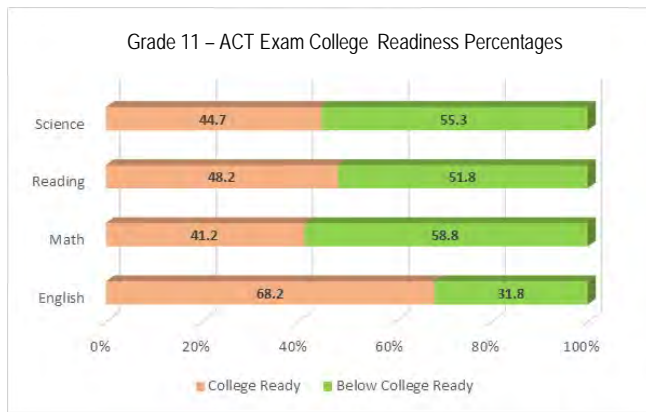


Eighty-eight 9th graders took the ACT Aspire exam in Spring, 2016. One hundred and one 9th graders took the ACT Aspire exam in Spring, 2017. The 2017 results are embargoed. The 2016 results are shown above.



Ninety-nine 10th graders took the ACT Aspire exam in Spring, 2016. Eighty-four 10th graders took the ACT Aspire exam in Spring, 2017. The 2017 results are embargoed. The 2016 results are shown above.

ACT Exam – Grade 11



Eighty-seven 11th graders took the ACT Exam in Spring, 2016. One hundred and six 11th graders took the ACT exam in Spring, 2017. The 2017 results are embargoed. The 2016 results are shown above.

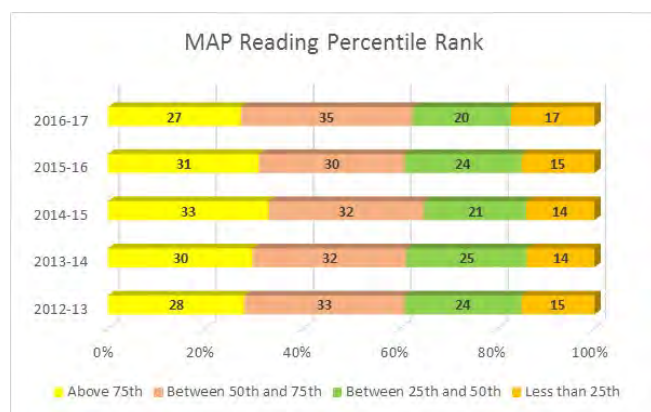
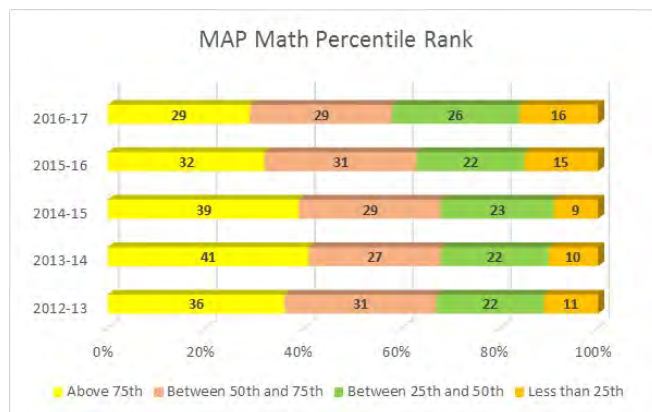
MAP ACHIEVEMENT AND GROWTH

The Columbus School District selected the NWEA Measures of Academic Progress (MAP) to assess the academic growth of students in grades K-8. Students are tested in the fall to establish an achievement baseline in math and reading. A mid-year test session gives students and teachers additional data to inform instruction and better meet the needs of all learners. Students then take an end of the year MAP test to determine academic growth from Fall to Spring, based on RIT score comparison.

HOW ARE WE DOING?

All 2nd -11th grade students take the NWEA Maps Assessment to determine and monitor student proficiency at grade level. The following charts display the math and reading results for the end of the 2016-2017 school year.

MAP: NATIONAL PERCENTILE RANK (2016-17)



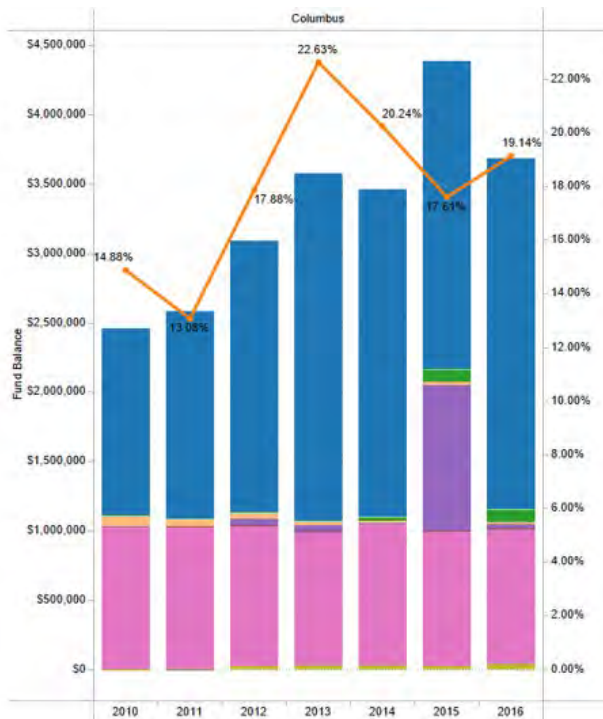
MAP:
% of
students
at or
above
grade
level
(at or above
50th %ile)

Grade	Reading	Math
2	n/a	38
3	54	50
4	63	58
5	55	60
6	75	65
7	62	59
8	66	55
9	62	67
10	64	81
11	64	71



BUDGET OVERVIEW: FINANCIAL RESULTS FOR 2016-17

GENERAL FUND BALANCE



The Columbus School District, in alignment with the Launching a Legacy strategic plan, ended the 2016-2017 with positive financial results. It is the goal of the business office to publish and control a budget that effectively fulfills the short term goals of the strategic plan to lay the foundation for long-term student achievement and overall community growth.

In 2016-2017, the district experienced an increase in revenue authority due to continued growth in resident membership. In addition, the total revenue collected exceeded the budgeted projection by nearly 5% due in part to gifts, Medicaid claims and open enrollment.

The expenditures for the year were controlled, and together with the increase in revenue resulted in a positive addition to fund balance of approximately \$240,000. This brings the fund balance to 19% of 2016-2017 expenditures. It is the

goal of the district to increase fund balance to improve overall financial stability and eliminate the dependence on short term borrowing.




////////// **BUDGET OVERVIEW:** **FINANCIAL OUTLOOK FOR 2017-18**

The District's annual budget is driven by the State of Wisconsin Budget and the budget adoption timeline dictated by the State. That stated, there are multiple indicators that are still unknown in regards to the finalization of the 2017-2018 Columbus School District Budget. At this time, the business office is pleased to review the preliminary budget with the final budget and tax levy to be presented and adopted in late October.

The 2017-2018 preliminary budget was developed under the following assumptions:

- The preliminary budget was created prior to the 2017-2019 State Budget being authorized by Governor Walker. At the time of development, the business office assumed there would be no increase in the per member revenue limit authority, however it did assume there would be an increase of \$200 in per pupil categorical aid. Both of these assumptions were correct per the authorized budget.
- The preliminary budget was created prior to the membership count that was held on September 15, 2017. Based on historical enrollment data, the business office calculated the revenue limit with a conservative increase in member (resident) enrollment. At the time of the printing of this booklet, the final membership calculations were not completed. However, there was an increase in the number of total enrollments.
- The State of Wisconsin provided on July 1 an early estimate of the total Equalization Aid the District will receive. The State estimated an increase of approximately 3.63%.
- The Wisconsin Department of Revenue released equalized property values that reflected a net increase in the municipalities the encompass the District by 6.1%

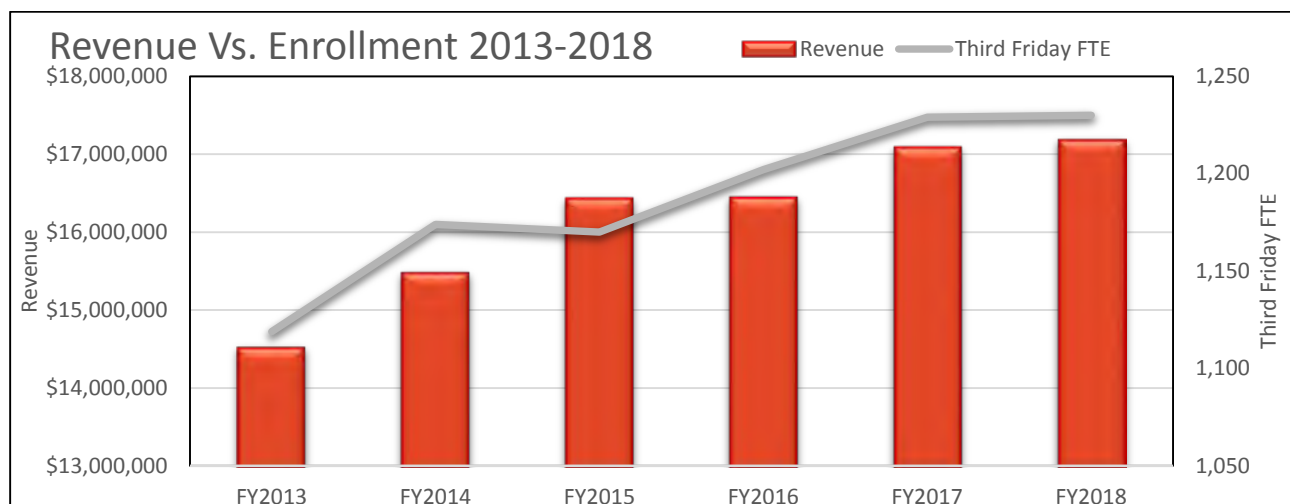
Based on these assumptions, the business office calculated revenues to again increase from the 2016-2017 actuals by approximately 2% in 2017-2018 totaling \$14,500,271. Using the revenues as a framework for allocation, the District budgeted for expenditures totaling \$14,500,271. This results in a small addition to fund balance in alignment with the district's fiscal goals.



GENERAL FUND	Audited 2015-16	Unaudited 2016-17	Budget 2017-18
Beginning Fund Balance	2,224,795.04	2,536,184.20	2,775,591.85
Ending Fund Balance	2,536,184.20	2,775,591.85	2,849,642.85
REVENUES & OTHER FINANCING SOURCES			
Transfers-In (Source 100)	0.00	0.00	0.00
Local Sources (Source 200)	5,742,468.96	5,653,061.11	5,554,171.00
Inter-district Payments (Source 300 + 400)	1,029,508.58	1,351,786.25	1,275,000.00
Intermediate Sources (Source 500)	16,569.00	10,116.12	6,500.00
State Sources (Source 600)	6,599,119.46	7,047,863.26	7,530,557.00
Federal Sources (Source 700)	333,211.76	294,421.15	208,094.00
All Other Sources (Source 800 + 900)	231,504.06	10,871.91	0.00
TOTAL REVENUES & OTHER FINANCING SOURCES	13,952,381.82	14,368,119.80	14,574,322.00
EXPENDITURES & OTHER FINANCING USES			
Instruction (Function 100 000)	6,494,030.55	6,455,309.56	6,234,318.00
Support Services (Function 200 000)	4,832,550.30	5,339,485.09	5,925,771.00
Non-Program Transactions (Function 400 000)	2,314,411.81	2,333,917.50	2,340,182.00
TOTAL EXPENDITURES & OTHER FINANCING USES	13,640,992.66	14,128,712.15	14,500,271.00

OUR GROWING DISTRICT

It is important to note the District has been experiencing enrollment growth at a steady pace, resulting in an increase in the overall revenue. However, per student revenue has declined since 2012, and federal revenue per student has also declined. The following depicts the conservative estimate in growth in 2017-2018:



PROPERTY TAXES – Preliminary Budget

The annual property levy is largely a calculation of the District's property values, equalized aid received from the State and the student membership. While the increase in the number of students is estimated to increase, so is the amount of equalized aid the District is expecting receive. Thus, the total general fund levy is expected to decrease resulting in an all fund levy decrease of 0.76% totaling \$6,754,836. The decrease in the all fund levy combined with the increase in total equalized value will result in a reduction in the mill rate currently estimated at \$9.35/mill.

FUND	Audited 2015-16	Unaudited 2016-17	Budget 2017-18
General Fund	5,600,746.00	5,451,298.00	5,437,821.00
Referendum Debt Service Fund	85,781.00	72,082.00	0.00
Non-Referendum Debt Service Fund	1,073,541.00	1,162,970.00	1,197,015.00
Capital Expansion Fund	0.00	0.00	0.00
Community Service Fund	120,000.00	120,000.00	120,000.00
TOTAL SCHOOL LEVY	6,880,068.00	6,806,350.00	6,754,836.00
PERCENTAGE INCREASE -- TOTAL LEVY FROM PRIOR YEAR		-1.07%	-0.76%



FINALIZING THE 2017-2018 BUDGET

The business office is working diligently to finalize the 2017-2018 budget as follows:

- ◆ Monday, September 25: **Annual Meeting and Budget Hearing**
- ◆ Friday, September 29: Summer School and September Membership Calculations due to the Department of Public Instruction (DPI).
- ◆ Friday, October 13: DPI Certifies equalization aid allocations, populates the District's revenue limit with voucher student data.
- ◆ Monday, October 23: Final 2017-2018 budget presented to the board for adoption. Board authorizes tax levy.



ABOUT THE COLUMBUS SCHOOL DISTRICT

Established in 1846, the Columbus School District is steeped in legacy and tradition. An integral part of the Columbus community, the District serves eleven municipalities spreading over 135 square miles. Four schools make up the district: Columbus Elementary, Discovery Charter School, Columbus Middle School, and Columbus High School. The District also partners with four community-based 4K sites. Our 162 teachers, support staff and administrators dedicated to ensuring a culture of continuous improvement in a safe learning environment for all our students.



Columbus Elementary
 Grades 4K-3rd
 200 Fuller Street
 Columbus, WI 53925
 920.623.5950



Discovery Charter
 Grades K-3rd
 200 Fuller Street
 Columbus, WI 53925
 920.623.5950



Columbus Middle
 Grades 4th – 8th
 400 S Dickason Blvd.
 Columbus, WI 53925
 920.623.5950

Columbus High
 Grades 9th - 12th
 1164 Farnham Street
 Columbus, WI 53925
 920.623.5950

CONTACT

Columbus School District Administration Office

200 West School Street, Columbus, WI 53925 | 920.623.5950 | Website: www.columbus.k12.wi.us