


BLUEPRINT 2020-24

2022: YEAR 3 PROGRESS REPORT

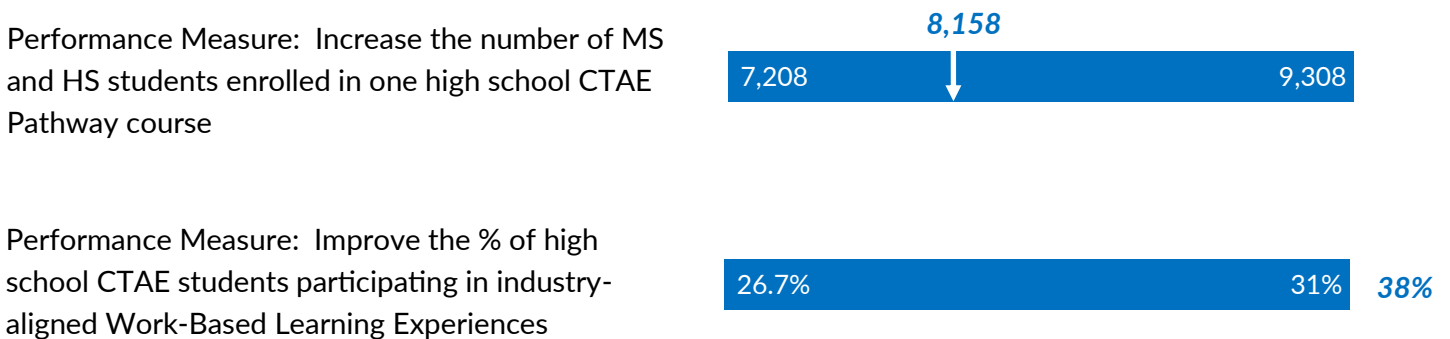
The Blueprint Strategic Plan contains measurable goals in each of the Five Priority Areas. Data disruptions and changes in practices and protocols due to the COVID-19 pandemic continue to have some effect on measures. The report for the 2021-2022 school year, our third year under Blueprint, highlights the progress made despite these challenges and notes where outcomes have been affected.

STUDENT ACHIEVEMENT: ACCESS AND OPPORTUNITY

INCREASE HIGH SCHOOL GRADUATION RATE



EXPAND CAREER EXPLORATION & ACCESS INITIATIVES



Note: Baseline data for each measure appears at the left end of the blue bar; the five-year goal appears at the right end of the bar. Target data for Year 3 (2022) is noted in blue italic type. If the five-year goal has been achieved, the 2022 data will appear to the right of the bar. If the goal is in progress, the data will be noted above the bar with a white arrow to indicate point of progression. If the data is below the baseline, it will appear to the left of the bar.

BLUEPRINT 2020-24

2022: YEAR 3 PROGRESS REPORT

STUDENT ACHIEVEMENT: ACCESS AND OPPORTUNITY

The 2022 Milestones tests were administered in the spring, and after a predictable dip in 2021, scores in most areas began a rebound. Schools continue to grapple with the effects of lost learning time and other aspects of the pandemic on students and staff. CCSD hired an additional 125 teachers to focus on closing learning gaps and providing more support to students.

Note: The State is using 2022 scores as the new baseline for student progress, post-pandemic.

INCREASE READING, WRITING & LANGUAGE PROFICIENCY	2019 BASELINE	2020 Year 1	2021 Year 2	2022 Year 3
Performance Measure: Increase % of students who score proficient and distinguished on GA Milestones (ELA)	57.7%	No Testing	48.49%	47.30%
Performance Measure: Increase % of EL students moving one band or more on the ACCESS test	63%	62%	63.09%	70.16%
Performance Measure: Increase % of students in writing in grades 3-8 who are at a monitor or accelerated level on GA Milestones	58.8%	No Testing	54.28%	57.64%
Performance Measure: Increase % of SWD who score proficient or distinguished on GA Milestones (ELA)	13.4%	No Testing	9.52%	9.42%
INCREASE MATH PROFICIENCY	2019 BASELINE	2020 Year 1	2021 Year 2	2022 Year 3
Performance Measure: Increase % of high school students who score proficient or distinguished on the Algebra EOC	38.3%	No Testing	24.76%	36.32%
Performance Measure: Increase the % of middle school students scoring proficient or distinguished on Math EOG	45%	No Testing	41.98%	45.0%
Performance Measure: Increase % of middle school Students with Disabilities who score proficient or distinguished on Math EOG	11%	No Testing	8.26%	8.38%

BLUEPRINT 2020-24

2022: YEAR 3 PROGRESS REPORT

QUALITY WORKFORCE

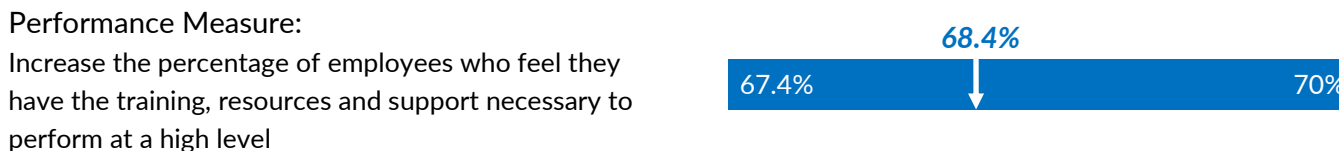
IDENTIFY AND RECRUIT HIGH QUALITY EMPLOYEES



PROMOTE A HEALTHY AND SAFE WORK ENVIRONMENT



DEVELOP AND RETAIN HIGH QUALITY EMPLOYEES



BLUEPRINT 2020-24

2022: YEAR 3 PROGRESS REPORT

FAMILY, PARTNER & COMMUNITY ENGAGEMENT

INCREASE MEANINGFUL FAMILY ENGAGEMENT

Performance Measure:

Increase number of parents accessing Canvas Learning Management System

22,868	25,000	36,361
--------	--------	--------

Performance Measure:

Increase percentage of family members participating in parent engagement opportunities

72%	74%	78%
-----	-----	-----

Performance Measure:

Increase percentage of families who participate in meaningful school events/activities

87%	91%	96.4%
-----	-----	-------

INCREASE MEANINGFUL PARTNER ENGAGEMENT

Performance Measure:

Increase number of school-level partnership agreements

222	246	495
-----	-----	-----

Performance Measure:

Increase number of business/community partners (district and school level)

160	170	326
-----	-----	-----

Performance Measure:

Increase the percentage of partners who participate in meaningful school events/activities

81%	82%	86%
-----	-----	-----

INCREASE MEANINGFUL COMMUNITY ENGAGEMENT

Performance Measure:

Increase the number of social media followers across all platforms

56,000	60,000	71,363
--------	--------	--------

Performance Measure:

Increase number of volunteers

1,039	1,042	1,124
-------	-------	-------

Performance Measure:

Increase number of PTA members

11,632	13,266	14,358
--------	--------	--------

BLUEPRINT 2020-24

2022: YEAR 3 PROGRESS REPORT

POSITIVE CULTURE & CLIMATE

INCREASE POSITIVE PERCEPTION OF SCHOOL CLIMATE AND CULTURE

Performance Measure: Increase the percentage of students who feel they can confide in an adult

This question was part of the Georgia Health Survey, which was not administered to students this year. We feel the question is important and will be added to the CCSD survey.

Performance Measure: Increase percentage of parents who feel their concerns are addressed when interacting with staff



Performance Measure: Increase percentage of employees who feel valued as part of the CCSD family



PROMOTE WELLBEING OF STUDENTS AND STAFF

Performance Measure: Increase the use of the District's Employee Assistance Program for those in need



Use of EAP phone service has decreased after addition of CCSD Cares Wellness Ambassadors on site

Performance Measure: Increase participation in work-based offerings to promote self care and wellness



Performance Measure: Increase the awareness of services and resources available to students and families



BUILD WELCOMING AND INCLUSIVE SCHOOL CULTURES FOR ALL

Performance Measure: NEW
Increase the number of schools participating in the Positive Behavior Framework study/coaching cycles



Performance Measure: NEW
Increase the number of administrators who have participated in the PBF study/coaching cycles



Performance Measure: NEW
Increase the number of teachers who have participated in the PBF study/coaching cycles



BLUEPRINT 2020-24

2022: YEAR 3 PROGRESS REPORT

ORGANIZATIONAL OPERATIONS AND EFFECTIVENESS

IMPROVE EFFECTIVENESS OF FISCAL OPERATIONS

Performance Measure: Increase ratings from external industry and State agencies

Rating is at highest level possible in current conditions
 2022 Actual: Aa2/AA+
 2024 Goal: Aa1/AAA

Performance Measure: Increase use of Ed SPLOST to meet immediate capital improvement needs



Performance Measure: Maximize application of federal, state and local monies allocated to student-centered programming and operations

Annual RAMP audit complete, target met

IMPROVE SAFE AND SECURE ENVIRONMENTS

Performance Measure: Decrease the number of sustained harassment allegations (Title IX and Title VI)



Performance Measure: Decrease the number of ESSA reportable infractions



Performance Measure: Improve CCSD safety and security measures (created benchmark in 2021 after security review)

