



# SY22-23 School Safety Data Review (Q1&Q2)

School Board Meeting  
February 16, 2023





# Essential Questions

What do the SY 22-23 Q1 and Q2 data show?



How does the data compare to the previous two semesters?



What are we doing in response to the data?



What are next steps?



# Data Context

Data is being shared to reflect our continued commitment to transparency

The Q1 and Q2 data for SY22-23 covers the time period of August 2022-December 2022

Data presented reflects school safety incidents and calls for APD support to our schools during the first two quarters

Data presented is reflective of what Safety and Security Services collects. This does not capture data collected by Student Services and Equity or Accountability and Research as it relates to student discipline or state reporting



# Data Collection and Reconciliation

## Incident Reporting

- Mandatory notifications sent by School Administrators post-incident
- In line with *SB Policy CLA*
- Incident reports *do not* always equate to a crime being committed
- Reconciled and logged by SSS once received

## Call for Service Report Form (Police Assistance)

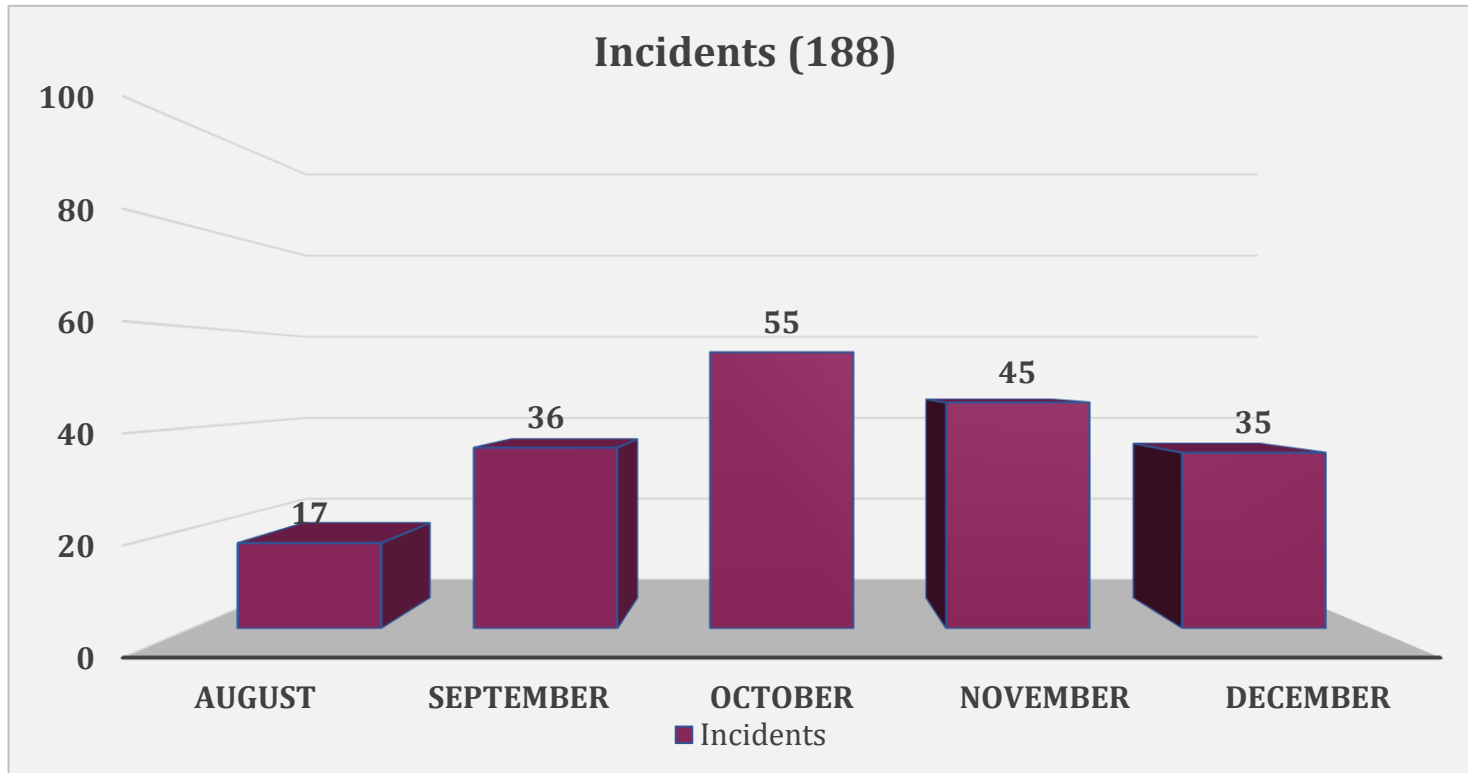
- Form completed by School Administrators when police assistance/support occurs
- In line with *November 2020 SLEP MOU*
- Reconciled and logged by SSS once received

## Analysis of APD Data

- Calls for Service reviewed and reconciled



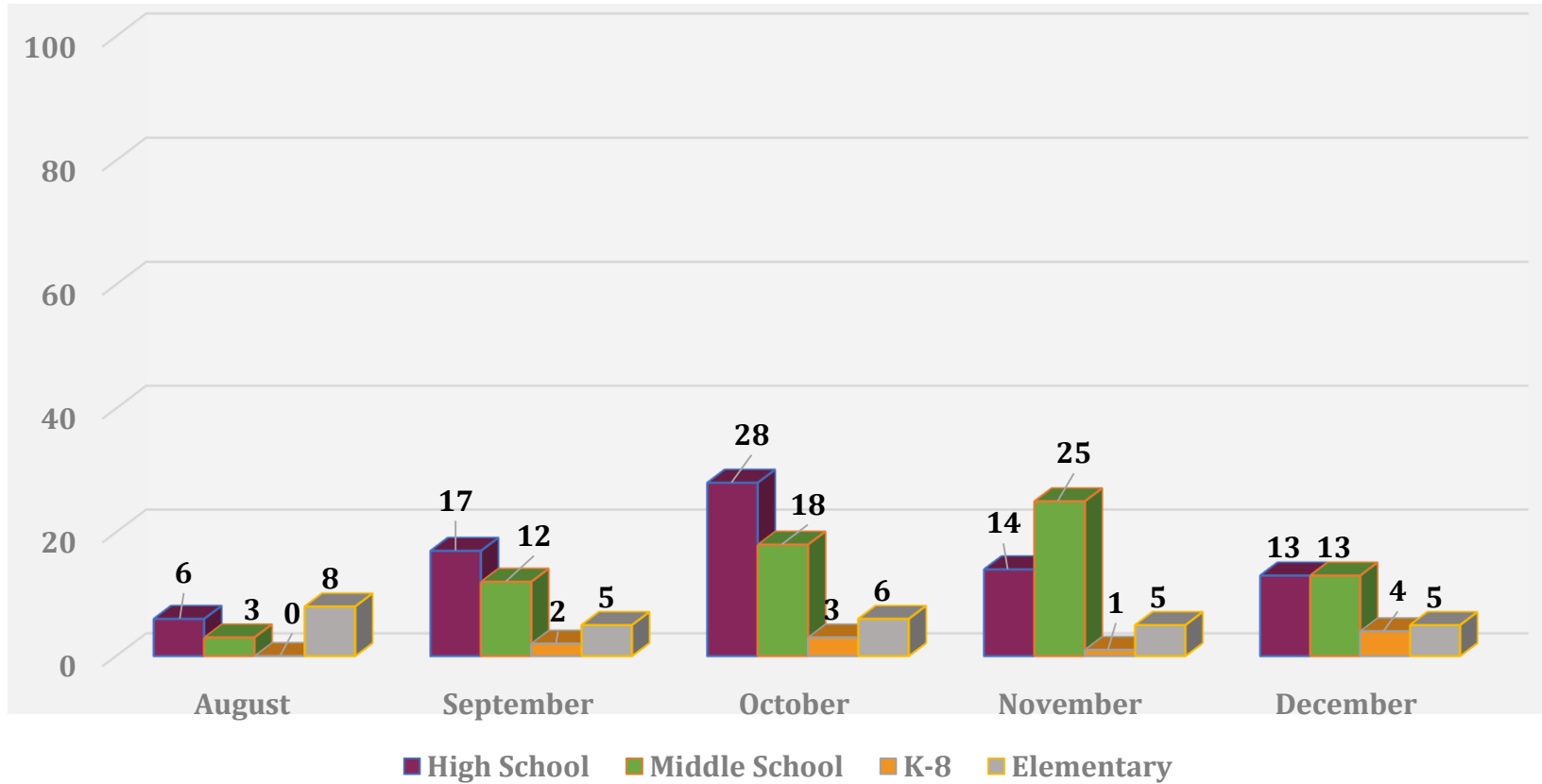
# Incident Reports by Month



Incident Type	Quantity
Other	52
Fights/Assaults	44
Injuries/Medical Assistance	41
Weapons	15
Controlled Substance	14
Threats (Verbal/Cyber/Social Media)	8
Missing Student Reports	7
Suspicious Activity	2
Alarms	2
Sexual Assault/Sexual Misconduct	1
Theft	1
Prohibited Items/Materials	1



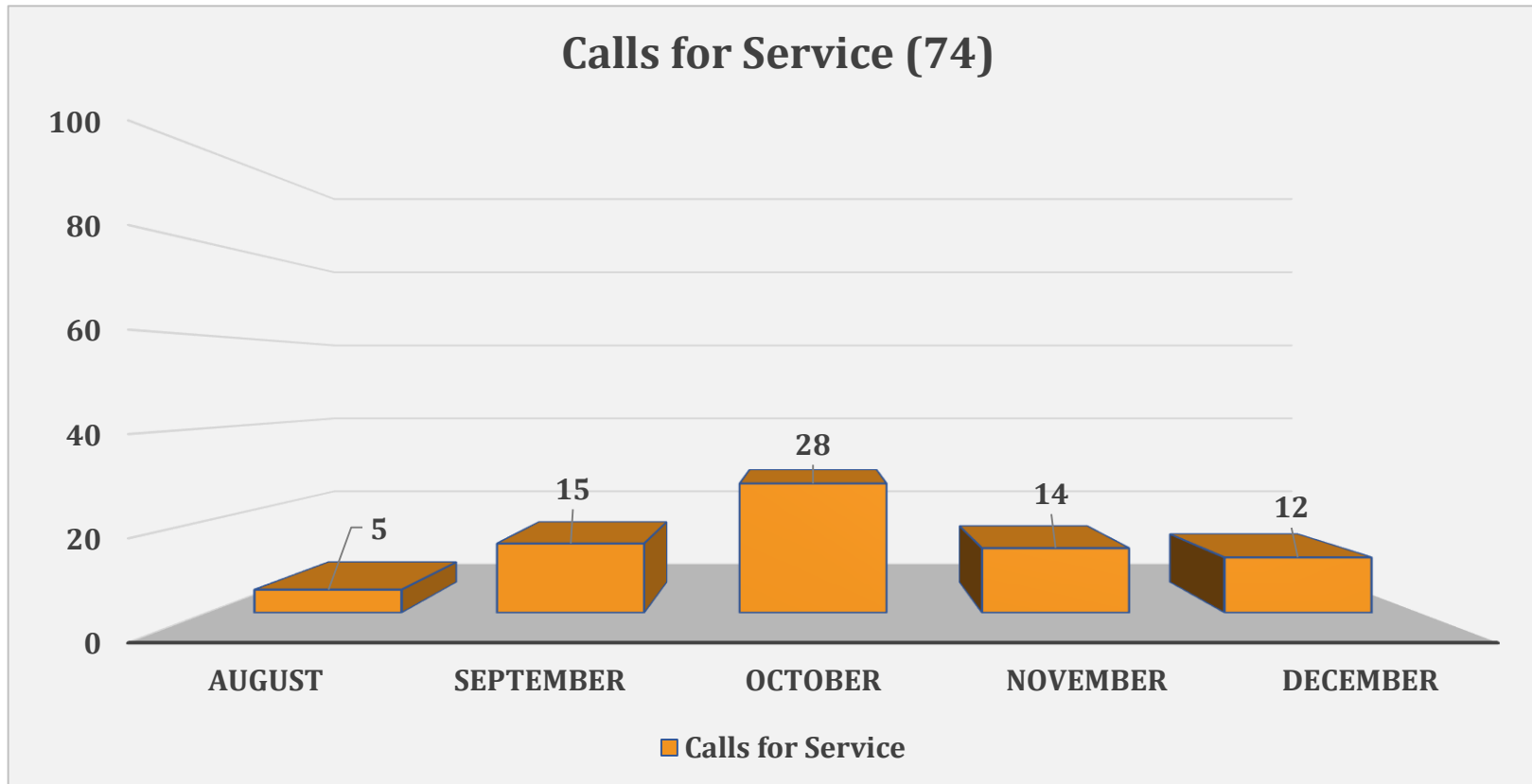
# Incident Reports by School Type



School Level	Quantity
High School (All Campuses)	78
Middle Schools	71
K-8 Schools	29
Elementary	10



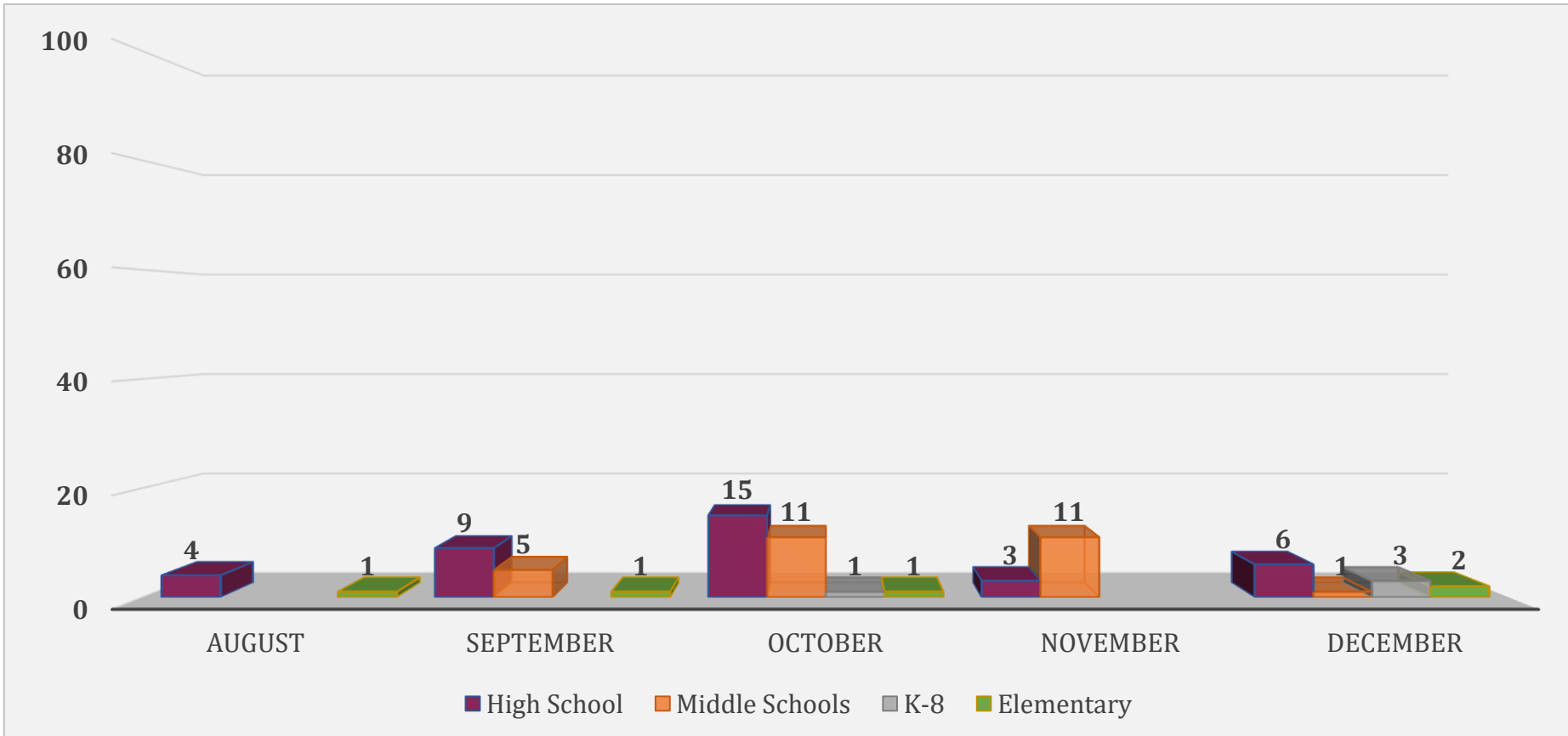
# APD Calls for Service by Month



It is important to note that **APD Calls for Service** are **not** solely in relation to support for incidents that are criminal in nature. Calls for Service include support for suspicious activity occurring on/near campus, assistance with missing student investigations, etc.



# APD Calls for Service by School Type

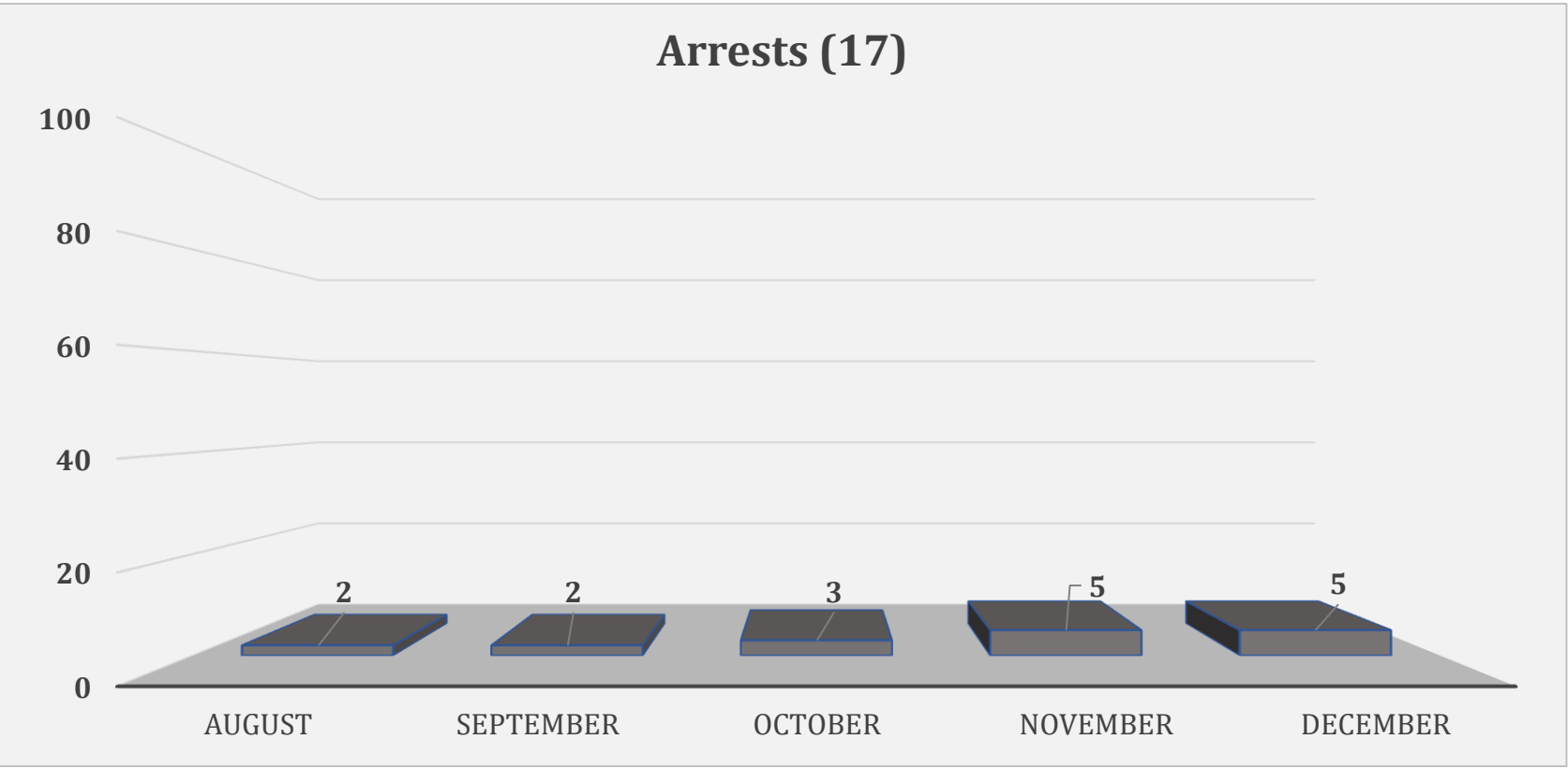


School Level	Quantity
High School (All Campuses)	37
Middle Schools	28
K-8 Schools	4
Elementary Schools	5





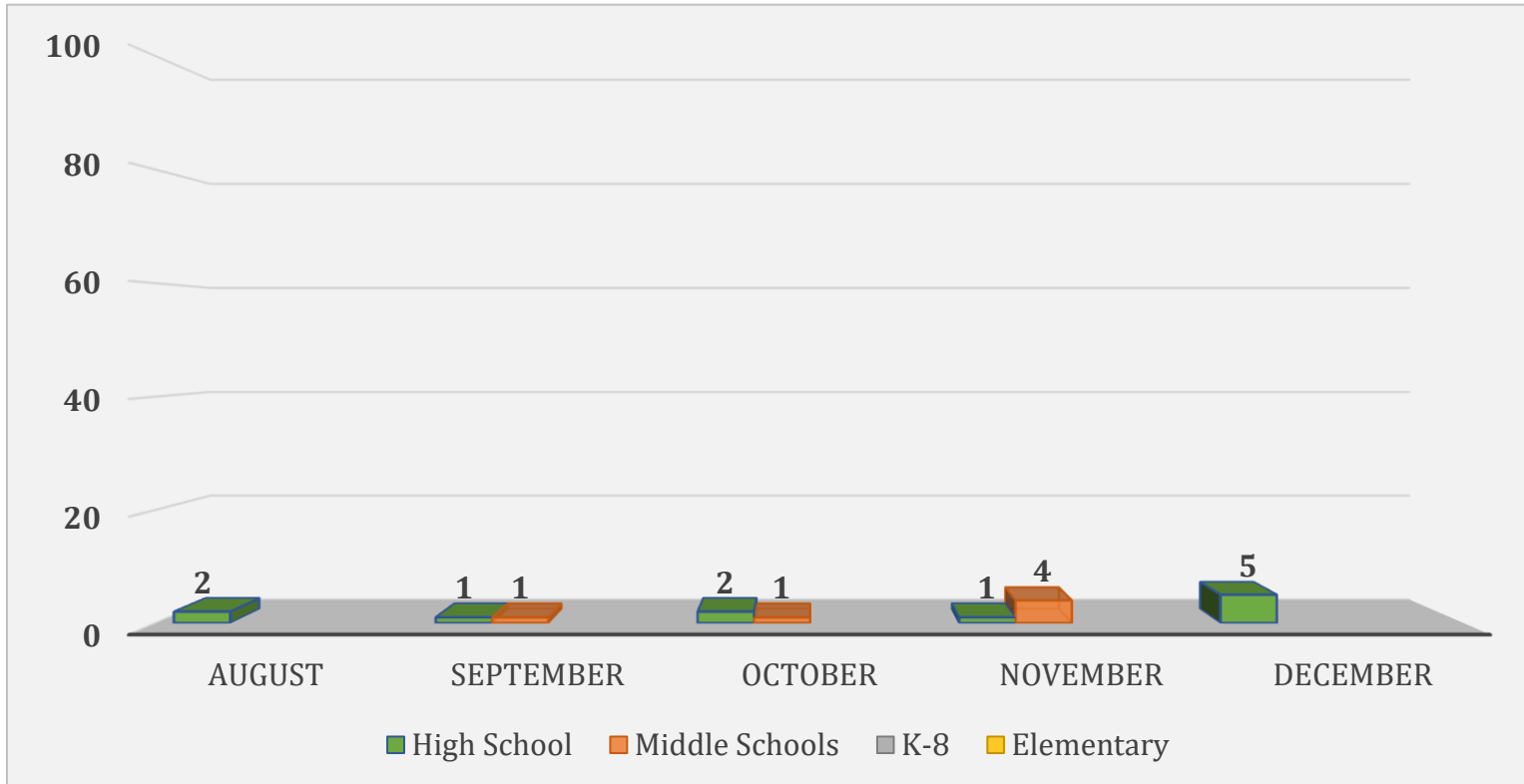
# Arrests by Month



Arrest by Categories	Quantity
Weapons	5
Controlled Substance	4
Assault	3
Obstruction	3
Threat	1
Warrant	1



# Arrests by School Type



Arrest by School Type	Quantity
High School (All Campuses)	11
Middle School	6



# Racial/Ethnic Composition of Arrests

## Middle School Arrests (6)

- Black Male- 4
- Hispanic Male-1
- Hispanic Female-1

## High School Arrests (11)

- Black Male-6
- White Male-3
- Black Female-1
- Hispanic Male-1

### ACPS Student Enrollment Demographics:

- Asian: 6.6%
- Black: 25.0%
- Hispanic: 37.7%
- White: 26.6%
- Native Hawaiian/Pacific Islander: 0.3%
- Native American: 0.1%
- Multi-racial: 3.7%



# Semester Comparison

Data Category	SY21-22 (Semester 1: August 2021-December 2021)	SY21-22 (Semester 2: January 2022-June 2022)	SY22-23 (Semester 1: August 2022-December 2022)	Change from Previous Report
Incidents	191	194	188	-6
APD Calls for Service	96	84	74	-10
Arrests	20	26	17	-9

There has been a reduction across all data categories for the current reporting period (in comparison to the previous semester)

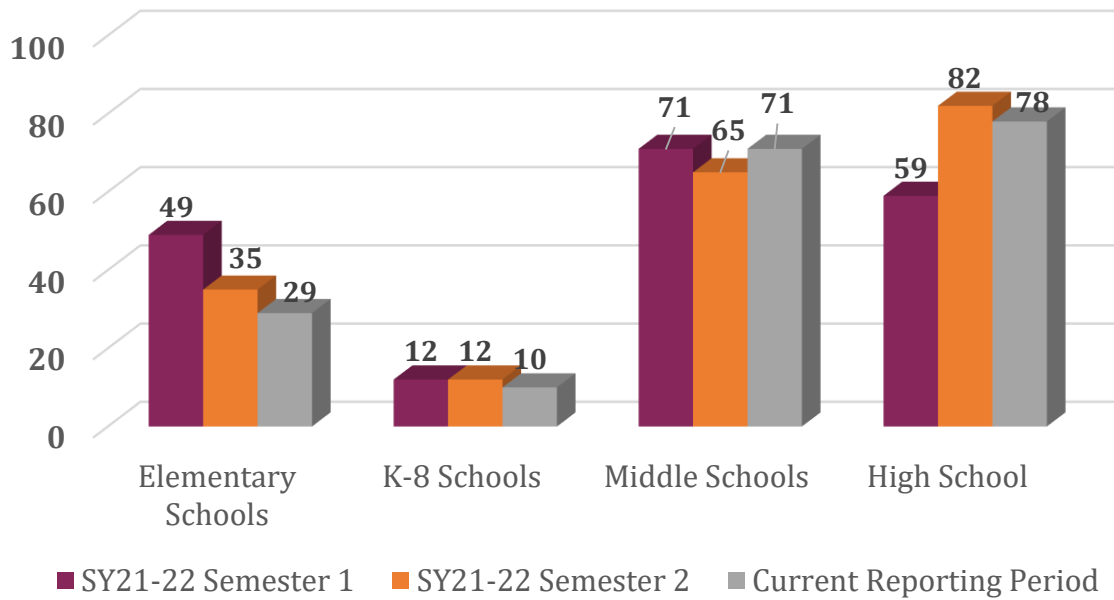


\*Semester with the highest rate per data category type

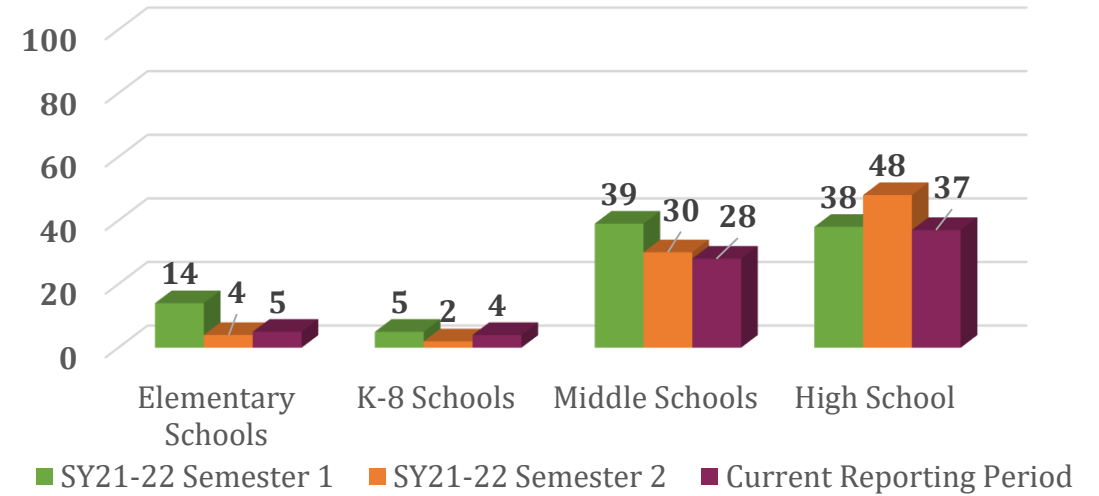


# Data Comparison

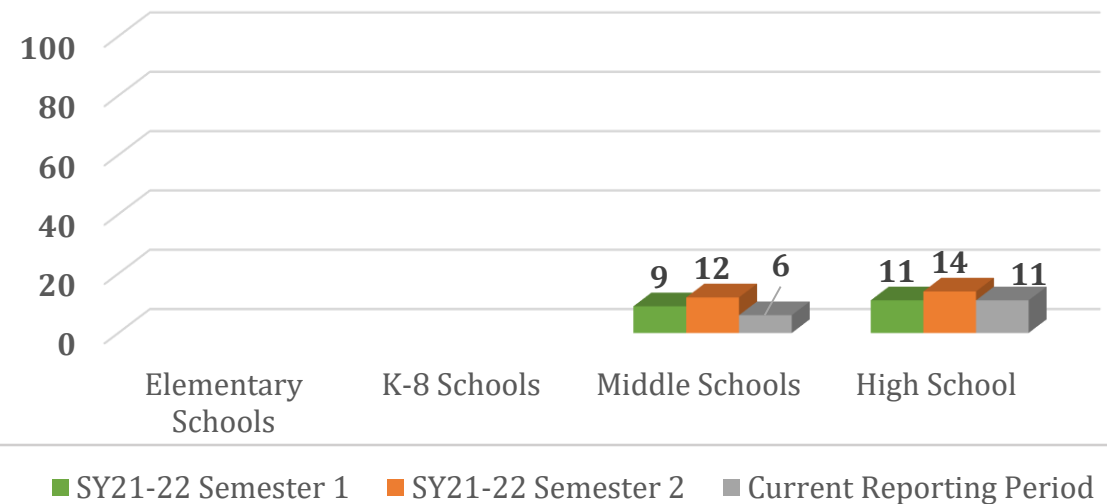
Incident Report Comparison



APD Calls for Service Comparison



Arrests Comparison





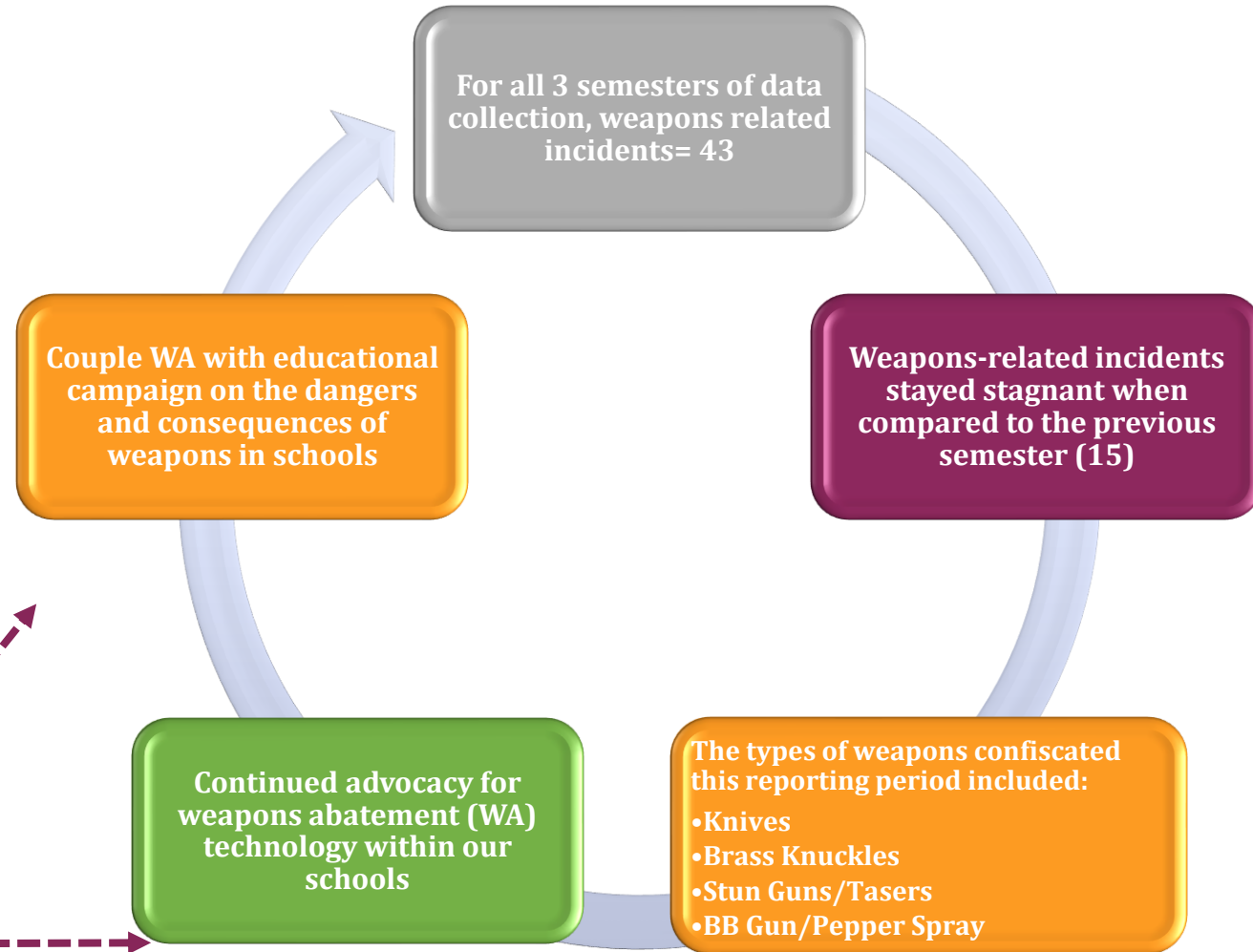
# Data Takeaways

## Improvements

- Incidents at Elementary Schools, K-8 Schools and the High School decreased from the previous semester
- APD Calls for Service at the Middle Schools and High Schools decreased from the previous semester
- Arrests at the Middle Schools and High School decreased from the previous semester






## Opportunities for Improvement


- Incidents at the Middle Schools increased from the previous semester
- APD Calls for Service increased at the Elementary Schools and K-8 schools from the previous semester
- ***Focused effort on reducing the number of weapons-related incidents within our schools***





# Next Steps

				
<p>Provide Follow-up Information on Weapons Abatement Proposal to School Board and Community</p>	<p>Begin Posting Safety Data Presentations on Safety and Security Webpage</p>	<p>Continue Working with Student Services on Student Wellness and Support Initiatives</p>	<p>Emergency Response Video Series Rollout (In Progress)</p>	<p>Support Technology Services in Tip Line Vendor Search</p>



# Questions?

**Dr. Alicia Hart, Chief of Facilities and Operations**

**John Contreras, Director of Safety and Security Services**

**Carlton Gerald, Security and Emergency Operations  
Coordinator**



**Interim Superintendent**

Dr. Melanie Kay-Wyatt

**School Board**

Meagan L. Alderton, Chair  
Jacinta Greene, Vice Chair

Willie F. Bailey, Sr.  
Kelly Carmichael Booz  
Abdel-Rahman Elnoubi

Christopher Harris  
Tammy Ignacio

Michelle Rief  
Ashley Simpson Baird