

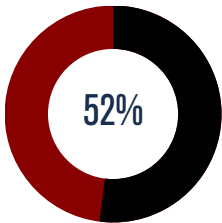


# Mountainside Middle School Scorecard

## Reading

# 60th

Achievement  
Percentile  
Nat'l Avg = 50th



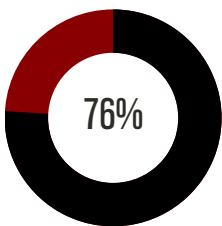
Percent of  
Students Meeting  
Growth  
Projection  
Nat'l Avg = 50

MAP Reading Measure, Spring 2024  
Grades 6-8

## Mathematics

# 62nd

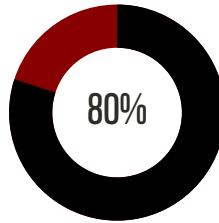
Achievement  
Percentile  
Nat'l Avg = 50th



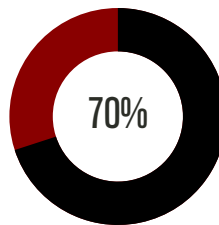
Percent of  
Students Meeting  
Growth  
Projection  
Nat'l Avg = 50

MAP Math Measure, Spring 2024  
Grades 6-8

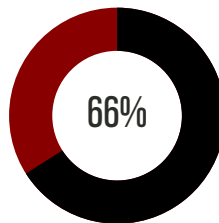
## State Assessments



Percent of Students Showing Foundational  
Grade Lvl Knowledge and Above in ELA  
State Avg = 70%  
Spring, 2024

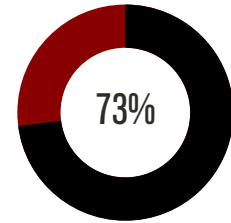


Percent of Students Showing Foundational  
Grade Lvl Knowledge and Above in Math  
State Avg = 63%  
Spring, 2024



Percent of Students Showing Foundational  
Grade Lvl Knowledge and Above in Science  
State Avg = 62%  
Spring, 2024, Grade 8

## Regular Attendance




Percent of Students Averaging  
Less Than Two Absences Per Month  
State Avg = 69%  
2022-23, All Grade Levels

## Teacher Avg Yrs Experience

# 13.5 Years

Avg Years of  
Classroom Experience  
State Avg = 13.0

## Student-to-Teacher Ratio



16.5 : 1  
State Avg = 15.8 : 1

2022-23 School Year

# 793

Student Enrollment

# 48

Classroom Teachers

## Mountainside Middle School

4717 E Day Mt Spokane Rd  
Colbert, WA 99005  
509-465-7400  
mountainsidems.mead354.org