

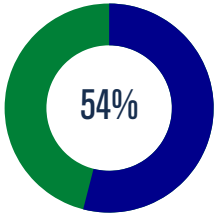


Evergreen Elementary School Scorecard

Reading

48th

Achievement
Percentile
Nat'l Avg = 50th



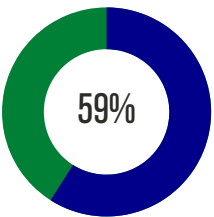
Percent of
Students Meeting
Growth
Projection
Nat'l Avg = 50

MAP Reading Measure, Spring 2022
Grades 1-5

Mathematics

56th

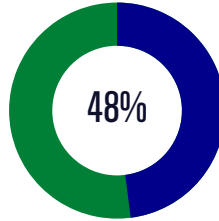
Achievement
Percentile
Nat'l Avg = 50th



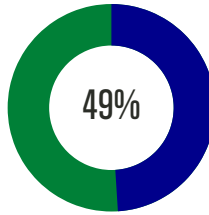
Percent of
Students Meeting
Growth
Projection
Nat'l Avg = 50

MAP Math Measure, Spring 2022
Grades 1-5

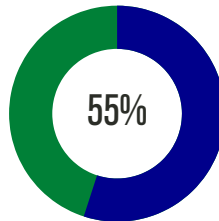
State Assessments



Percent of Students Exceeding Rigorous
College Readiness Standards in ELA
State Avg = 51%
Spring, 2022

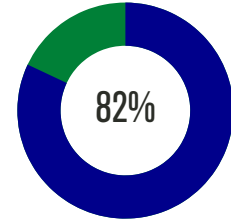


Percent of Students Exceeding Rigorous
College Readiness Standards in Math
State Avg = 38%
Spring, 2022



Percent of Students Exceeding
Standards in Science
State Avg = 50%
Spring, 2022, Grade 5

Regular Attendance



Percent of Students Averaging
Less Than Two Absences Per Month
State Avg = 80%
2020-21

Teacher Avg Yrs Experience

13.5 Years

Avg Years of
Classroom Experience
State Avg = 13.3

Student-to-Teacher Ratio



13.1 : 1
State Avg = 15.8

2021-22 School Year

466

Student Enrollment

36

Classroom Teachers

Evergreen Elementary School

215 E Eddy
Spokane, WA 99218
509-465-6400
evergreen.mead354.org