



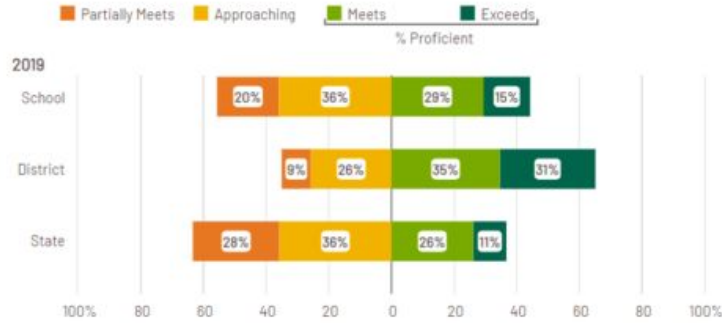
HINSDALE TOWNSHIP
HIGH SCHOOL DISTRICT 86

2019 School Report Card Preview

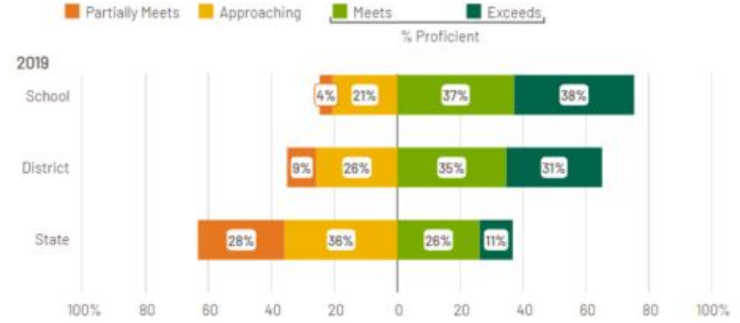


Performance on Illinois Tests

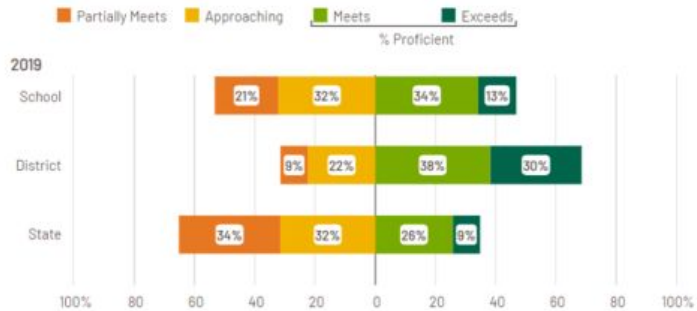
SAT ELA South



SAT ELA Central



SAT Math South



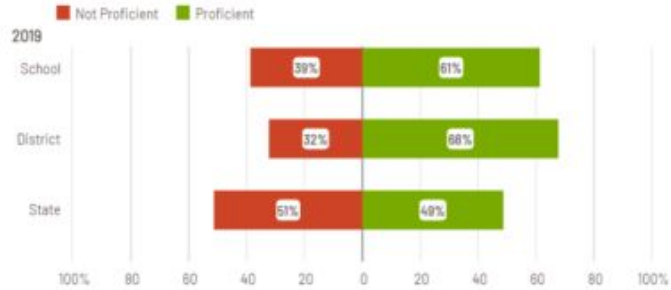
SAT Math Central



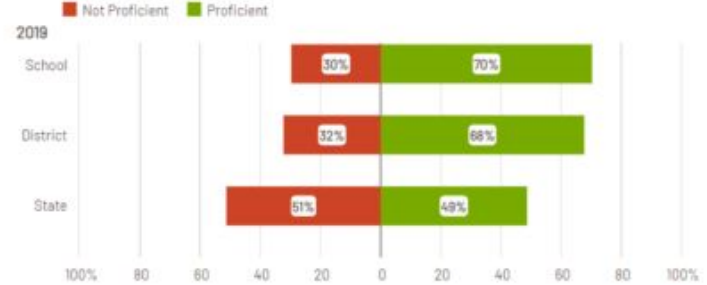


Performance on Illinois Tests

Illinois Science South



Illinois Science Central





Graduation Rate

	South Graduation Rate	Central Graduation Rate
Graduated	321	694
Promotion	2	0
Dropped Out	3	2
Moved Not Known to be Continuing	7	4
Retained in Same Grade	35	19
Change in Serving School	1	0
Not Graduated	48	25
Transfer for Home School	4	1
Transfer to GED program	0	1
Moved out of US	2	5
Transfer to Another School Out of IL	11	20
Transfer to Another School in IL	4	2
Removed from Adjusted Cohort	21	29
	389	747
Adjusted Graduation Rate	96.10%	99.14%



Advanced Placement

2019 Hinsdale South AP Data

2019 Advanced Placement College Credit	Grade 9	Grade 10	Grade 11	Grade 12
Students Taking One or More AP Exams	4	144	146	143
Students Earning College Credit For One or More AP Exams	4	97	123	124
Total AP Exams Taken	4	184	692	1474
Total AP Exams Resulting in College Credit	4	116	536	1156

2019 Hinsdale Central AP Data

2019 Advanced Placement College Credit	Grade 9	Grade 10	Grade 11	Grade 12
Students Taking One or More AP Exams	33	144	338	391
Students Earning College Credit For One or More AP Exams	32	141	322	378
Total AP Exams Taken	40	248	1344	3307
Total AP Exams Resulting in College Credit	39	239	1272	2983

Designation Score



Illinois State Board of Education

Summative Designations

- **Tier 1: Exemplary School:** A school that has no underperforming subgroups, a graduation rate of greater than 67 percent, and whose performance is in the top 10 percent of schools statewide. Schools that receive a Tier 1: Exemplary School designation may apply to serve in the IL-EMPOWER network of partners.
- **Tier 2: Commendable School:** A school that has no underperforming subgroups, a graduation rate greater than 67 percent, and whose performance is not in the top 10 percent of schools statewide. Schools that receive a Tier 2: Commendable School designation may apply to serve in the IL-EMPOWER network of partners.
- **Tier 3: Underperforming School:** A school in which one or more subgroups is performing at or below the level of the “all students” group in the lowest 5 percent of Title I schools. Schools that receive a Tier 3: Underperforming School designation will receive targeted support.
- **Tier 4: Lowest Performing School:** A school that is in the lowest-performing 5 percent of Title I schools in Illinois and those high schools that have a graduation rate of 67 percent or less. Schools that receive a Tier: 4 Lowest Performing School designation will receive comprehensive support through IL-EMPOWER.



Designation Score

Indicator	2018 Weight (%)	2018 Central % Awarded per Category	2018 Central Actual	2018 South % Awarded per Category	2018 South Actual	2019 Weight %
ELA Proficiency	10%	100%	10	100%	10.6	7.50%
Math Proficiency	10%	100%	10	100%	10.6	7.50%
Science Proficiency	0%	0	0	0	0	5.00%
EL Progress to Proficiency	5%	65.52%	3.28	*	*	5.00%
Chronic Absenteeism	7.50%	69.86%	5.24	59.92%	4.76	10.00%
Graduation Rate	50%	84.44%	42.22	73%	38.68	50.00%
9th Grade on Track	6.25%	93.40%	5.84	77.89%	5.16	8.33%
Climate Survey **	5%	100%	5	100%	5	6.67%
CCRI**	6.25%	100%	6.25	100%	6.25	0.00%
Total	100%		87.83		81.05	100.00%



86Forward

HINSDALE TOWNSHIP HIGH SCHOOL DISTRICT

Defining excellence.