



# GREAT VALLEY SCHOOL DISTRICT

DISTRICT-WIDE FACILITIES  
FEASIBILITY STUDY

COMMUNITY WORKSHOP #2  
12 NOVEMBER 2019

SCHRADERGROUP





## DISTRICT-WIDE MASTER PLAN – WORKSHOP #2

6:30 - 6:35pm

Welcome and Introductions

6:35 – 6:45pm

Recap of Information Session #1

6:45 - 6:55pm

Brainstorming Session - List of Priorities

6:55 – 7:15pm

Review of Preliminary Options

7:15 – 7:45pm

Small Group Break-out Session

7:45 - 8:15pm

Report Back to Large Group

8:15 – 8:25pm

Option Exercise

8:25 – 8:30pm

Next Steps



## DISTRICT-WIDE MASTER PLAN – WORKSHOP #2

6:30 - 6:35pm

Welcome and Introductions

6:35 – 6:45pm

**Recap of Information Session #1**

6:45 - 6:55pm

Brainstorming Session - List of Priorities

6:55 – 7:15pm

Review of Preliminary Options

7:15 – 7:45pm

Small Group Break-out Session

7:45 - 8:15pm

Report Back to Large Group

8:15 – 8:25pm

Option Exercise

8:25 – 8:30pm

Next Steps



# FACILITY ASSESSMENTS

1. Includes only those renovations necessary to upgrade all building systems
2. Includes necessary Code and ADA upgrades
3. Includes renovations to improve security, air quality, comfort, lighting and energy efficiency
4. Does not include additions or modifications to accommodate current or future educational programs
5. Does not include additions to accommodate enrollment growth



# CHARLESTOWN ELEMENTARY SCHOOL ASSESSMENT HIGHLIGHTS





# CHARLESTOWN ELEMENTARY SCHOOL ASSESSMENT HIGHLIGHTS

## **SITE**

- ADA upgrades
- Paving failure
- Drainage to correct ponding water
- Repair concrete curbing and sidewalks
- Fall protection replacement

## **ELECTRICAL AND LIGHTING**

- Upgrade lighting interior & exterior to LED.
- Upgrade switchboard to include main switch.
- Upgrade generator to accommodate expansion.

## **BUILDING**

- ADA upgrades (minor)
- Window and door replacement
- Masonry repointing
- Masonry joint sealants to be replaced
- Interior finishes-some misc. replacement
- Security vestibule provided

## **HVAC**

- All HVAC equipment installed in 2003 building renovation.
- Add chilled water piping to provide simultaneous heating and cooling.
- Replace all unit ventilators with 4-pipe vertical units.
- Replace all condensing units in near future.



# CHARLESTOWN ELEMENTARY SCHOOL ASSESSMENT HIGHLIGHTS

## **PLUMBING & FIRE PROTECTION**

- Repair/upgrade plumbing drainage systems
- Maintain existing sprinkler system

## **SAFETY & SECURITY**

- Upgrade fire alarm in classrooms to speaker/strobe devices.

## **TECHNOLOGY**

- Replace PA/clock system.
- Update telephone system.
- Provide additional data racks for future expansion.



# CHARLESTOWN ELEMENTARY SCHOOL ASSESSMENT HIGHLIGHTS

## CHARLESTOWN ELEMENTARY SCHOOL

Construction Cost \$ 7,991,880

Soft Costs @ 30% \$ 2,397,564

TOTAL BASELINE PROJECT COSTS \$ 10,389,444



# CONCEPTUAL RENOVATION COST

BUILDING	Est. Const. Costs	Soft Costs (@ 30%)	TOTAL COSTS
Charlestown Elementary School	\$ 7,991,880	\$ 2,397,564	\$ 10,389,444
General Wayne Elementary School	\$ 10,816,953	\$ 3,245,086	\$ 14,062,039
KD Markley Elementary School	\$ 13,040,257	\$ 3,912,077	\$ 16,952,334
Sugartown Elementary School	\$ 8,062,220	\$ 2,418,666	\$ 10,480,886
GVSD Middle School	\$ 11,147,592	\$ 3,344,278	\$ 14,491,870
GVSD High School	\$ 13,216,242	\$ 3,964,873	\$ 17,181,115
GVSD District Administration	\$ 4,408,279	\$ 1,322,484	\$ 5,730,763
GVSD Maintenance Building	\$ 819,612	\$ 245,884	\$ 1,065,496
GVSD Bus Garage	\$ 1,898,239	\$ 569,472	\$ 2,467,711
GVSD Athletic Stadium	\$ 3,377,213	\$ 1,013,164	\$ 4,390,377
<b>SUB-TOTAL</b>	<b>\$ 74,778,487</b>	<b>\$ 22,433,548</b>	<b>\$ 97,212,035</b>



## FACTORS INFLUENCING FUTURE ENROLLMENTS

- ❑ Primary factors that influence calculations
  - ✓ Full-day Kindergarten
  - ✓ Survival rate of students from year to year
  - ✓ Impact of new residential development
  - ✓ Inter-district transfers
  
- ❑ Other factors that can influence
  - ✓ Private / charter school enrollment



# MODERATE 5-YEAR PROJECTION: USED FOR PLANNING

Grade	2019	2020	2021	2022	2023	2024
K	308	319	349	369	382	386
1	317	329	339	365	383	395
2	355	342	356	360	384	399
3	321	376	361	371	373	395
4	351	340	395	375	385	384
5	368	376	365	418	395	401
6	359	390	397	382	437	412
7	381	376	408	411	396	449
8	332	387	382	411	414	399
9	336	343	398	385	415	417
10	365	346	353	402	390	421
11	340	366	348	350	397	392
12	296	340	366	347	349	398
Subtotals:	4429	4630	4817	4946	5100	5248
Pct Chg:	3.5%	4.5%	4.0%	2.7%	3.1%	2.9%
SDC:	0	0	0	0	0	0
Totals:	4429	4630	4817	4946	5100	5248

# CAPACITY ANALYSIS PROCESS

- Capacity based on GVSD School Board Policy #126-AG room size guidelines as follows:

ES: Kindergarten – Grade 1	18- <b>22</b> students / classroom
Grades 2-3	20- <b>24</b> students / classroom
Grades 4-5	22- <b>26</b> students / classroom
MS: Grades 6-8	24- <b>28</b> students / classroom
HS: Grades 9-12	26- <b>30</b> students / classroom
- For the purposes of this study the **higher range number** has been used for planning.



## BUILDING CAPACITY / UTILIZATION FACTOR

- To allow for the ability for the schools to accommodate projected enrollments, special education requirements and support spaces, for planning we recommend the following:
  - 90% utilization for elementary schools
  - 85% utilization for middle schools
  - 80% utilization for high schools



# GENERAL WAYNE ELEMENTARY SCHOOL CAPACITY ANALYSIS



GREAT VALLEY SCHOOL DISTRICT

# GENERAL WAYNE ELEMENTARY SCHOOL CURRENT USE DIAGRAM 2019-20 SCHOOL YEAR (SY)

A

- CORE CLASSROOMS
- SPECIAL SERVICES
- SPECIAL MEDIA CENTER
- ADMIN/STAFF WORK
- PERFORMANCE
- PERFORMANCE USE/STORAGE
- PERFORMANCE ARTS
- PERFORMANCE SPACES
- FACILITY SUPPORT SPACES
- MEDIA CENTER

GRADES 4-5  
LEARNING  
SUPPORT

IU CLASSROOM  
(3-4 YEARS OLD)

SOCIAL SKILLS/  
OTHER SUPPORT

GRADES K-1  
LEARNING  
SUPPORT

READING

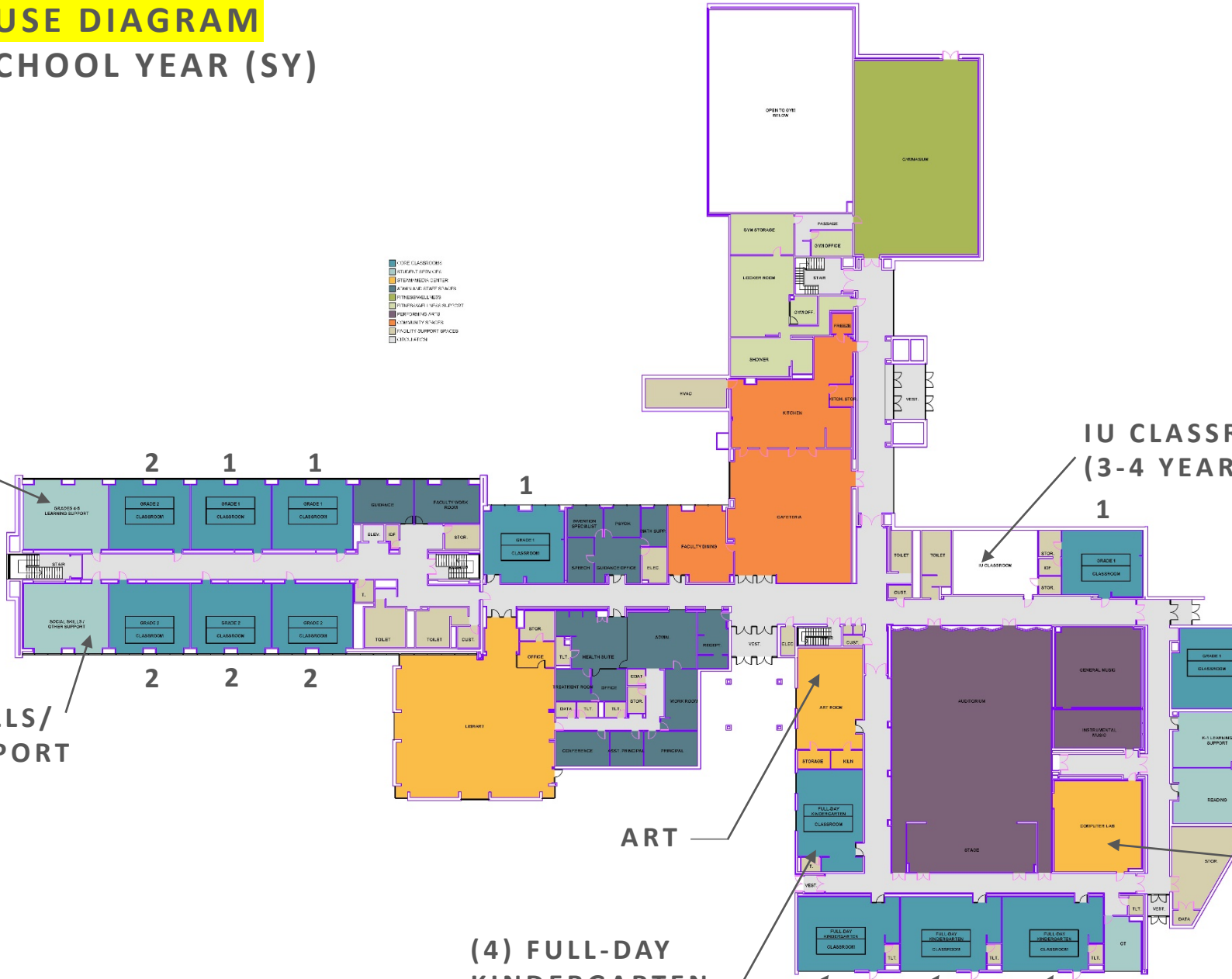
SCIENCE/  
COMPUTER LAB

ART

(4) FULL-DAY  
KINDERGARTEN  
CLASSROOMS

GREAT VALLEY SCHOOL DISTRICT

FIRST FLOOR PLAN 15

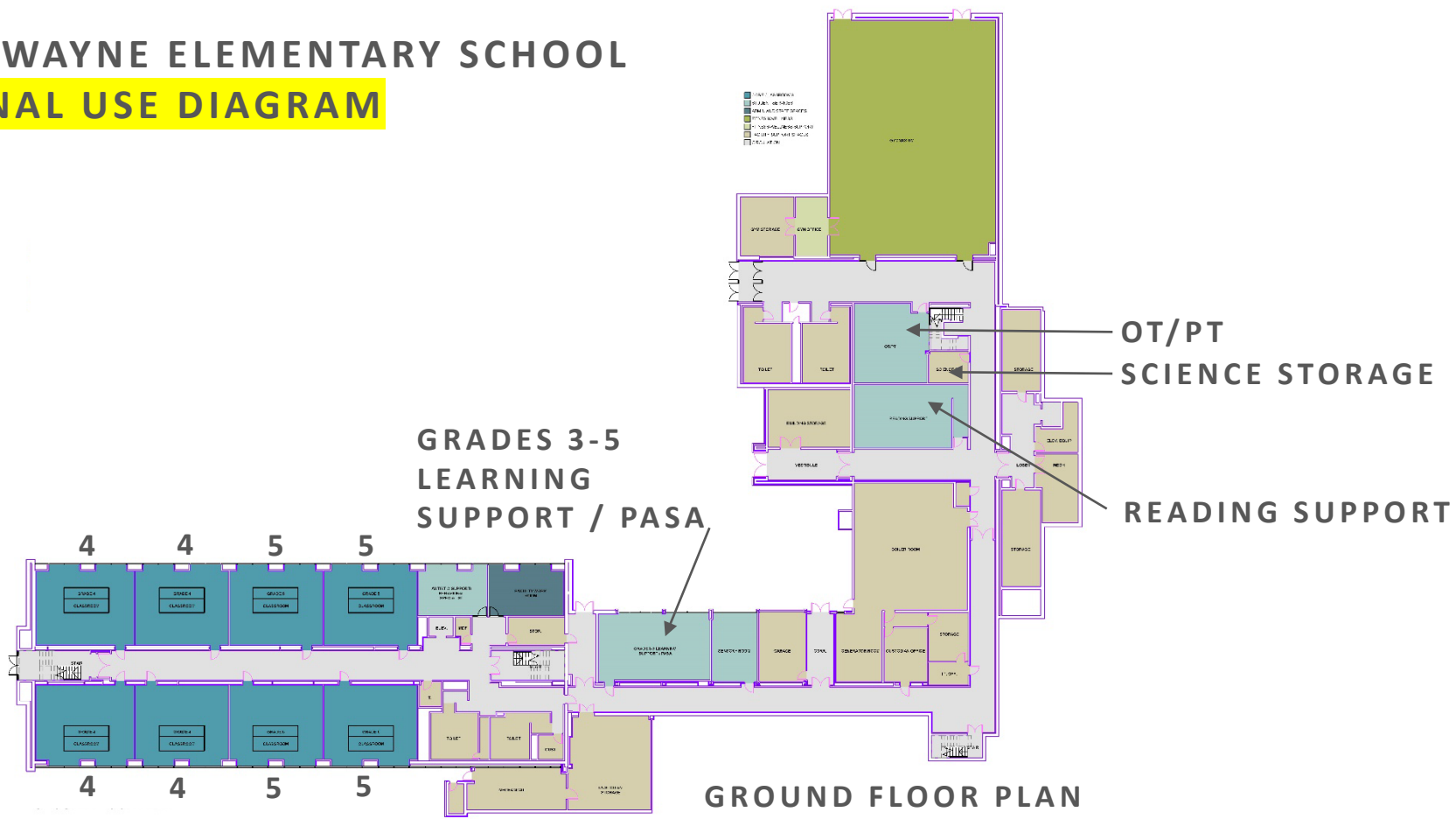




# GENERAL WAYNE ELEMENTARY SCHOOL FUNCTIONAL USE DIAGRAM

B

- CLASS ROOMS
- OFFICE
- STORAGE
- LABORATORY
- ART ROOM
- MUSIC ROOM
- CAFETERIA
- GYMNASIUM
- RECREATION



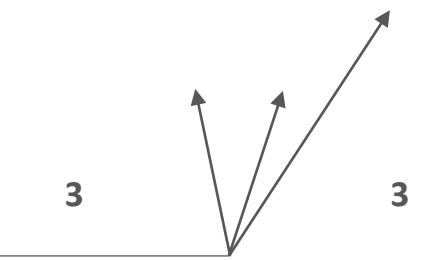
GRADES 3  
LEARNING  
SUPPORT

GRADES 3-5  
LEARNING  
SUPPORT / PASA

OT/PT  
SCIENCE STORAGE  
READING SUPPORT

GROUND FLOOR PLAN

GRADE 3  
ADDITIONAL  
FULL-SIZED  
CLASSROOMS



GREAT VALLEY SCHOOL DISTRICT

SECOND FLOOR PLAN



# BUILDING CAPACITY / UTILIZATION SUMMARY BASED ON PROJECTED ENROLLMENTS

## ➤ GREAT VALLEY ELEMENTARY SCHOOLS

- ❑ General Wayne is projected to operate at **108%** capacity with no capacity changes and at 86% with renovations to the gym, locker rms & other spaces
- ❑ K.D. Markley is projected to operate at **94%** and Sugartown ESs at **103%** which exceed the targeted 90% capacity
- ❑ The average K-5 util. with no capacity changes at General Wayne = **94%**;  
The average K-5 util. with capacity changes at General Wayne = **89%**

## ➤ GREAT VALLEY MIDDLE SCHOOL

- ❑ **Currently operating at 122% capacity (projected to be operate at 144% capacity) which exceeds the targeted 85% capacity**

## ➤ GREAT VALLEY HIGH SCHOOL

- ❑ Functioning at 60% capacity and projected to operate at 73% capacity which is below the targeted 80% capacity



## DISTRICT-WIDE MASTER PLAN – WORKSHOP #2

6:30 - 6:35pm

Welcome and Introductions

6:35 – 6:45pm

Recap of Information Session #1

**6:45 - 6:55pm**

**Brainstorming Session - List of Priorities**

6:55 – 7:15pm

Review of Preliminary Options

7:15 – 7:45pm

Small Group Break-out Session

7:45 - 8:15pm

Report Back to Large Group

8:15 – 8:25pm

Option Exercise

8:25 – 8:30pm

Next Steps



# LIST OF PRIORITIES

- **Best Practices for 21<sup>st</sup> Century Learning Environments**
  - Collaborative spaces, teaming areas, and project spaces throughout the District
  - Flexible spaces at the Middle School
  - STEAM creation spaces at the High School
- **Performing Arts Facilities at the Secondary Campus**
- **Athletic Facilities at the High School**
  - Gymnasium, locker rooms, fitness room
- **Neighborhood Schools**
- **Transportation / travel time**



# LIST OF PRIORITIES

- Learning Support / support programs
- Building cultures
- Combination of age groups / grade structures
- Program offerings
- Size of buildings / size of elementary schools
- Program equity between elementary schools
- Indoor recreational group spaces
- Light and air quality
- Support services
- Playground upkeep
- Technology/STEAM at elementary school level



# LIST OF PRIORITIES

- Club space
- Arts across the District
- Logistic of movement
- Interior circulation
- Dedicated support rooms
- Parking
- Dedicated space for World Language program
- Sustainability/Flexible Spaces
- Collaboration Spaces
- Outdoor play spaces K-12
- Energy efficient



## DISTRICT-WIDE MASTER PLAN – WORKSHOP #2

6:30 - 6:35pm

Welcome and Introductions

6:35 – 6:45pm

Recap of Information Session #1

6:45 - 6:55pm

Brainstorming Session - List of Priorities

**6:55 – 7:15pm**

**Review of Preliminary Options**

7:15 – 7:45pm

Small Group Break-out Session

7:45 - 8:15pm

Report Back to Large Group

8:15 – 8:25pm

Option Exercise

8:25 – 8:30pm

Next Steps



# OPTION CONSIDERATIONS

- Historically Great Valley has operated under the current grade structure: K-5 Elementary Schools and a 6-8 Middle School
  - The Department of Education considers grades K-6 as elementary grade levels and 7-12 as secondary grade levels.
  - Based on the age development of 6<sup>th</sup> graders, there is research that supports both the K-6 and the 6-8 grade structure models
- Consider grade realignment to address capacity needs
  - Modified grade structures may (probably will) result in modified attendance zones and/or transportation



# WORKSHOP BREAK-OUT SESSION

## PRELIMINARY OPTIONS FOR DISCUSSION:

- Maintain current K-5 elementary school grade structure
- Modified elementary grade structure
  - K-4 or K-6 elementary schools
  - New grade level 'Centers' serving the entire school district
- Combined Middle School/High School campus: 6-12 and 7-12



# CURRENT GRADE STRUCTURE



## K-5 Elementary Schools

- Charlestown ES
- General Wayne ES
- K.D. Markley ES
- Sugartown ES



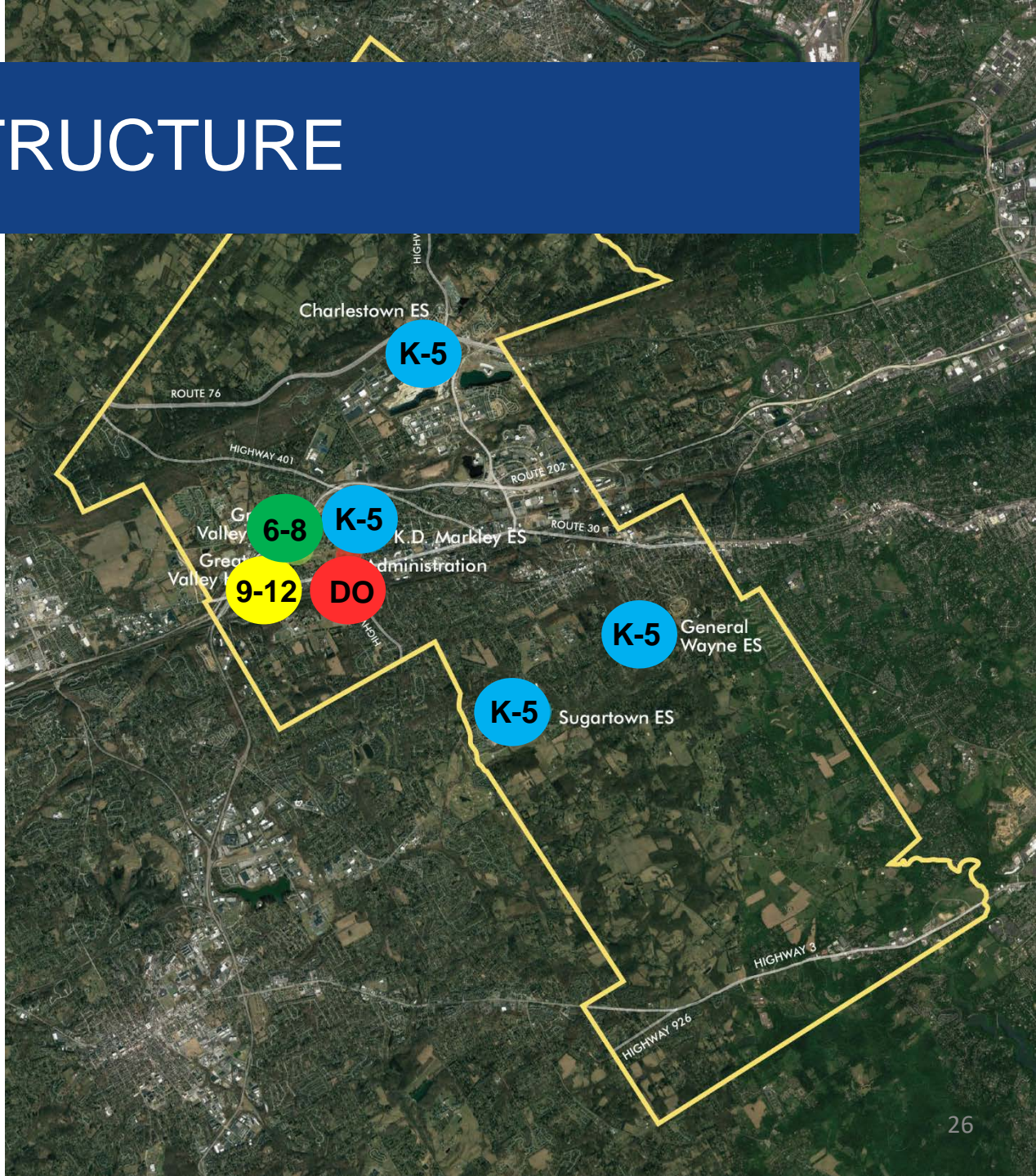
## 6-8 Middle School



## 9-12 High School



## District Offices (DO)



## CURRENT K-5 GRADE STRUCTURE - 'A' OPTIONS

### A: MAINTAIN TWO GYMS, LOCKER ROOMS & SUPPORT SPACES AT GENERAL WAYNE ELEMENTARY SCHOOL

CURRENT SUMMARY	BUILDING	GRADE STRUCTURE	DISPOSITION	2019-20 BUILDING CAPACITY	ENROLLMENT PROJECTION (DI 2024-25 SY)	OPERATING %	
						BY SCHOOL	AVERAGE BY GRADE
	Charlestown ES	K-5	functional capacity	502	366	73%	94%
	General Wayne ES	K-5	current capacity with no changes	654	708	108%	
	K.D. Markley ES	K-5	functional capacity	712	666	94%	
	Sugartown ES	K-5	functional capacity	600	618	103%	
	Great Valley MS	6-8	functional capacity	876	1260	144%	
	Great Valley HS	9-12	functional capacity	2228	1628	73%	same
TOTAL DISTRICT CAPACITY				5572	5246		

## CURRENT K-5 GRADE STRUCTURE - 'B' OPTIONS

### A: REPURPOSE ONE GYM, LOCKER ROOMS & SUPPORT SPACES AT GENERAL WAYNE ELEMENTARY SCHOOL

CURRENT SUMMARY	BUILDING	GRADE STRUCTURE	DISPOSITION	2019-20 BUILDING CAPACITY	ENROLLMENT PROJECTION (DI 2024-25 SY)	OPERATING %	
						BY SCHOOL	AVERAGE BY GRADE
	Charlestown ES	K-5	functional capacity	502	366	73%	89%
	General Wayne ES	K-5	func'l cap (renov to capture 7 clrms)	822	708	86%	
	K.D. Markley ES	K-5	functional capacity	712	666	94%	
	Sugartown ES	K-5	functional capacity	600	618	103%	
	Great Valley MS	6-8	functional capacity	876	1260	144%	
	Great Valley HS	9-12	functional capacity	2228	1628	73%	same
TOTAL DISTRICT CAPACITY				5740	5246		

K-5 OPTIONS

MAINTAIN CURRENT K-5 GRADE STRUCTURE					
'A' OPTIONS			'B' OPTIONS		
MAINTAIN TWO GYMS, LOCKER ROOMS & SUPPORT SPACES AS IS AT GENERAL WAYNE ES - NO CAPACITY INCREASE			REPURPOSE ONE GYM, LOCKER ROOMS & SUPPORT SPACES TO ADD CAPACITY INTERNALLY AT GENERAL WAYNE ES		
<b>OPTION 1A: ADDITIONS</b>			<b>OPTION 1B: ADDITIONS / GWES RENOVATIONS</b>		
Charlestown ES	K-5		Charlestown ES	K-5	
General Wayne ES	K-5	(add'n)	General Wayne ES	K-5	(renov)
K.D. Markley ES	K-5	(add'n)	K.D. Markley ES	K-5	(add'n)
Sugartown ES	K-5	(add'n)	Sugartown ES	K-5	(add'n)
Great Valley MS	6-8	(add'n)	Great Valley MS	6-8	(add'n)
Great Valley HS	9-12		Great Valley HS		9-12
<b>OPTION 2A: ADDITIONS; 6-12 MS/HS CAMPUS</b>			<b>OPTION 2B: ADDITIONS / GWES RENOV; 6-12 MS/HS</b>		
Charlestown ES	K-5		Charlestown ES	K-5	
General Wayne ES	K-5	(add'n)	General Wayne ES	K-5	(renov)
K.D. Markley ES	K-5	(add'n)	K.D. Markley ES	K-5	(add'n)
Sugartown ES	K-5	(add'n)	Sugartown ES	K-5	(add'n)
Great Valley MS/HS	6-12	(add'n)	Great Valley MS/HS	6-12	(add'n)
<b>OPTION 3A: ADDITIONS; NEW 6th GRADE CENTER; 7-8 MS</b>			<b>OPTION 3B: ADDITIONS; NEW 6th GRADE CENTER; 7-8 MS</b>		
Charlestown ES	K-5		Charlestown ES	K-5	
General Wayne ES	K-5	(add'n)	General Wayne ES	K-5	(renov)
K.D. Markley ES	K-5	(add'n)	K.D. Markley ES	K-5	(add'n)
Sugartown ES	K-5	(add'n)	Sugartown ES	K-5	(add'n)
6th Grade Center	6	(new)	6th Grade Center	6	(new)
Great Valley MS	7-8	(add'n)	Great Valley MS	7-8	(add'n)
Great Valley HS	9-12		Great Valley HS	9-12	

MODIFIED GRADE STRUCTURES					
'A' OPTIONS			'B' OPTIONS		
<b>MAINTAIN TWO GYMS, LOCKER ROOMS &amp; SUPPORT SPACES AS IS AT GENERAL WAYNE ES - NO CAPACITY INCREASE</b>			<b>REPURPOSE ONE GYM, LOCKER ROOMS &amp; SUPPORT SPACES TO ADD CAPACITY INTERNALLY AT GENERAL WAYNE ES</b>		
<b>OPTION 4A: K-6 GRADE STRUCTURE; ADDITIONS</b>			<b>OPTION 4B: K-6 GRADE STRUCTURE; ADDITIONS</b>		
Charlestown ES	K-6	(add'n)	Charlestown ES	K-6	(add'n)
General Wayne ES	K-6	(add'n)	General Wayne ES	K-6	(R+A)
K.D. Markley ES	K-6	(add'n)	K.D. Markley ES	K-6	(add'n)
Sugartown ES	K-6	(add'n)	Sugartown ES	K-6	(add'n)
Great Valley MS	7-8	(add'n)	Great Valley MS	7-8	(add'n)
Great Valley HS	9-12		Great Valley HS	9-12	
<b>OPTION 5A: NEW K-6 ES; 7-8 MS ADDITION</b>			<b>OPTION 5B: RENOV AT GWES; NEW K-6 ES; 7-8 MS ADDITION</b>		
Charlestown ES	K-6		Charlestown ES	K-6	
General Wayne ES	K-6		General Wayne ES	K-5	(renov)
K.D. Markley ES	K-6		K.D. Markley ES	K-6	
Sugartown ES	K-6		Sugartown ES	K-6	
Elementary School	K-6	(new)	Elementary School	K-6	(new)
Great Valley MS	7-8	(add'n)	Great Valley MS	7-8	(add'n)
Great Valley HS	9-12		Great Valley HS	9-12	
<b>OPTION 6A: NEW 5-6 ELEM. CENTER; 7-12 MS/HS</b>			<b>OPTION 6A: NEW 5-6 ELEM. CENTER; 7-12 MS/HS</b>		
Charlestown ES	K-4		Charlestown ES	K-4	
General Wayne ES	K-4		General Wayne ES	K-4: renov. not req. for capacity	
K.D. Markley ES	K-4		K.D. Markley ES	K-4	
Sugartown ES	K-4		Sugartown ES	K-4	
Elementary School Center	5-6	(new)	Elementary School Center	5-6	(new)
Great Valley MS/HS	7-12 campus		Great Valley MS/HS	7-12 campus	

K-6 OPTIONS

K-4 OPTION



# MAINTAIN CURRENT K-5 GRADE STRUCTURE ADDITIONS

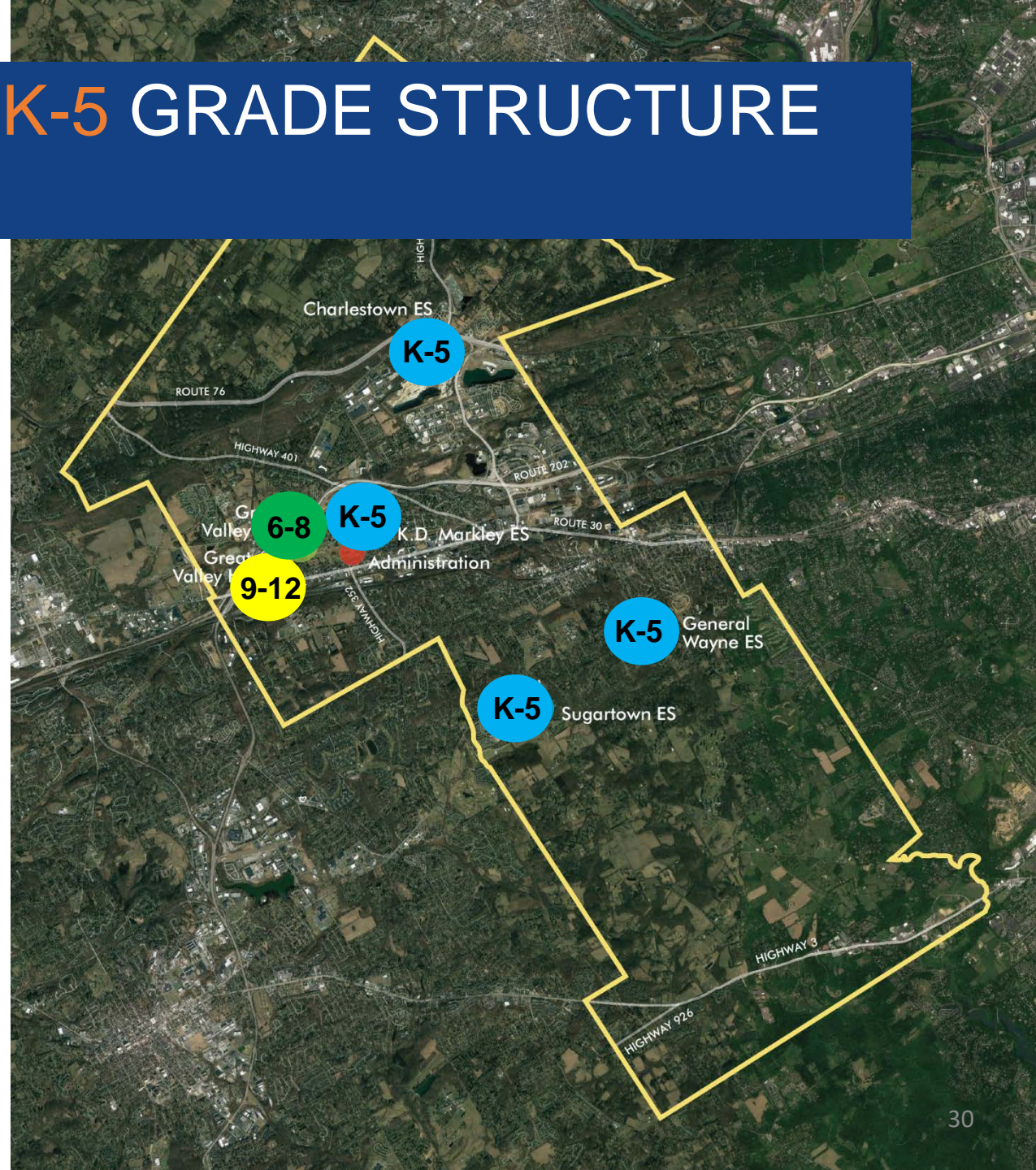
## OPTION 1:

### (4) K-5 Elementary Schools

- Charlestown ES
- **General Wayne ES:**
  - Option 1A - addition
  - Option 1B - renovations
- K.D. Markley ES - addition
- Sugartown ES - addition

### 6-8 Middle School - addition

### 9-12 High School



option 1

## OPTION 1A: MAINTAIN K-5 GRADE STRUCTURE - ADDITIONS

### A: MAINTAIN PROGRAMS AT GENERAL WAYNE ELEMENTARY SCHOOL; ADDITIONS AT FOUR (4) SCHOOLS

BUILDING ADDITIONS	BUILDING	GRADE STRUCTURE	DISPOSITION	2019-20 BUILDING CAPACITY	ENROLLMENT PROJECTION (DI 2024-25 SY)	OPERATING %	
						BY SCHOOL	AVERAGE BY GRADE
	Charlestown ES	K-5	maintain	502	366	73%	85%
	General Wayne ES	K-5	6 clrm add'n	798	708	89%	
	K.D. Markley ES	K-5	2 clrm add'n	760	666	88%	
	Sugartown ES	K-5	4 clrm add'n	696	618	89%	
	Great Valley MS	6-8	23 clrm add'n+support	1520	1260	83%	same
	Great Valley HS	9-12	maintain	2228	1628	73%	same
TOTAL DISTRICT CAPACITY				6504	5246		

## OPTION 1B: MAINTAIN K-5 GRADE STRUCTURE - RENOV/ADDITIONS

### B: REPURPOSE SPACES AT GENERAL WAYNE ELEMENTARY SCHOOL; ADDITIONS AT THREE (3) SCHOOLS

BUILDING RENOV./ ADDITIONS	BUILDING	GRADE STRUCTURE	DISPOSITION	2019-20 BUILDING CAPACITY	ENROLLMENT PROJECTION (DI 2024-25 SY)	OPERATING %	
						BY SCHOOL	AVERAGE BY GRADE
	Charlestown ES	K-5	maintain	502	366	73%	84%
	General Wayne ES	K-5	no add'ns; renov. to capture 7 gen. clrms.	822	708	86%	
	K.D. Markley ES	K-5	2 clrm add'n	760	666	88%	
	Sugartown ES	K-5	4 clrm add'n	696	618	89%	
	Great Valley MS	6-8	23 clrm add'n+support	1520	1260	83%	same
	Great Valley HS	9-12	maintain	2228	1628	73%	same
TOTAL DISTRICT CAPACITY				6528	5246		



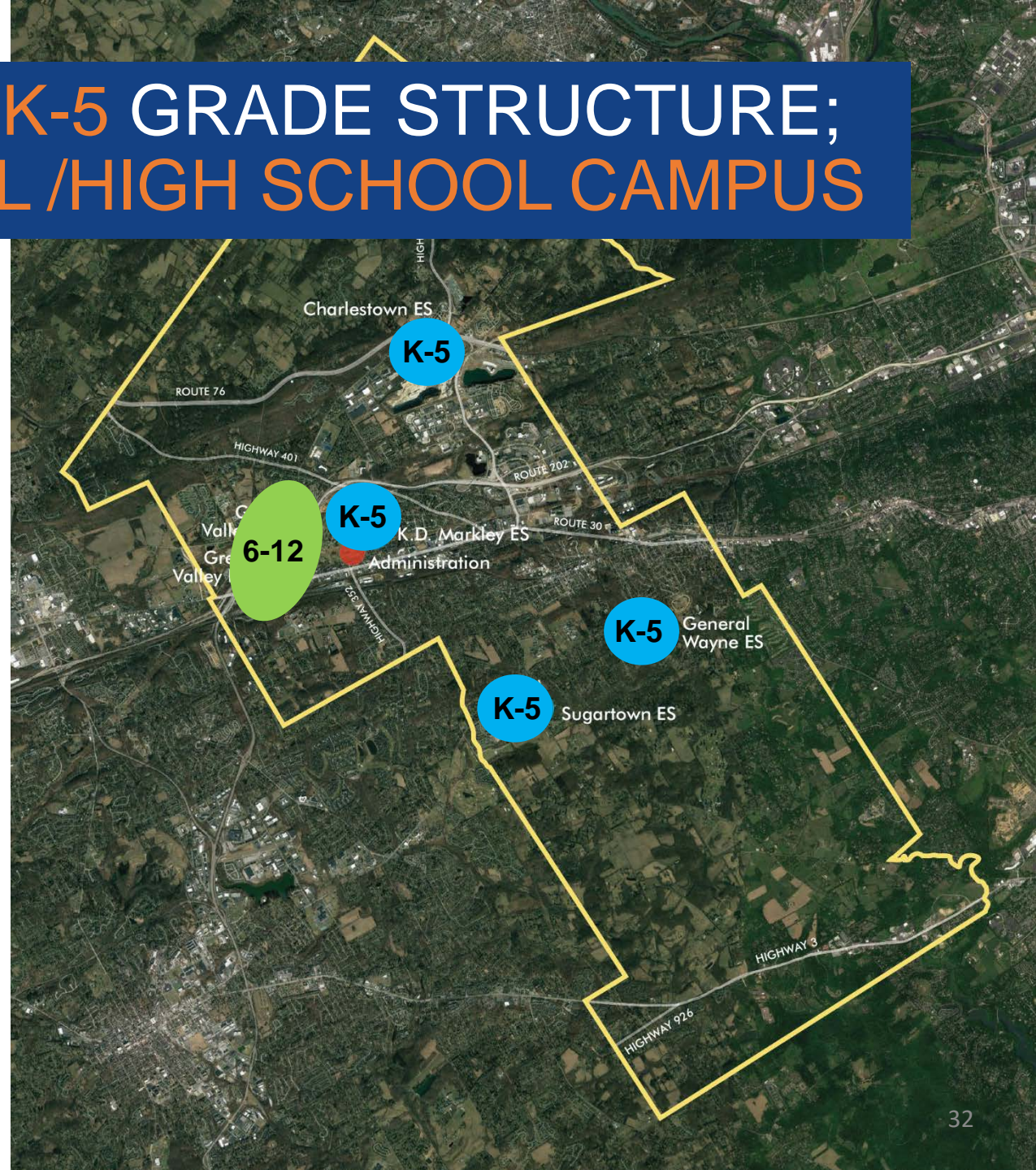
# MAINTAIN CURRENT **K-5** GRADE STRUCTURE; **6-12 MIDDLE SCHOOL /HIGH SCHOOL CAMPUS**

## OPTION 2:

### (4) K-5 Elementary Schools

- Charlestown ES
- **General Wayne ES:**
  - Option 1A - addition
  - Option 1B - renovations
- K.D. Markley ES - addition
- Sugartown ES - addition

**6-12 Middle School / High School Campus - add'n**



option 2

## OPTION 2A: MAINTAIN **K-5** GRADE STRUCTURE; **6-12** CAMPUS

### A: MAINTAIN PROGRAMS AT GENERAL WAYNE ES; ADD'NS AT FOUR (4) SCHOOLS; 6-12 MS/HS CAMPUS

K-5; 6-12 MS/HS CAMPUS	BUILDING	GRADE STRUCTURE	DISPOSITION	2019-20 BUILDING CAPACITY	ENROLLMENT PROJECTION (DI 2024-25 SY)	OPERATING %	
						BY SCHOOL	AVERAGE BY GRADE
	Charlestown ES	K-5	maintain	502	366	73%	85%
	General Wayne ES	K-5	6 clrm add'n	798	708	89%	
	K.D. Markley ES	K-5	2 clrm add'n	760	666	88%	
	Sugartown ES	K-5	4 clrm add'n	696	618	89%	
	Great Valley MS/HS	6-12 campus	14 clrm add'n+program upgrades	3496	2888	83%	same
<b>TOTAL DISTRICT CAPACITY</b>				<b>6252</b>	<b>5246</b>		

## OPTION 2B: MAINTAIN **K-5** GRADE STRUCTURE; **6-12** CAMPUS

### B: REPURPOSE SPACES AT GENERAL WAYNE ES; ADD'NS AT THREE (3) SCHOOLS; 6-12 MS/HS CAMPUS

K-5; 6-12 MS/HS CAMPUS	BUILDING	GRADE STRUCTURE	DISPOSITION	2019-20 BUILDING CAPACITY	ENROLLMENT PROJECTION (DI 2024-25 SY)	OPERATING %	
						BY SCHOOL	AVERAGE BY GRADE
	Charlestown ES	K-5	maintain	502	366	73%	84%
	General Wayne ES	K-5	no add'ns; renov. to capture 7 gen. clrms.	822	708	86%	
	K.D. Markley ES	K-5	2 clrm add'n	760	666	88%	
	Sugartown ES	K-5	4 clrm add'n	696	618	89%	
	Great Valley MS/HS	6-12 campus	14 clrm add'n+program upgrades	3496	2888	83%	same
<b>TOTAL DISTRICT CAPACITY</b>				<b>6276</b>	<b>5246</b>		



# MAINTAIN CURRENT K-5 GRADE STRUCTURE; ADD 6<sup>TH</sup> GRADE CENTER

## OPTION 3:

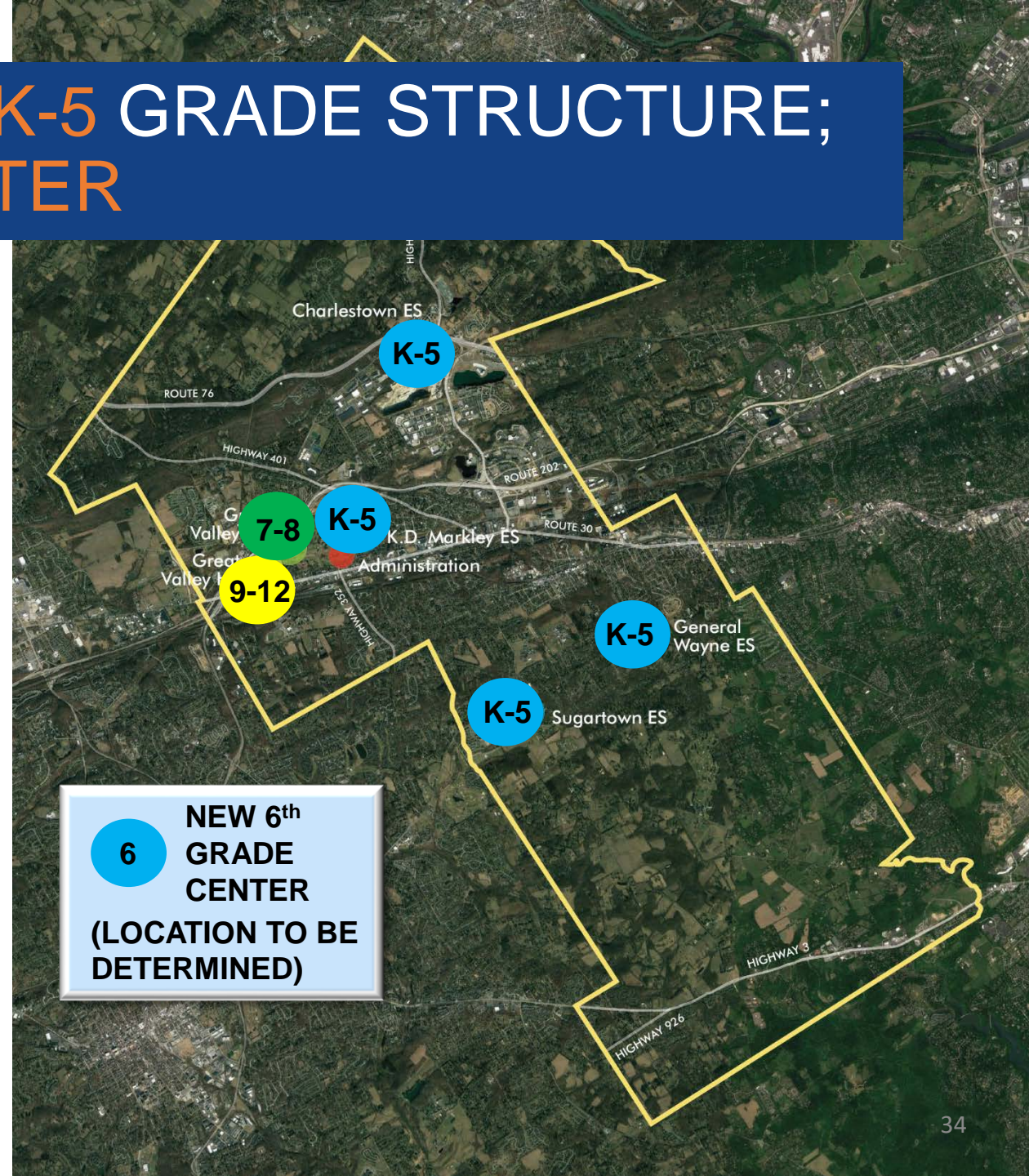
### (4) K-5 Elementary Schools

- Charlestown ES
- **General Wayne ES:**
  - Option 1A - addition
  - Option 1B - renovations
- K.D. Markley ES - addition
- Sugartown ES - addition

6<sup>th</sup> Grade Center - new

7-8 Middle School - addition

9-12 High School



## OPTION 3A: MAINTAIN **K-5** GRADE STRUCTURE + **6th** GRADE CENTER

**A: MAINTAIN PROGRAMS AT GENERAL WAYNE ES; ADDN'S AT FOUR (4) SCHOOLS; ADD NEW 6th GRADE CENTER**

6th GRADE CENTER; 7-8 MIDDLE SCHOOL	BUILDING	GRADE STRUCTURE	DISPOSITION	2019-20 BUILDING CAPACITY	ENROLLMENT PROJECTION (DI 2024-25 SY)	OPERATING %	
						BY SCHOOL	AVERAGE BY GRADE
	Charlestown ES	K-5	maintain	502	366	73%	85%
	General Wayne ES	K-5	6 clrm add'n	798	708	89%	
	K.D. Markley ES	K-5	2 clrm add'n	760	666	88%	
	Sugartown ES	K-5	4 clrm add'n	696	618	89%	
	6th Grade Center	6	new construction: 17 clrms+support	476	412	87%	same
	Great Valley MS	7-8	4 clrm add'n+support	988	848	86%	same
	Great Valley HS	9-12	maintain	2228	1628	73%	same
<b>TOTAL DISTRICT CAPACITY</b>				<b>6448</b>	<b>5246</b>		

## OPTION 3B: MAINTAIN **K-5** GRADE STRUCTURE + **6th** GRADE CENTER

**B: REPURPOSE SPACES AT GENERAL WAYNE ES; ADD'NS AT (3) SCHOOLS; ADD NEW 6th GRADE CENTER**

6th GRADE CENTER; 7-8 MIDDLE SCHOOL	BUILDING	GRADE STRUCTURE	DISPOSITION	2019-20 BUILDING CAPACITY	ENROLLMENT PROJECTION (DI 2024-25 SY)	OPERATING %	
						BY SCHOOL	AVERAGE BY GRADE
	Charlestown ES	K-5	maintain	502	366	73%	84%
	General Wayne ES	K-5	no add'ns; renov. to capture 7 gen. clrms.	822	708	86%	
	K.D. Markley ES	K-5	2 clrm add'n	760	666	88%	
	Sugartown ES	K-5	4 clrm add'n	696	618	89%	
	6th Grade Center	6	new construction: 17 clrms+support	476	412	87%	same
	Great Valley MS	7-8	4 clrm add'n+support	988	848	86%	same
	Great Valley HS	9-12	maintain	2228	1628	73%	same
<b>TOTAL DISTRICT CAPACITY</b>				<b>6472</b>	<b>5246</b>		



# MODIFIED K-6 GRADE STRUCTURE ADDITIONS AND RENOV+ADD'N AT GWES

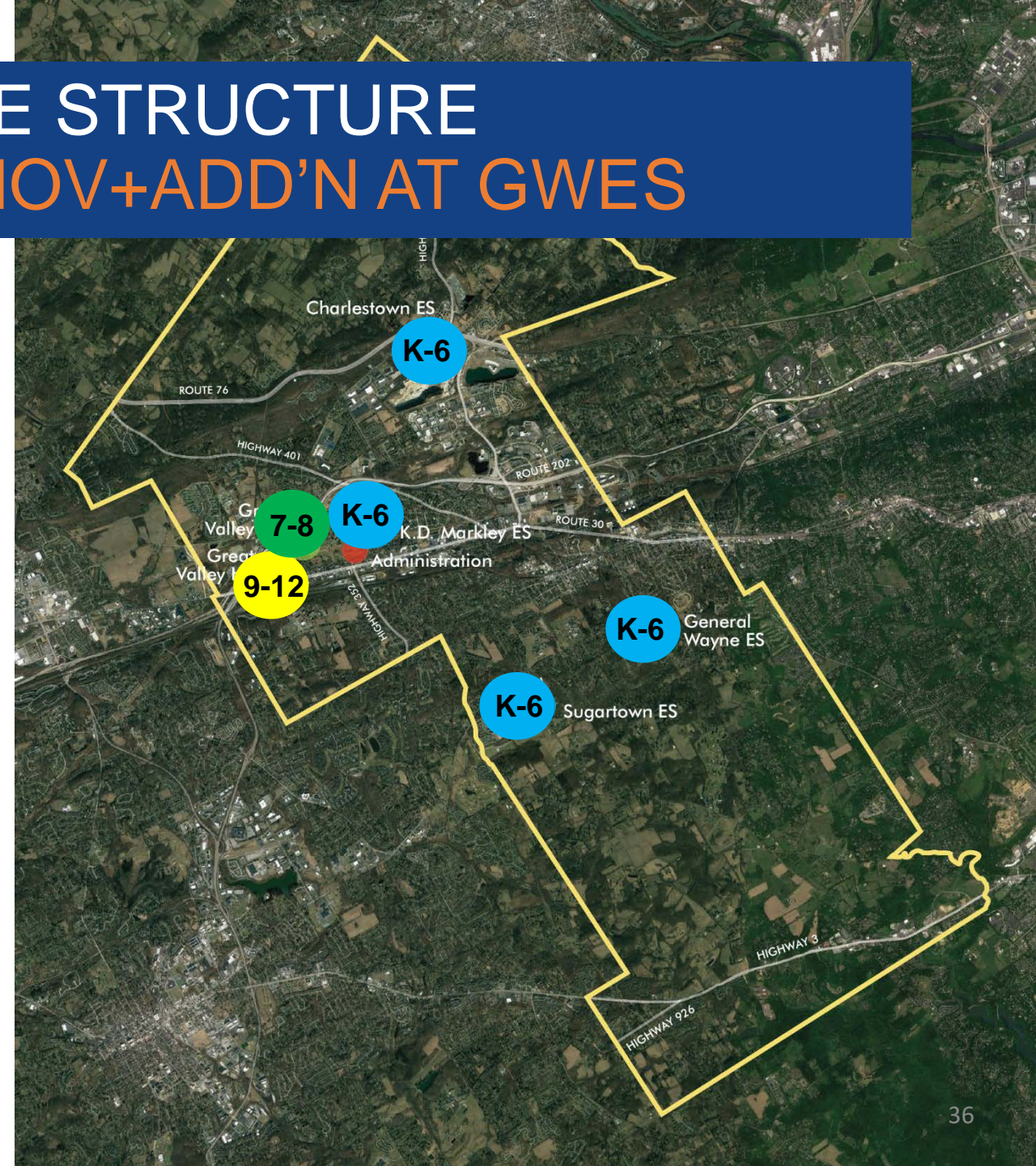
## OPTION 4:

### (4) K-6 Elementary Schools

- **Charlestown ES - addition**
- **General Wayne ES:**
  - Option 1A - addition
  - Option 1B – renov & add'n
- **K.D. Markley ES - addition**
- **Sugartown ES - addition**

### 7-8 Middle School - addition

### 9-12 High School



## OPTION 4A: MODIFIED K-6 GRADE STRUCTURE - ADDITIONS

### A: MAINTAIN PROGRAMS AT GENERAL WAYNE ELEMENTARY SCHOOL; ADDITIONS AT FOUR (4) SCHOOLS

BUILDING ADDITIONS	BUILDING	GRADE STRUCTURE	DISPOSITION	2019-20 BUILDING CAPACITY	ENROLLMENT PROJECTION (DI 2024-25 SY)	OPERATING %	
						BY SCHOOL	AVERAGE BY GRADE
	Charlestown ES	K-6	1 clrm add'n	526	460	87%	87%
	General Wayne ES	K-6	13 clrm add'n+support	994	870	88%	
	K.D. Markley ES	K-6	4 clrm add'n+support	816	706	87%	
	Sugartown ES	K-6	9 clrm add'n+support	836	734	88%	
	Great Valley MS	7-8	4 clrm add'n+support	988	848	86%	same
	Great Valley HS	9-12	maintain	2228	1628	73%	same
<b>TOTAL DISTRICT CAPACITY</b>				<b>6388</b>	<b>5246</b>		

## OPTION 4B: MODIFIED K-6 GRADE STRUCTURE - RENOV/ADDITIONS

### B: REPURPOSE SPACES AT GENERAL WAYNE ELEMENTARY SCHOOL; ADDITIONS AT THREE (3) SCHOOLS

BUILDING RENOV./ ADDITIONS	BUILDING	GRADE STRUCTURE	DISPOSITION	2019-20 BUILDING CAPACITY	ENROLLMENT PROJECTION (DI 2024-25 SY)	OPERATING %	
						BY SCHOOL	AVERAGE BY GRADE
	Charlestown ES	K-6	1 clrm add'n	526	460	87%	87%
	General Wayne ES	K-6	renov. (+7) & 6 clrm add'n+support	990	870	88%	
	K.D. Markley ES	K-6	4 clrm add'n+support	816	706	87%	
	Sugartown ES	K-6	9 clrm add'n+support	836	734	88%	
	Great Valley MS	7-8	4 clrm add'n+support	988	848	86%	same
	Great Valley HS	9-12	maintain	2228	1628	73%	same
<b>TOTAL DISTRICT CAPACITY</b>				<b>6384</b>	<b>5246</b>		



# MODIFIED K-6 GRADE STRUCTURE; ADD NEW K-6 ELEMENTARY SCHOOL

## OPTION 5:

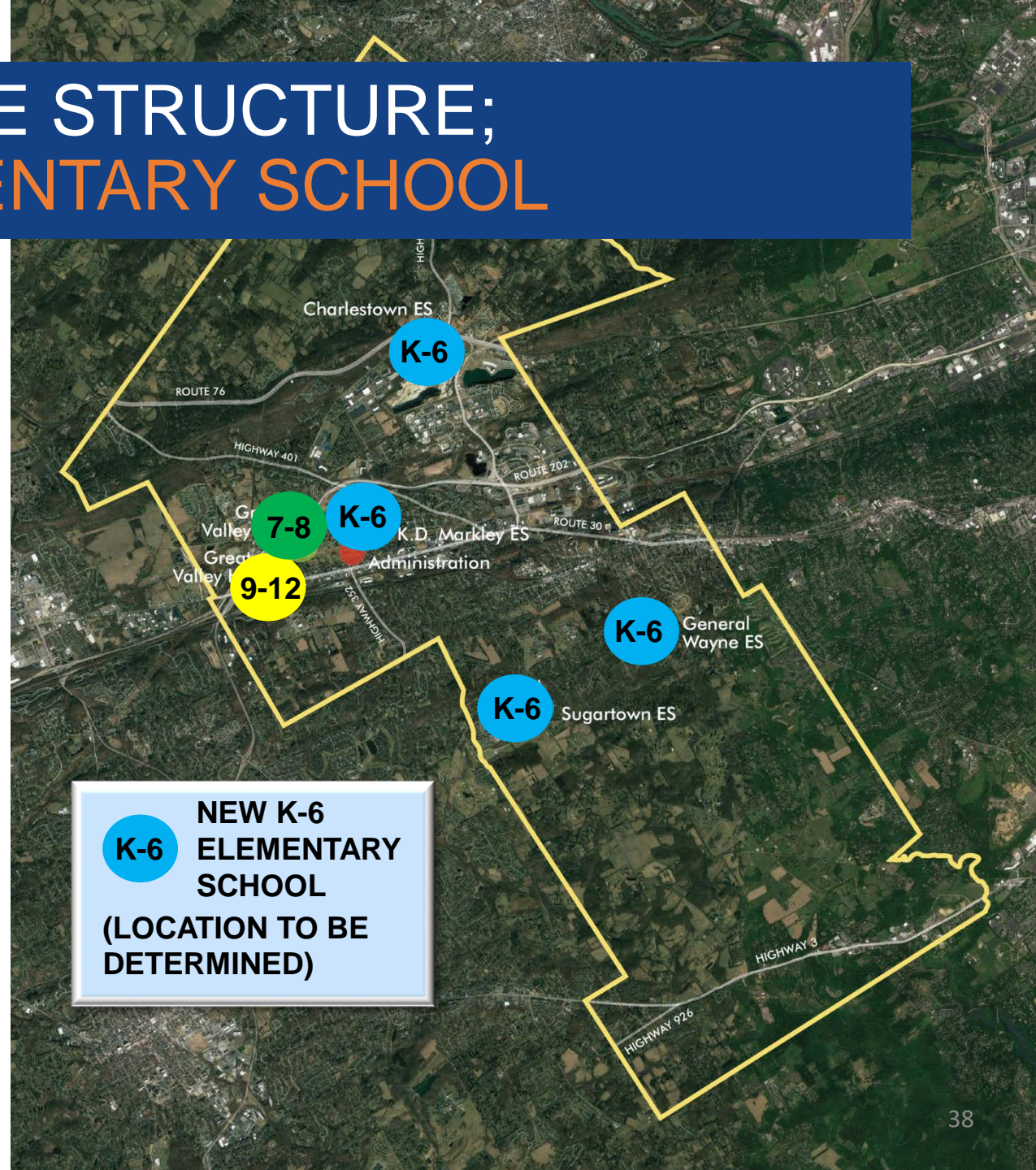
### (5) K-6 Elementary Schools

- Charlestown ES
- General Wayne ES
- K.D. Markley ES
- Sugartown ES
- **Elementary School - new**

**Option 5B - renovations**

### 7-8 Middle School - addition

### 9-12 High School



option 5

## OPTION 5A: K-6 GRADE STRUCTURE + 1 NEW ELEMENTARY SCHOOL

### A: MAINTAIN PROGRAMS AT GENERAL WAYNE ES; NEW K-6 ELEMENTARY SCHOOL; 7-8 MS; 9-12 HS

NEW K-6 ES; 7-8 MS	BUILDING	GRADE STRUCTURE	DISPOSITION	2019-20 BUILDING CAPACITY	ENROLLMENT PROJECTION (DI 2024-25 SY)	OPERATING %	
						BY SCHOOL	AVERAGE BY GRADE
	Charlestown ES	K-6	maintain	502	2770		88%
	General Wayne ES	K-6	current capacity with no changes	654			
	K.D. Markley ES	K-6	maintain	712			
	Sugartown ES	K-6	maintain	600			
	New Elem. School	K-6	new construction: 28 clrms+support	688			
	Great Valley MS	7-8	4 clrm add'n	988	848	86%	same
	Great Valley HS	9-12	maintain	2228	1628	73%	same
TOTAL DISTRICT CAPACITY				6372	5246		

## OPTION 5B: K-6 GRADE STRUCTURE + 1 NEW ELEMENTARY SCHOOL

### B: REPURPOSE SPACES AT GENERAL WAYNE ES; NEW K-6 ELEMENTARY SCHOOL; 7-8 MS; 9-12 HS

NEW K-6 ES; 7-8 MS	BUILDING	GRADE STRUCTURE	DISPOSITION	2019-20 BUILDING CAPACITY	ENROLLMENT PROJECTION (DI 2024-25 SY)	OPERATING %	
						BY SCHOOL	AVERAGE BY GRADE
	Charlestown ES	K-6	maintain	502	2770		88%
	General Wayne ES	K-6	no add'ns; renov. to capture 7 gen. clrms.	826			
	K.D. Markley ES	K-6	maintain	712			
	Sugartown ES	K-6	maintain	600			
	New Elem. School	K-6	new construction: 21 clrms+support	516			
	Great Valley MS	7-8	4 clrm add'n	988	848	86%	same
	Great Valley HS	9-12	maintain	2228	1628	73%	same
TOTAL DISTRICT CAPACITY				6372	5246		

option 5



# MODIFIED K-4 GRADE STRUCTURE; ADD NEW 5-6 GRADE ELEMENTARY CENTER; 7-12 CAMPUS

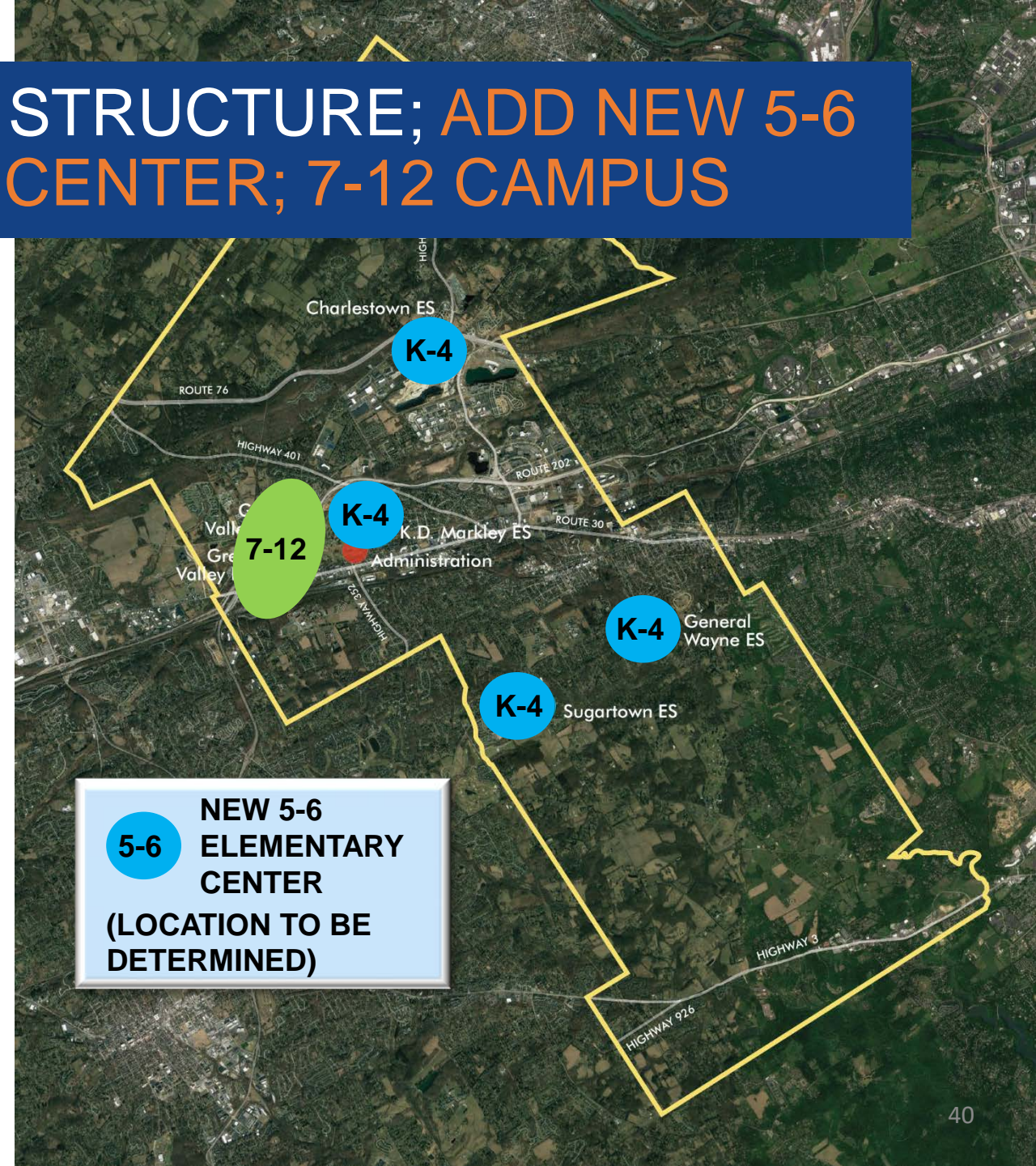
## OPTION 6:

### (4) K-4 Elementary Schools

- Charlestown ES
- General Wayne ES
- K.D. Markley ES
- Sugartown ES

### 5-6 Elementary Center - new

### 7-12 Middle School / High School Campus



## OPTION 6A: K-4 GRADE STRUCTURE; NEW 5-6 CENTER; 7-12 CAMPUS

### A: MAINTAIN PROGRAMS AT GENERAL WAYNE ES; NEW 5-6 ELEMENTARY CENTER; 7-12 MS/HS CAMPUS

K-4 ES; 5-6 CNTR; 7-12 CAMPUS	BUILDING	GRADE STRUCTURE	DISPOSITION	2019-20 BUILDING CAPACITY	ENROLLMENT PROJECTION (DI 2024-25 SY)	OPERATING %	
						BY SCHOOL	AVERAGE BY GRADE
	Charlestown ES	K-4	maintain	502	310	62%	78%
	<b>General Wayne ES</b>	<b>K-4</b>	<b>repurpose 1 general classroom</b>	<b>678</b>	<b>599</b>	<b>88%</b>	
	K.D. Markley ES	K-4	maintain	712	539	76%	
	Sugartown ES	K-4	maintain	600	510	85%	
	<b>New Elem. Center</b>	<b>5-6</b>	<b>new construction: 34 clrms+support</b>	<b>918</b>	<b>813</b>	<b>89%</b>	same
	Great Valley MS/HS	7-12 campus	maintain	3104	2476	80%	same
<b>TOTAL DISTRICT CAPACITY</b>				<b>6514</b>	<b>5247</b>		

## OPTION 6B: K-4 GRADE STRUCTURE; NEW 5-6 CENTER; 7-12 CAMPUS

### B: REPURPOSE SPACES AT GENERAL WAYNE ES; NEW 5-6 ELEMENTARY CENTER; 7-12 MS/HS CAMPUS

K-4 ES; 5-6 CNTR; 7-12 CAMPUS	BUILDING	GRADE STRUCTURE	DISPOSITION	2019-20 BUILDING CAPACITY	ENROLLMENT PROJECTION (DI 2024-25 SY)	OPERATING %	
						BY SCHOOL	AVERAGE BY GRADE
	Charlestown ES	K-4	maintain	502	310	62%	74%
	<b>General Wayne ES</b>	<b>K-4</b>	<b>no add'ns; renov. to capture 7 gen. clrms.</b>	<b>822</b>	<b>599</b>	<b>73%</b>	
	K.D. Markley ES	K-4	maintain	712	539	76%	
	Sugartown ES	K-4	maintain	600	510	85%	
	<b>New Elem. Center</b>	<b>5-6</b>	<b>new construction: 34 clrms+support</b>	<b>918</b>	<b>813</b>	<b>89%</b>	same
	Great Valley MS/HS	7-12 campus	maintain	3104	2476	80%	same
<b>TOTAL DISTRICT CAPACITY</b>				<b>6658</b>	<b>5247</b>		



## DISTRICT-WIDE MASTER PLAN – WORKSHOP #2

6:30 - 6:35pm

Welcome and Introductions

6:35 – 6:45pm

Recap of Information Session #1

6:45 - 6:55pm

Brainstorming Session - List of Priorities

6:55 – 7:15pm

Review of Preliminary Options

**7:15 – 7:45pm**

**Small Group Break-out Session**

7:45 - 8:15pm

Report Back to Large Group

8:15 – 8:25pm

Option Exercise

8:25 – 8:30pm

Next Steps



# WORKSHOP BREAK-OUT SESSION

## CONSIDERATIONS:

- General Wayne capacity: equitable to the other elementary schools or larger (822 students)
- Grade structure configuration: K-4, K-5 or K-6?
- School "Centers": earlier years (Kindergarten Center) or the later years (5-6<sup>th</sup> Grade Center or a 6<sup>th</sup> Grade Center).



## DISTRICT-WIDE MASTER PLAN – WORKSHOP #2

6:30 - 6:35pm

Welcome and Introductions

6:35 – 6:45pm

Recap of Information Session #1

6:45 - 6:55pm

Brainstorming Session - List of Priorities

6:55 – 7:15pm

Review of Preliminary Options

7:15 – 7:45pm

Small Group Break-out Session

**7:45 - 8:15pm**

**Report Back to Large Group**

8:15 – 8:25pm

Option Exercise

8:25 – 8:30pm

Next Steps



## DISTRICT-WIDE MASTER PLAN – WORKSHOP #2

6:30 - 6:35pm

Welcome and Introductions

6:35 – 6:45pm

Recap of Information Session #1

6:45 - 6:55pm

Brainstorming Session - List of Priorities

6:55 – 7:15pm

Review of Preliminary Options

7:15 – 7:45pm

Small Group Break-out Session

7:45 - 8:15pm

Report Back to Large Group

**8:15 – 8:25pm**

**Option Exercise**

8:25 – 8:30pm

Next Steps



## DISTRICT-WIDE MASTER PLAN – WORKSHOP #2

6:30 - 6:35pm

Welcome and Introductions

6:35 – 6:45pm

Recap of Information Session #1

6:45 - 6:55pm

Brainstorming Session - List of Priorities

6:55 – 7:15pm

Review of Preliminary Options

7:15 – 7:45pm

Small Group Break-out Session

7:45 - 8:15pm

Report Back to Large Group

8:15 – 8:25pm

Option Exercise

8:25 – 8:30pm

**Next Steps**



# NEXT STEPS

- Further develop options discussed tonight
- Determine if a follow-up workshop is required to narrow options
- Prepare construction costs of proposed options
- Prepare construction phasing schedule

If applicable:

- Consider available land for new construction
- Consider use of District Office building



GREAT VALLEY SCHOOL DISTRICT  
*Partnering to enhance the student experience!*

**THANK YOU!**

SCHRADERGROUP