

To: Parents & Students

From: Ruthann Goguen

Date: October 18, 2017

Re: News and Updates

Dear Families,

As a part of my entry into the community, I would like to invite parents/guardians to attend an open roundtable discussion at each of the schools on the following dates. The focus of these meet and greets are to collect valuable information from parents/ guardians that will assist us with strengthening our partnership and moving the Webster Public School District forward. It is my hope that many parents/ guardians are able to attend and willing to share their ideas about the district

November 1st – Park Avenue Elementary School 5:00 to 6:00 p.m.

November 2nd – Webster Middle School 5:00 to 6:00 p.m.

November 7th – Bartlett High School 5:00 to 6:00 p.m.

If you cannot attend a short survey will be sent out after these meetings, via our email system to collect your feedback.

The 2017 MCAS results:

The legacy MCAS (older version) results for grade 10 results have been released in ELA, Math.

The legacy MCAS (older version) results for grades 5, 8 and 10 in Science have been released.

The next-generation MCAS results have been released for grades 3-8 in ELA, Math. The ratings systems has changed to *Exceeding Expectations, Meeting Expectation, Partially Meeting Expectations and Not Meeting Expectations*. The next generation MCAS assessments focus on assessing critical thinking, problem solving, and applying their knowledge and measure students differently than the previous version of MCAS (legacy MCAS). For this reason, the Department of Elementary and Secondary Education does not recommend comparing the results of the next- generation MCAS to the legacy MCAS (older version). This year will serve as a baseline.

It is important to remember that MCAS results are only one measure of your child's growth and achievement. We encourage ongoing communication and involvement with your child's/ children's classroom teachers to understand how your child/children are meeting grade level expectations.

With the next-generation MCAS in its first year, the Massachusetts Department of Elementary and Secondary Education will not be changing school's accountability status. The Webster Public School is a Level 3 District and we continue to focus on ways to both analyze our student achievement rates and create action plans that improve our student achievement rates. The following initiatives and programs are in place in the Webster Public Schools:

- Pre K-5 Reading Pilot. This pilot comes with fully aligned curriculum and intervention materials for our classroom teachers, ELL & special education teachers
- New building schedules at PAE and WMS. This change has allowed us to capture approximately 32 additional hours on time on learning.

- Writing across the Curriculum continues to be a focus K-12 not only in our core classes but in all our Unified Arts (Art, Physical Education, Music, STEAM, STEM). Teachers are incorporating opportunities for students to show their thinking in written format.
- STRONG Program at BHS
- Nichols Honors Program at BHS
- Increased AP offerings at BHS
- STEAM Programs at PAE
- STEM at WMS
- STAR and Journey Programs at PAE and WMS
- Title 1 funded Extended Day Programs:
 - BHS: YOUiversity, FOCUSniversity
 - WMS: Think Tank, Math Mania Mondays and Wacky Reading Wednesdays
 - PAE: PASS program

I have attached an overview of each grade level's results for your review. The building principals and teachers will be analyzing the MCAS data on the ½ day of November 1st and coming up with action plans. Your building principals will be sharing more on MCAS results and the parent/guardian reports will be available the week of October 24th. As a reminder, we have posted a new section on our district webpage with helpful Parent information about MCAS.

Follow up information on the bus incident last week:

The Webster Public School has taken additional measures to send out the one call messages to families within the first half hour of school. Please make sure your child/children's schools have your current phone numbers.

The Webster Public School met with the CEO of the AA Transportation. The CEO held a meeting with all Webster bus drivers to review the expected procedures to ensure all our students are safe. For your information, all bus drivers participate in training sessions and AA Transportation will be conducting random reviews of the bus video's and scheduling site visits to observe bus driver procedures.

Sincerely,

Mrs. Ruthann Goguen





Spring 2017 MCAS Results by Achievement Level
District and State Comparison

District: Webster
Grade: 03

* Spring 2017

* Webster

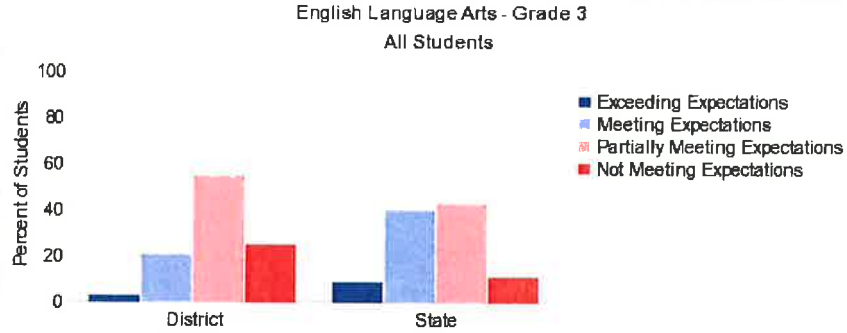
* All Students

Submit

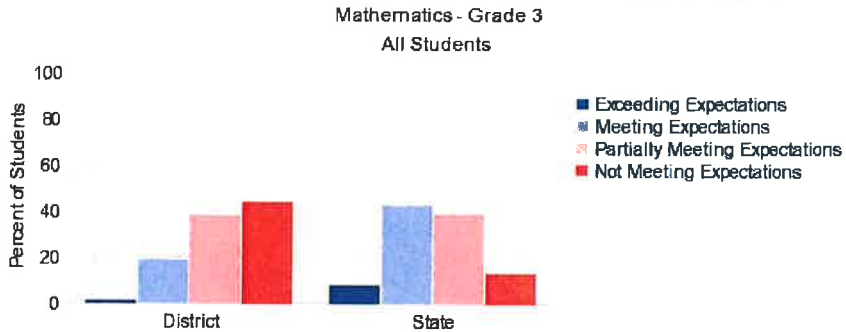
* Grade 3

All Students

English Language Arts	N Included	% District	% State
Exceeding Expectations	3	2	8
Meeting Expectations	32	20	39
Partially Meeting Expectations	87	54	42
Not Meeting Expectations	39	24	10
Total Included	161		



Mathematics	N Included	% District	% State
Exceeding Expectations	1	1	7
Meeting Expectations	29	18	42
Partially Meeting Expectations	61	38	38
Not Meeting Expectations	70	43	13
Total Included	161		



NOTE: Achievement level percentages are not calculated for student groups of less than 10.

Report Date: October 17, 2017

Massachusetts Department of Elementary and Secondary Education
Edwin Analytics

Report: PE303
Page 1 of ?



Spring 2017 MCAS Results by Achievement Level
District and State Comparison

District: Webster
Grade: 05

* Spring 2017

* Grade 4

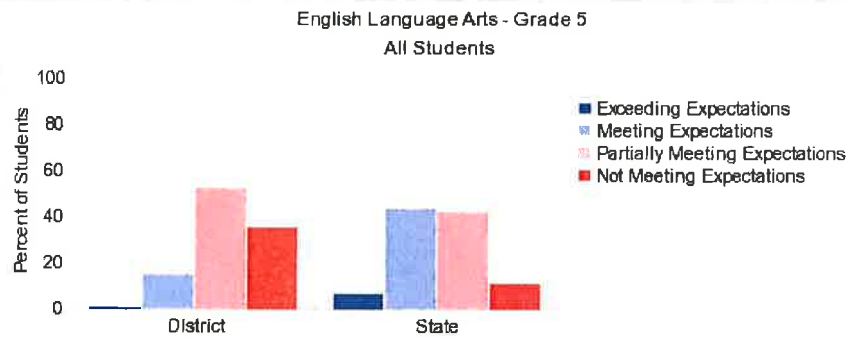
* Webster

* All Students

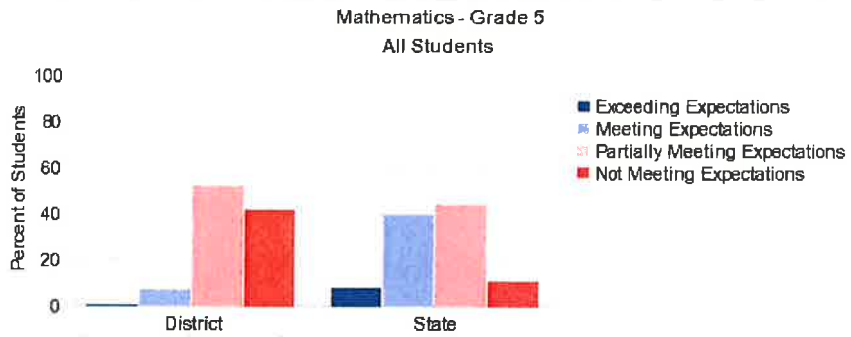
Submit

All Students

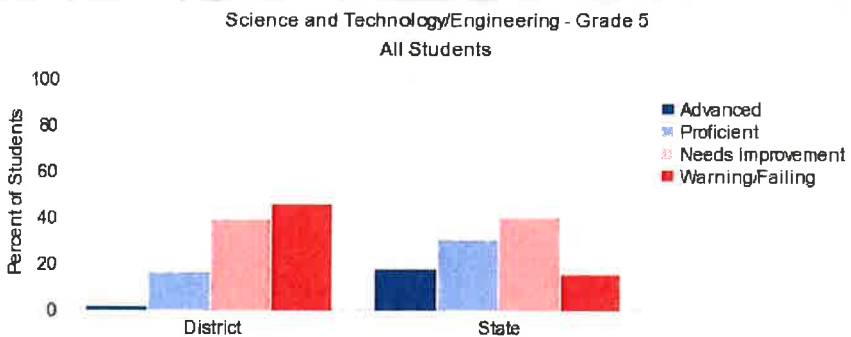
English Language Arts	N Included	% District	% State
Exceeding Expectations	0	0	6
Meeting Expectations	19	14	43
Partially Meeting Expectations	69	51	42
Not Meeting Expectations	46	34	10
Total Included	134		



Mathematics	N Included	% District	% State
Exceeding Expectations	0	0	7
Meeting Expectations	9	7	39
Partially Meeting Expectations	71	52	44
Not Meeting Expectations	57	42	10
Total Included	137		



Science and Technology/Engineering	N Included	% District	% State
Advanced	1	1	17
Proficient	21	16	29
Needs Improvement	52	39	39
Warning/Failing	61	45	15
Total Included	135		



NOTE: Achievement level percentages are not calculated for student groups of less than 10.

Report Date: October 17, 2017

Massachusetts Department of Elementary and Secondary Education
Edwin Analytics

Report: PE303
Page 1 of ?



Spring 2017 MCAS Results by Achievement Level District and State Comparison

District: Webster
Grade: 05

* Spring 2017

* Grade 5

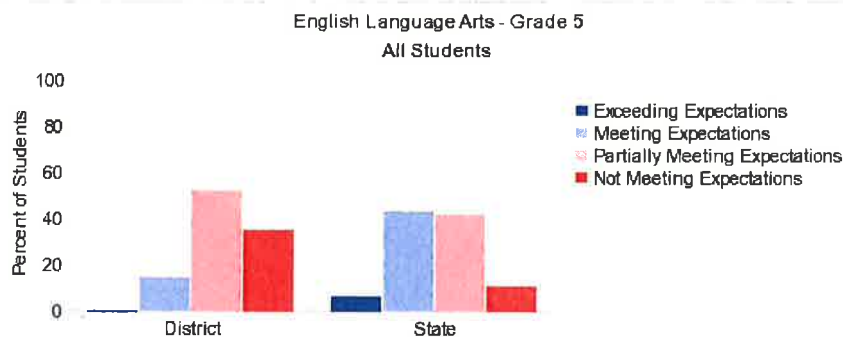
* Webster

* All Students

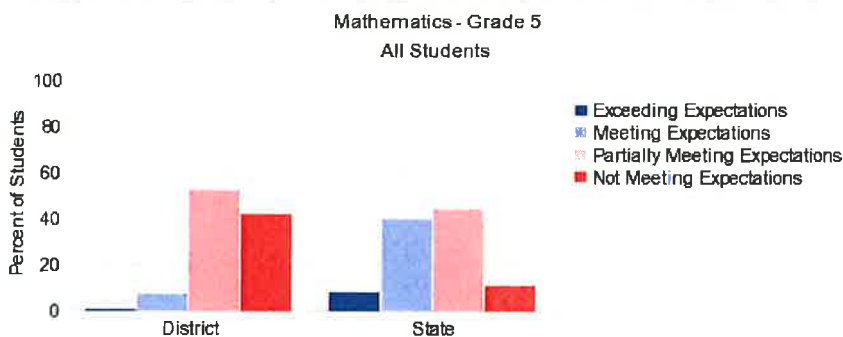
Submit

All Students

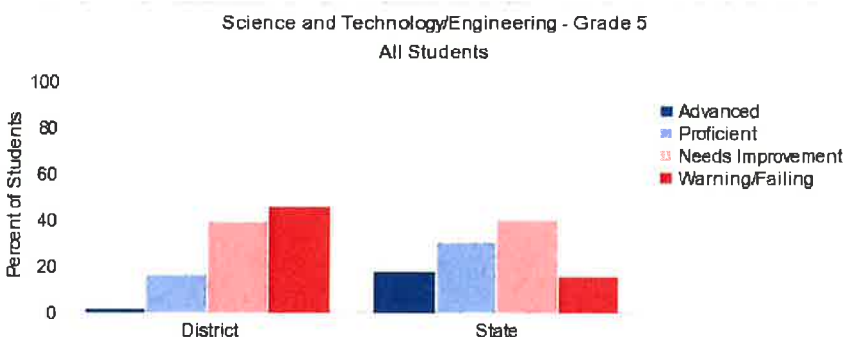
English Language Arts	N Included	% District	% State
Exceeding Expectations	0	0	6
Meeting Expectations	19	14	43
Partially Meeting Expectations	69	51	42
Not Meeting Expectations	46	34	10
Total Included	134		



Mathematics	N Included	% District	% State
Exceeding Expectations	0	0	7
Meeting Expectations	9	7	39
Partially Meeting Expectations	71	52	44
Not Meeting Expectations	57	42	10
Total Included	137		



Science and Technology/Engineering	N Included	% District	% State
Advanced	1	1	17
Proficient	21	16	29
Needs Improvement	52	39	39
Warning/Failing	61	45	15
Total Included	135		



NOTE: Achievement level percentages are not calculated for student groups of less than 10.

Report Date: October 17, 2017

Massachusetts Department of Elementary and Secondary Education
Edwin Analytics

Report: PE303
Page 1 of ?



**Spring 2017 MCAS Results by Achievement Level
District and State Comparison**

District: Webster
Grade: 06

* Spring 2017
* Grade 6

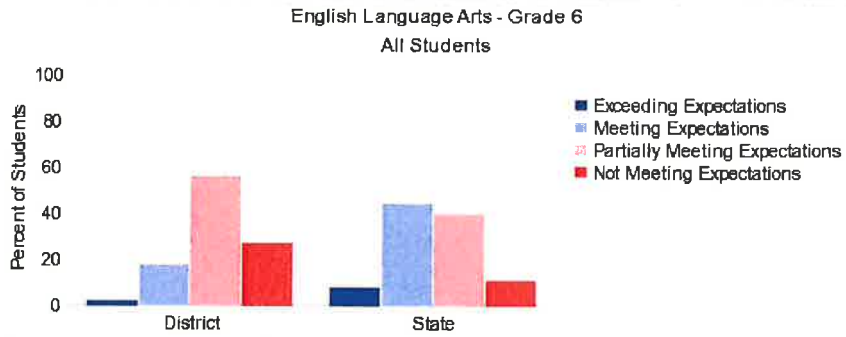
* Webster

* All Students

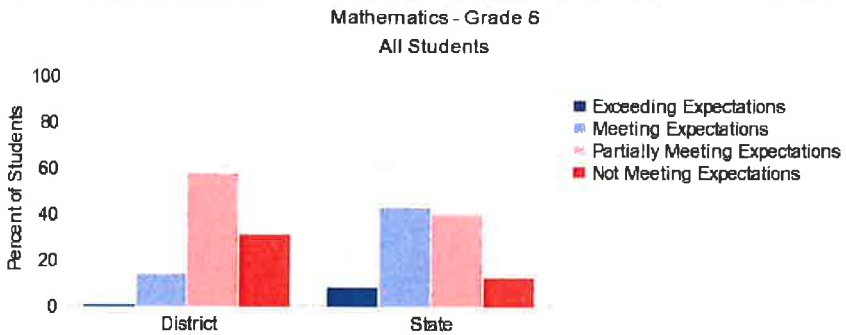
Submit

All Students

English Language Arts	N Included	% District	% State
Exceeding Expectations	2	1	7
Meeting Expectations	26	17	43
Partially Meeting Expectations	85	55	39
Not Meeting Expectations	41	27	10
Total Included	154		



Mathematics	N Included	% District	% State
Exceeding Expectations	0	0	7
Meeting Expectations	20	13	42
Partially Meeting Expectations	87	57	39
Not Meeting Expectations	46	30	11
Total Included	153		



NOTE: Achievement level percentages are not calculated for student groups of less than 10.

Report Date: October 17, 2017

Massachusetts Department of Elementary and Secondary Education
Edwin Analytics

Report: PE303
Page 1 of ?



**Spring 2017 MCAS Results by Achievement Level
District and State Comparison**

District: Webster
Grade: 07

* Spring 2017

* Grade 7

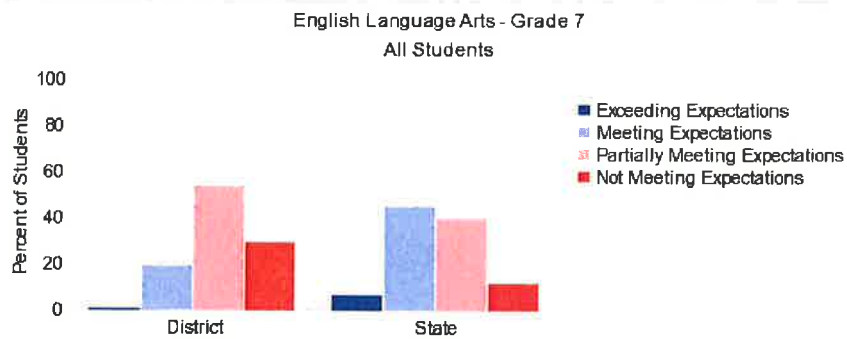
* Webster

* All Students

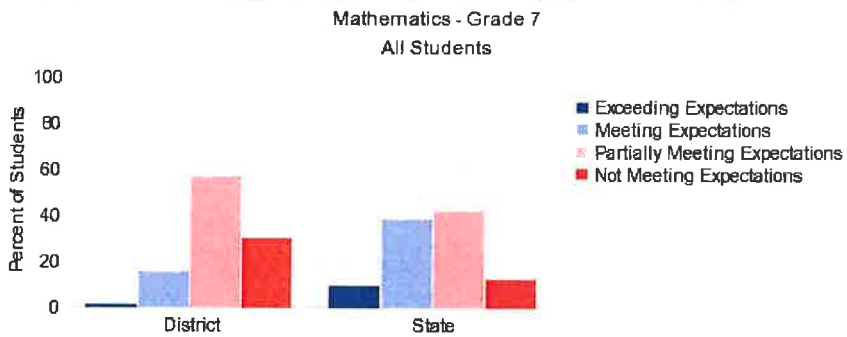
Submit

All Students

English Language Arts	N Included	% District	% State
Exceeding Expectations	0	0	6
Meeting Expectations	28	18	44
Partially Meeting Expectations	83	54	39
Not Meeting Expectations	44	28	11
Total Included	155		



Mathematics	N Included	% District	% State
Exceeding Expectations	1	1	9
Meeting Expectations	22	14	38
Partially Meeting Expectations	86	56	42
Not Meeting Expectations	45	29	12
Total Included	154		



NOTE: Achievement level percentages are not calculated for student groups of less than 10.

Report Date: October 17, 2017

Massachusetts Department of Elementary and Secondary Education
Edwin Analytics

Report: PE303
Page 1 of ?



Spring 2017 MCAS Results by Achievement Level
District and State Comparison

District: Webster
Grade: 08

* Spring 2017
* Grade 8

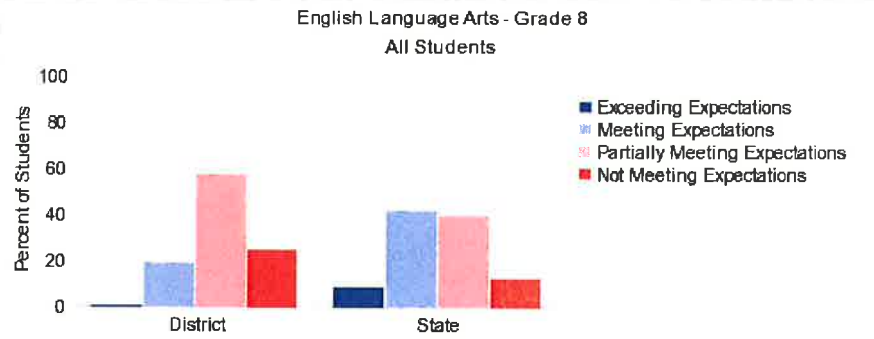
* Webster

* All Students

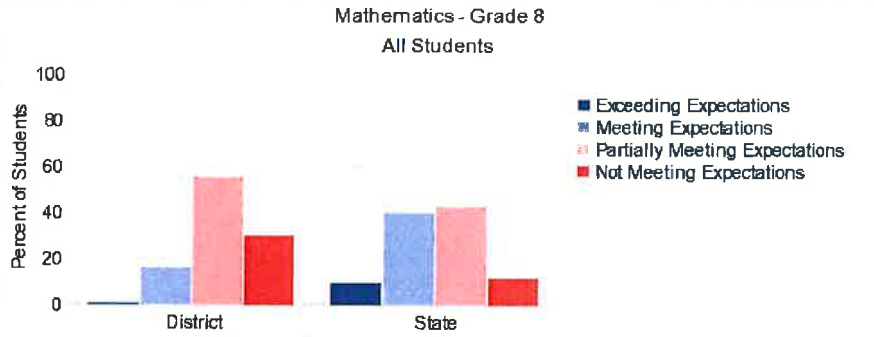
Submit

All Students

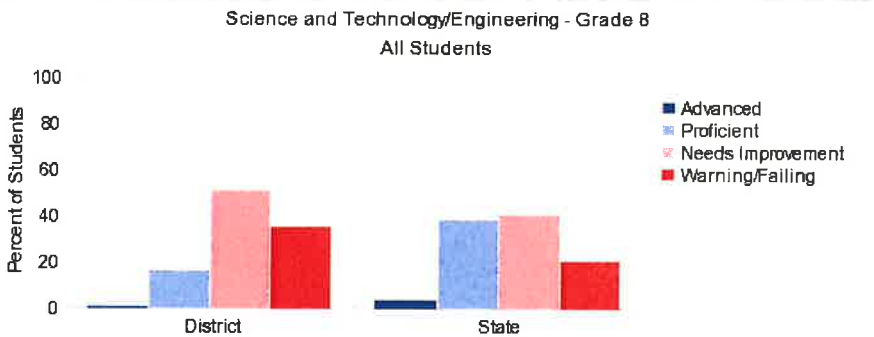
English Language Arts	N Included	% District	% State
Exceeding Expectations	0	0	8
Meeting Expectations	26	19	41
Partially Meeting Expectations	80	57	39
Not Meeting Expectations	34	24	11
Total Included	140		



Mathematics	N Included	% District	% State
Exceeding Expectations	0	0	9
Meeting Expectations	22	16	39
Partially Meeting Expectations	77	55	42
Not Meeting Expectations	42	30	11
Total Included	141		



Science and Technology/Engineering	N Included	% District	% State
Advanced	0	0	3
Proficient	22	15	37
Needs Improvement	71	50	40
Warning/Failing	49	35	20
Total Included	142		



NOTE: Achievement level percentages are not calculated for student groups of less than 10.

Report Date: October 17, 2017

Massachusetts Department of Elementary and Secondary Education
Edwin Analytics

Report: PE303
Page 1 of ?



Spring 2017 MCAS Results by Achievement Level
District and State Comparison

District: Webster
Grade: 10

* Spring 2017

* Grade 10

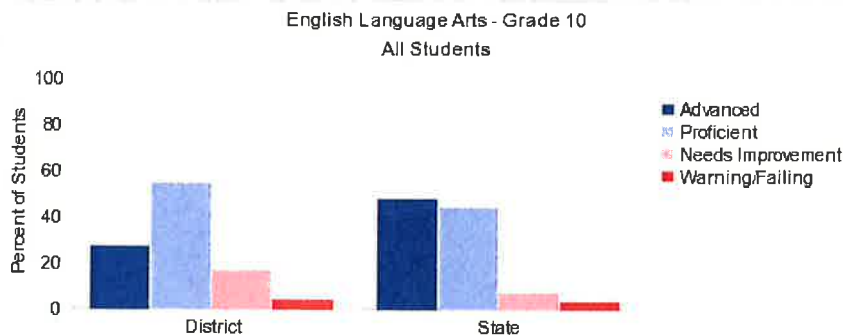
* Webster

* All Students

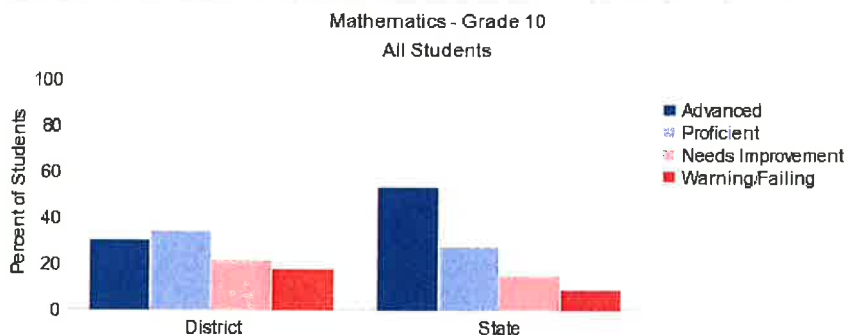
Submit

All Students

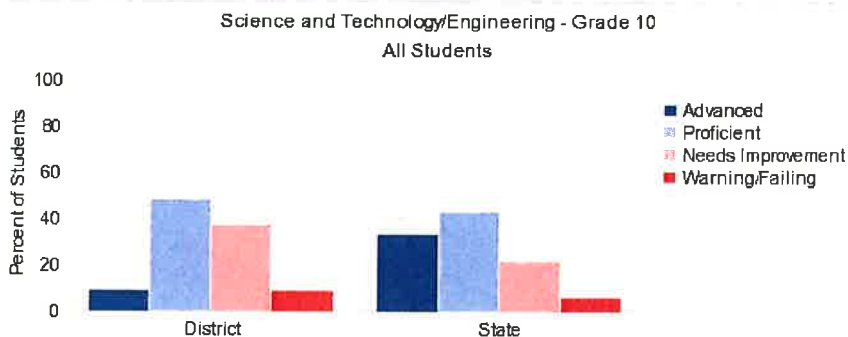
English Language Arts	N Included	% District	% State
Advanced	33	27	47
Proficient	67	54	44
Needs Improvement	20	16	6
Warning/Failing	4	3	3
Total Included	124		



Mathematics	N Included	% District	% State
Advanced	37	30	53
Proficient	41	33	26
Needs Improvement	26	21	14
Warning/Failing	21	17	8
Total Included	125		



Science and Technology/Engineering	N Included	% District	% State
Advanced	9	8	32
Proficient	52	47	42
Needs Improvement	40	36	21
Warning/Failing	9	8	5
Total Included	110		



NOTE: Achievement level percentages are not calculated for student groups of less than 10.

*NOTE: Grade 10 Science and Technology/Engineering results represent the highest achievement level attained by Grade 10 students in any of the four subjects (Biology, Chemistry, Introductory Physics, and Technology/Engineering) assessed in grades 9 or 10. In addition, only students enrolled in Massachusetts since October of 9th grade are included in state-level results; only students enrolled in the same district since October of 9th grade are included in district-level results; only students enrolled in the same school since October of 9th grade are included in school-level results.