



MT. ANGEL
School District 91

**2019-2020
School Board**



Mt. Angel SD SSA-SIA Plan



STUDENT INVESTMENT
ACCOUNT APPLICATION

MARCH 9, 2020

Student Success Act – Fast Facts



Student Success Act – SB 3427

\$200 Million to the State School Fund and...

20%

Early Learning Account

50%

Student Investment Account

30%

Statewide Education Initiatives Account

STUDENT SUCCESS Act

Equity-Focused Student Investment Account (SIA)*

2020-21 School Year
Appropriation = \$472.7 million

- Expanded Learning Time
- Student Health and Safety
- Class Size Reductions
- Well-Rounded Learning Experiences

Statewide Initiatives

2020-21 School Year Key Appropriations

1. Full funding for Measure 98 (\$133 million)
2. Expanded nutrition access (\$41.6 million)
3. Equity initiatives (\$8 million)
4. ESDs (\$24 million)
5. High Cost Disability Fund in the SSF (\$20 million)

Early Learning Programs

2020-21 School Year Key Appropriations

1. EI/ECSE (\$37.5 million)
2. Early Childhood Equity Fund (\$10 million)
3. Oregon Pre-K Program (\$44.4 million)
4. Early Head Start (\$22.3 million)
5. Preschool Promise (\$30.8 million)

Student Success Act – SB 3427

STUDENT INVESTMENT ACCOUNT

\$472 million

Student Investment Account (SIA)

Non-competitive grant; funding distributed by per student formula.

Who is eligible? School districts, eligible charter schools

STUDENT
INVESTMENT
ACCOUNT
at least
50%

STATEWIDE
EDUCATION
INITIATIVES
up to
30%

EARLY
LEARNING
ACCOUNT
at least
20%

Student Success Act – SB 3427

Accountable to Improving Outcomes

There are two stated purposes for SSA funds:

1. Meet students' **mental or behavioral health needs**, and
2. Increase **academic achievement for all students and reduce disparities** for: Students of color; students with disabilities; emerging bilingual students; and students navigating poverty, homelessness, and foster care; and other students that have historically experienced disparities in our schools.

On-Time Graduation &
5-year Completion Rate

9th Grade On-Track

Locally Selected
Metrics

Curbing Chronic
Absenteeism

3rd Grade Reading
Proficiency

Equity

Education equity is the equitable implementation of policy, practices, procedures, and legislation *that translates into resource allocation, education rigor, and opportunities for historically and currently marginalized youth, students, and families* including civil rights protected classes.

This means the **dismantling and restructuring of systems and institutions** that create a dichotomy of beneficiaries over oppressed & marginalized peoples.





Last year's suspension/expulsion rate for
Black/African American boys was:

7.4%

Last year's suspension/expulsion rate for
Black/African American boys was:

7.4%

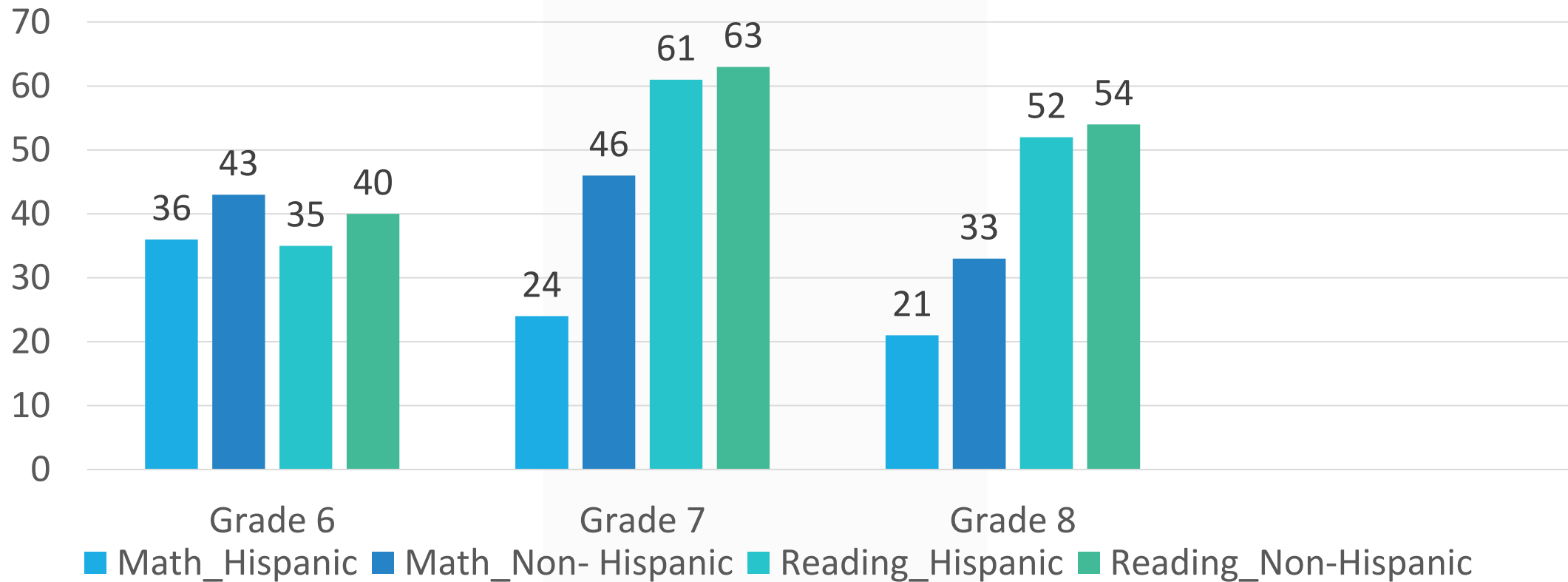
In Kindergarten

Students who exited English Learner programs
before high school graduate at a rate **nearly four
percentage points higher than the statewide
average**
and **three percentage points higher than native
English Speakers!**

Bilingualism matters – regardless of your first
language!

Mt. Angel Middle School

Hispanic & Non-Hispanic Student Growth in Reading and Math

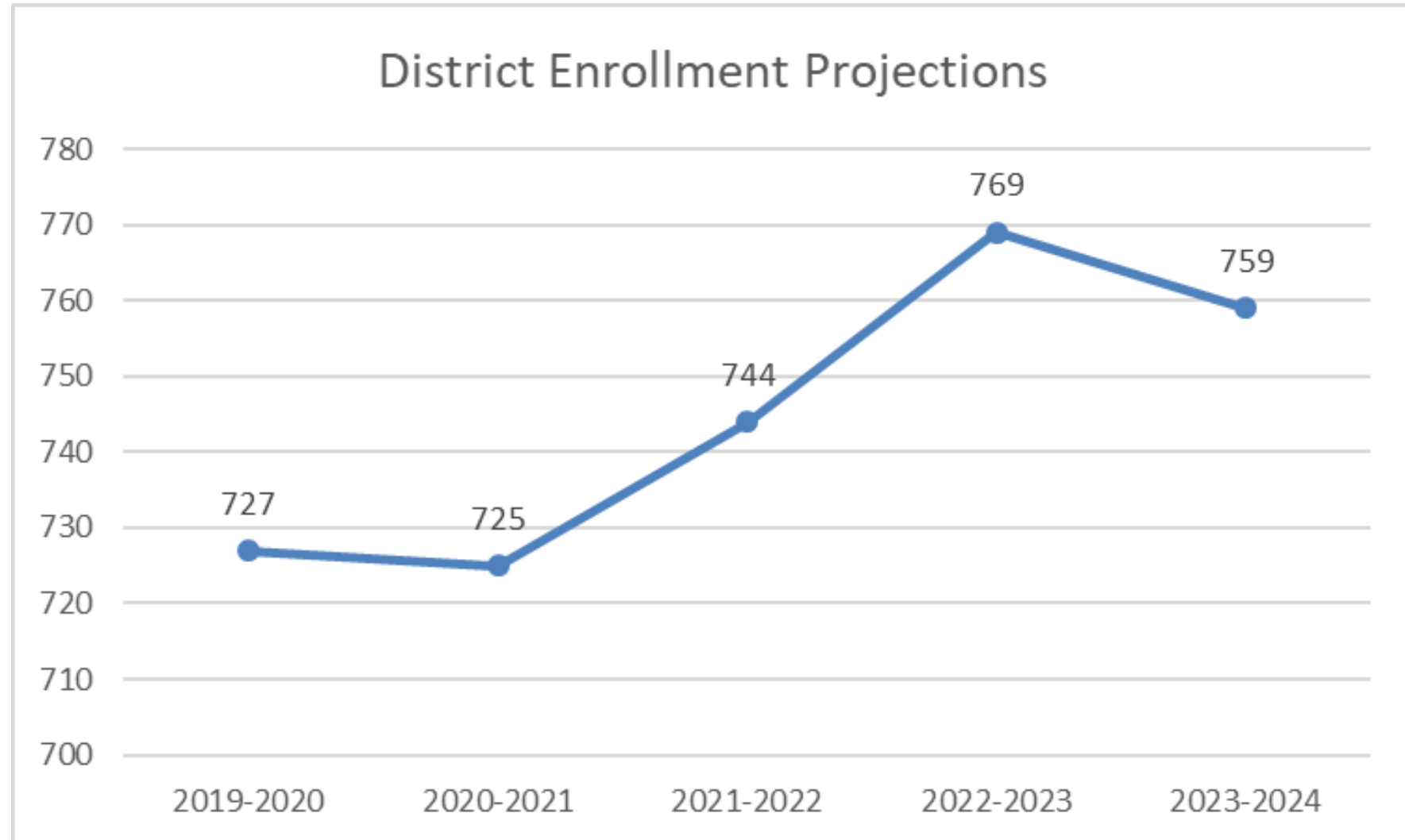


Continuous Improvement Plan (CIP)

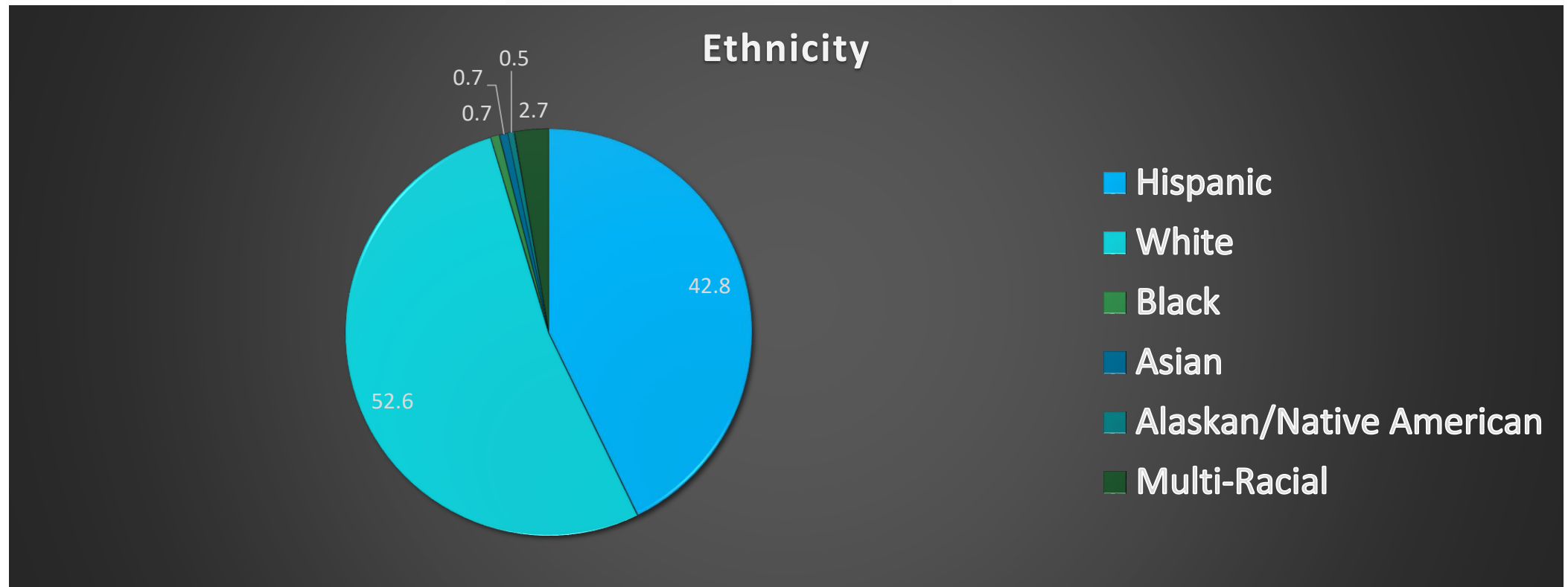
- Goal 1: All students, with an emphasis on protected classes and historically and currently underserved and marginalized student groups, will meet NWEA growth goals at equal percentages in core content areas.
- Goal 2: All students will receive evidence-based tier 1 social emotional supports.
- Goal 3: Establish sustainable systems for regularly reviewing data to support the district improvement process.

District Enrollment Trends

- Current average class enrollment is 56.
- Projections assume incoming Kindergarten classes of 60.

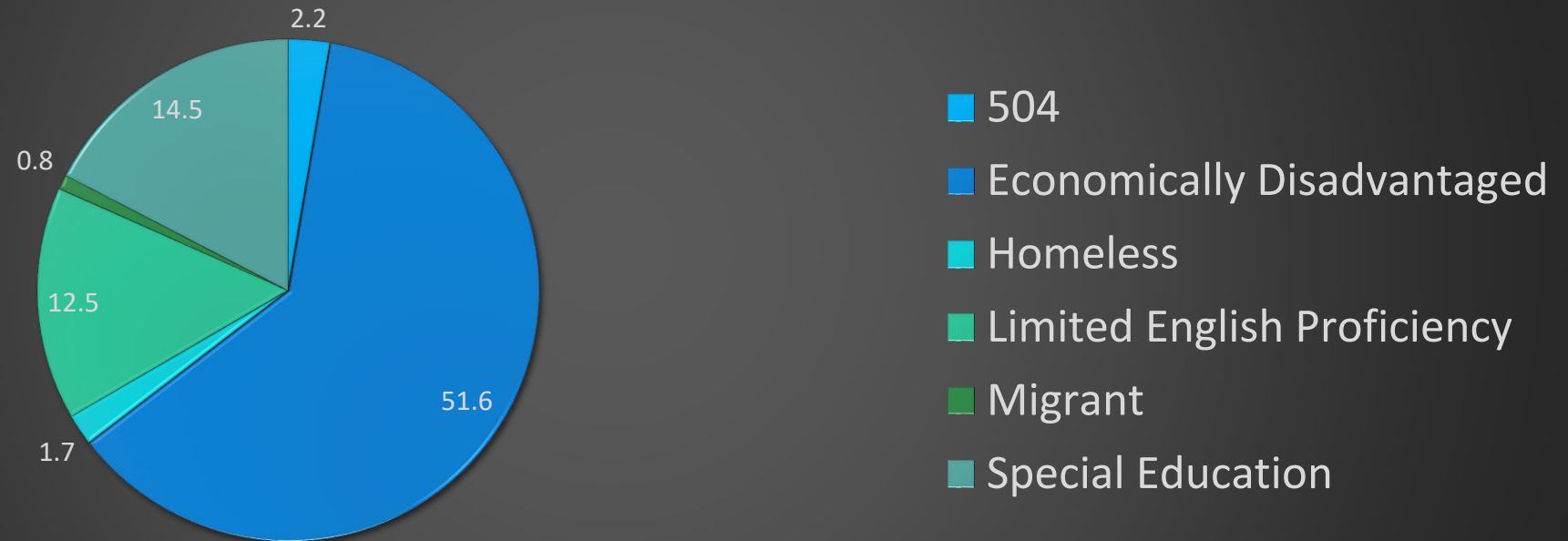


Who We Serve



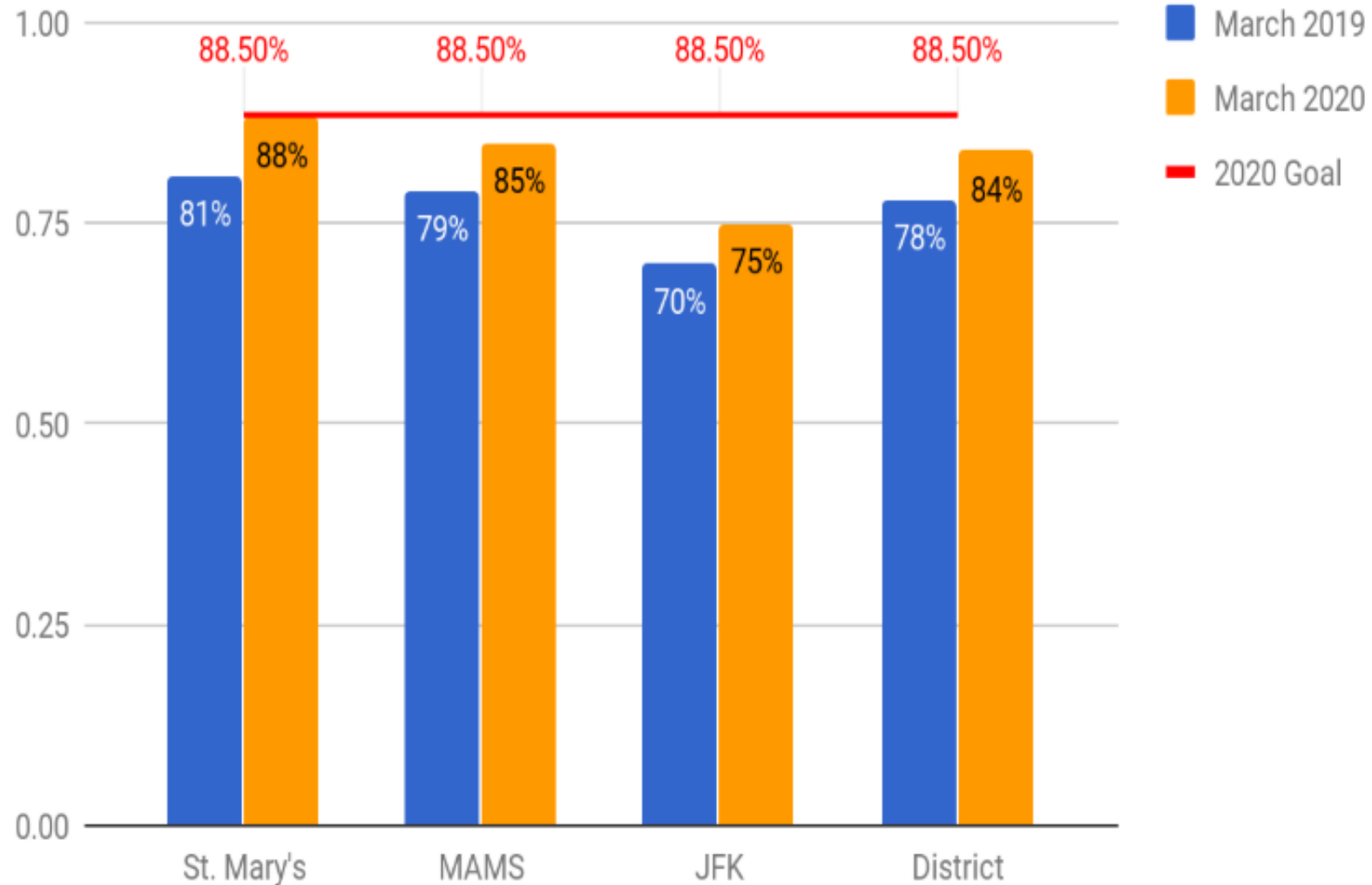
Our Special Populations

Percentages of Special Populations



District Strategic Plan Indicator #2

District will have at least 92% regular attenders rate.



District Strategic Plan Indicator #3 – All 9th graders earn 7.0 credits.

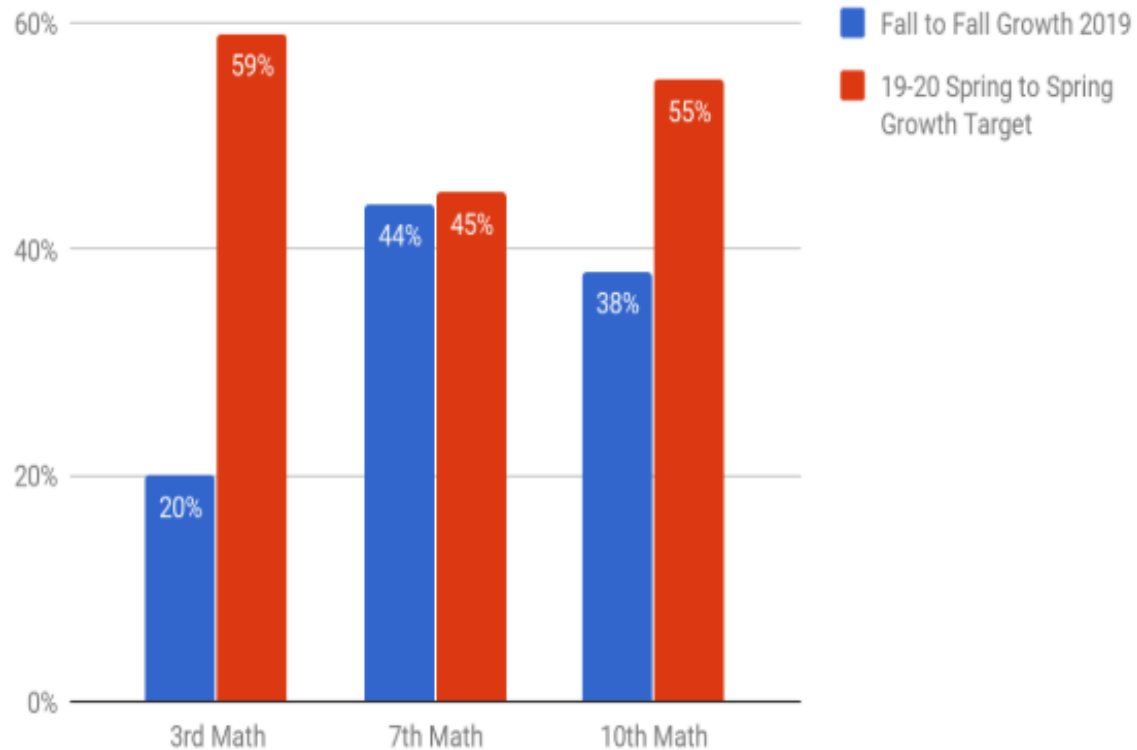
9th Grade - Class of 2023

- ☐ Current Enrollment - 70
- ☐ Number of Students that are on track to earn 7 Credits - 55
- ☐ Percent of Students that are on track to earn 7 Credits - 78.5%
- ☐ 2019-20 Goal is 95%, or 66 of 70 students.

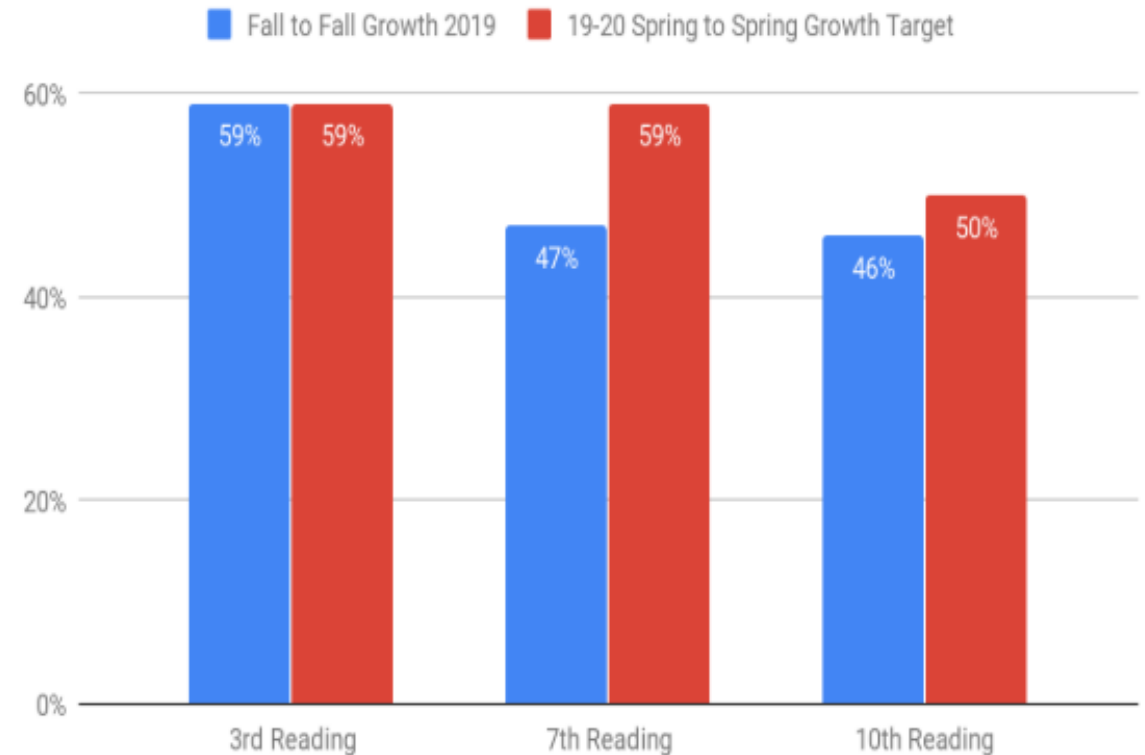
**Data based on first semester grades of the 2019-2020 school year.*

District Strategic Plan Indicator #5 – Students in grades 3, 7 and 10 will meet growth goals on district-wide tests in reading and mathematics.

Percent of Students Meeting Growth Goals (Math MAP)



Percent of Students Meeting Growth Goals (Reading MAP)



Average Class Size

	Average Class Size 2019-2020	State Average
St. Mary's Public School	20	25
Mt. Angel Middle School	20	25
John F. Kennedy High School	15	20-26

Behavior SST's at St. Mary's Public School

YEAR	% of Students referred to SST for ADHD, SEL Needs, Behavior Referrals
2017-2018	33%
2018-2019	35%
2019-2020	52%

Student Restraints at St. Mary's Public School

YEAR	Restraints
2014-2015	0
2015-2016	1
2016-2017	0
2017-2018	0
2018-2019	1
2019-2020	11 (to date)

District Strategic Plan Indicator #10 – Graduation Rate of 100% by 2022

	# of Students On-Track	# of Enrolled Students	% of Students On-Track	Strategic Plan Goal
Class of 2020	38	44	86.4	85%
Class of 2021	36	41	87.8	89%
Class of 2022	28	34	82.3	100%
Class of 2023	55	72	76.4	

The Planning Process

- CIP Staff Assessment Tool
- CIP Staff & Community Surveys
- Parent & Community
- Staff Survey
- Secondary Student Surveys
- Parent & Family Focal Group Surveys



Our Stakeholders




ADMINISTRATIVE
LEADERSHIP TEAM



DISTRICT STAFF



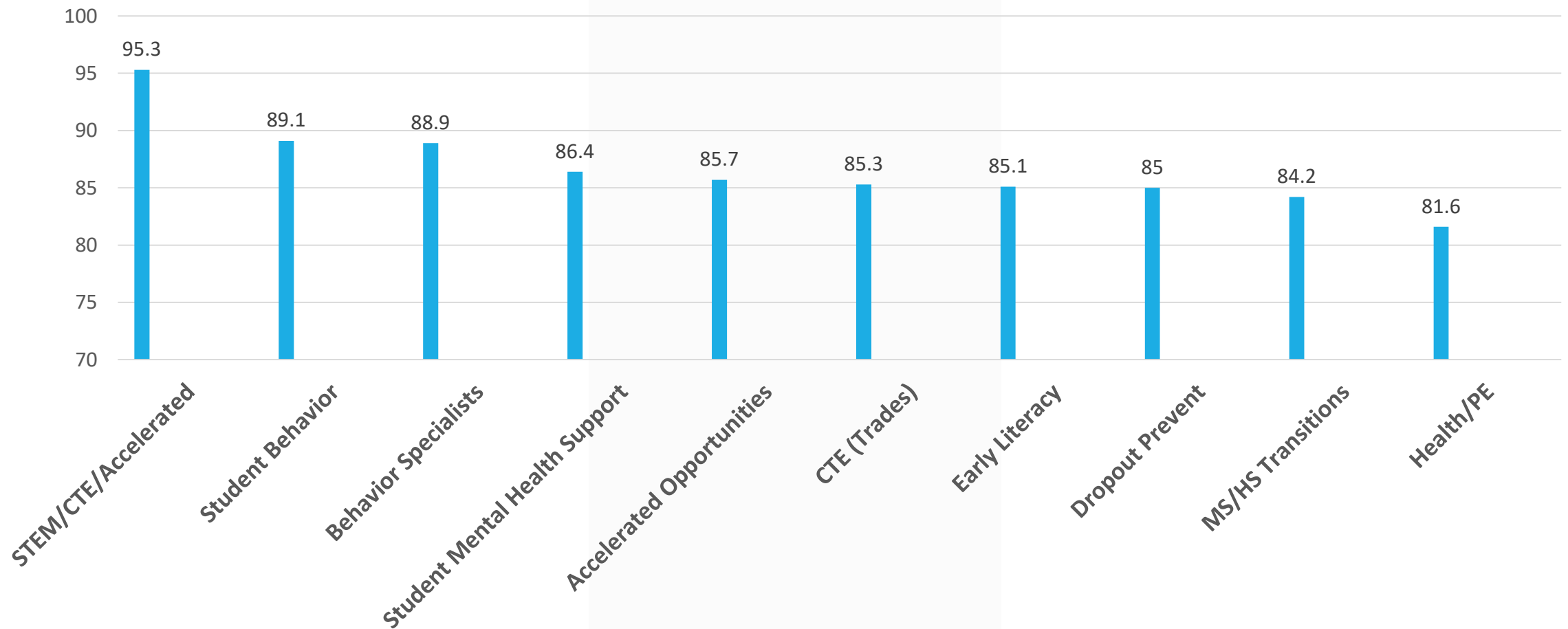
STUDENTS



PARENTS &
COMMUNITY

Survey Results

Top 10 Priorities from Stakeholder Surveys



Budget Outlook



- End Fund Balance: \$1,292,646 to \$598,054
- Reduced by \$694,592
- SIA Allocation Estimate: \$670,000

Four Categories for Spending




REDUCING
CLASS SIZE



INSTRUCTIONAL
TIME



HEALTH &
SAFETY



WELL-ROUNDED
EDUCATION

SIA Allowable Activities

Reducing Class Size



- Use evidence-based criteria to ensure appropriate student-teacher ratios or staff caseloads;
- This may include increasing the use of instructional assistants.

Instructional Time



- More hours and/or days.
- Summer programs; before or after school programs.
- Technological investments that minimize class time used for assessments administered to students.



Health & Safety

- Social and emotional learning, trauma-informed practices; student mental and behavioral health.

Well-Rounded Education



- Developmentally appropriate and culturally responsive early literacy practices and programs in pre-K through third grade.
- Culturally responsive programs and practices in grades 6-8, including learning, counseling and student support that is connected to colleges and careers.
- Broadened curricular options at all grade levels including: Art, Music, PE, STEM, CTE, engaging electives, accelerated, dual credit, IB, AP, Life Skills, TAG, dropout and prevention programs, and transition supports.
- Access to licensed educators with a library media endorsement.

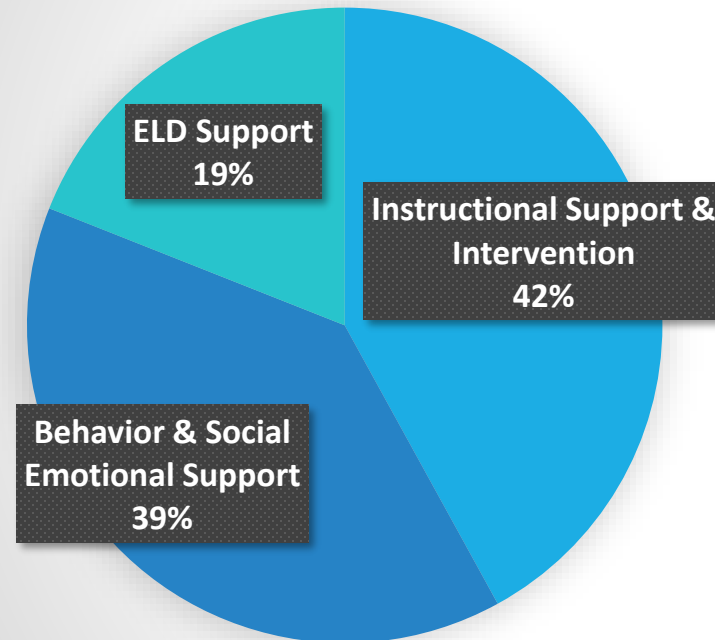
Key Areas of Focus

- Social-Emotional Learning & Supports
- Instructional Support
- Behavior Support



Proposed Areas of Funding

Percent of SIA Funds



- Instructional Support & Intervention
- Behavior & Social Emotional Support
- ELD Support

District Level Activities



- 1.0 FTE ELD TOSA
- Trillium Services
- MANDT Training
- Community Advisory Training
- Staff PD/SEL Trainings
- MTSS Planning – CASEL Standards

St. Mary's Public School Activities



- 1.0 FTE MTSS TOSA
- 1.0 FTE Behavior Specialist
- 1.0 FTE Reading Specialist
- 0.5 FTE Behavior Class Specialist
- PAX Good Behavior Game Training
- Behavior Classroom

Mt. Angel Middle School Activities



- 0.5 FTE Behavior TOSA
- 0.25 FTE ELD Teacher
- 0.5 FTE MTSS TOSA
- Signs of Suicide Training

John F. Kennedy High School Activities



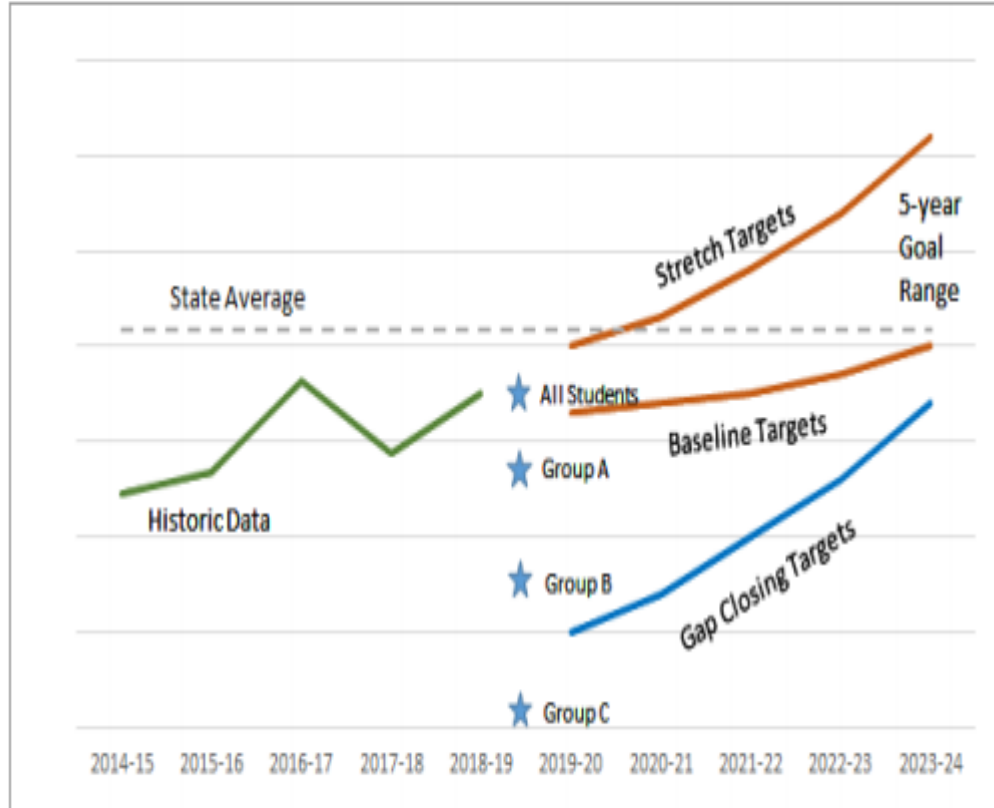
- 0.25 FTE Math Intervention
- 0.125 FTE ELD Teacher
- 0.375 FTE MTS TOSA
- Signs of Suicide Training
- Teen Advisory Board
- 0.125 FTE Band Teacher
- 0.125 Band Art Teacher

Next Steps



- Finalize details of budget for SIA Application
- Develop Longitudinal Targets
- Communicate impact on staff and programs
- Write and submit SIA Application by April 15th

Common Metrics



- Four-year Graduation ([Indicator #10](#))
- Five-year Completion
- Third Grade Reading ([Indicators #5 & #9](#))
- Ninth Grade On Track ([Indicator #3](#))
- Regular Attenders ([Indicator #2](#))



Q&A