



# Strategic Plan Progress Report

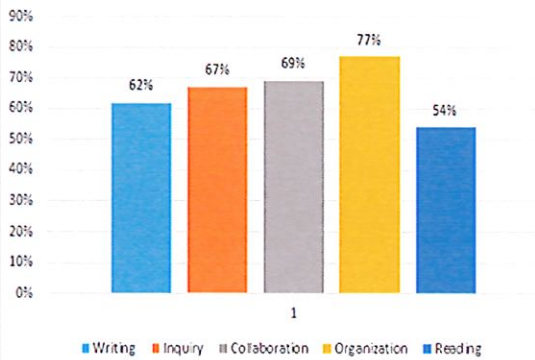
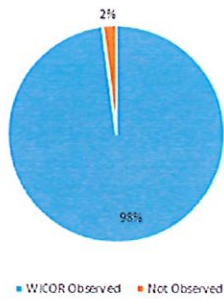
December 9, 2019

## **District Goal**

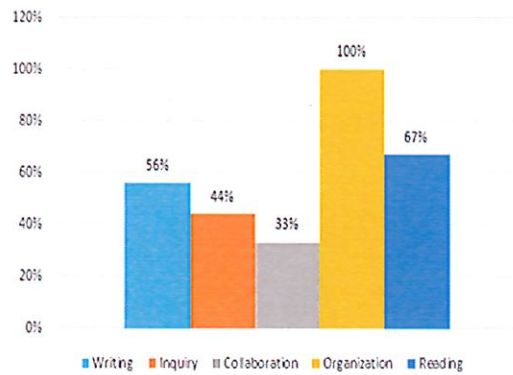
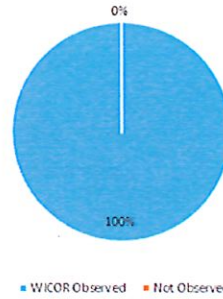
By June of 2022, all students will be on track to graduate and be prepared with a plan for life beyond high school.

**Performance Indicator 1:  
Through AVID all staff will implement effective strategies and methodologies.**

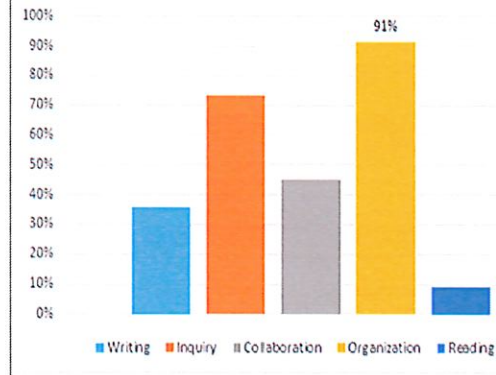
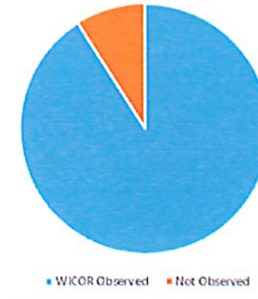
**St. Mary's**



**MAMS**



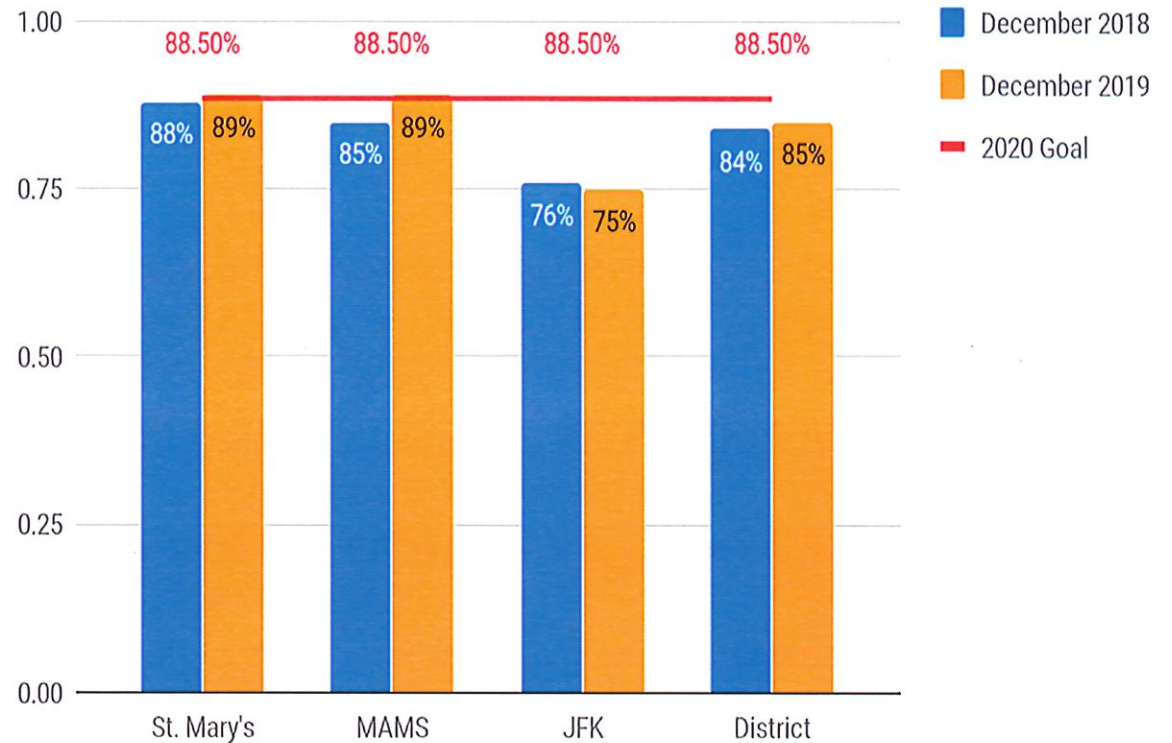
**JFK**



**Performance Indicator 2:  
District will have at least a  
92% regular attenders rate.**

- Oregon Data System and Argos are being utilized to monitor student data.
- Increased parent contacts and expanded communications.
- Developing effective SST Processes at each building to identify students at risk and provide early interventions.
- Attendance Specialist at JFK focusing on at-risk students.
- Developing Personal Educational Plans for grades 8-12.

Fall Comparison 2019-2020 Goal for Regular Attenders



## Performance Indicator 3: All 9th graders earn 7.0 credits.

### 9th Grade - Class of 2023

- Current Enrollment - 70
- Number of Students that are on track to earn 7 Credits - 55
- Percent of Students that are on track to earn 7 Credits - 79%
- 2019-20 Goal is 95%, or 66 of 70 students.

*\*Data based on first quarter grades of the 2019-2020 school year.*

### Strategies for 2019-2020

- SST Process and Accountability.
- Develop a Comprehensive Counseling Framework.
- ELD and Migrant Summer School K-12.
- Develop Personal Education Plans for 8th graders transitioning to HS through 12th grade.

## Performance Indicator 4: Students entering Kindergarten will have preschool experience.

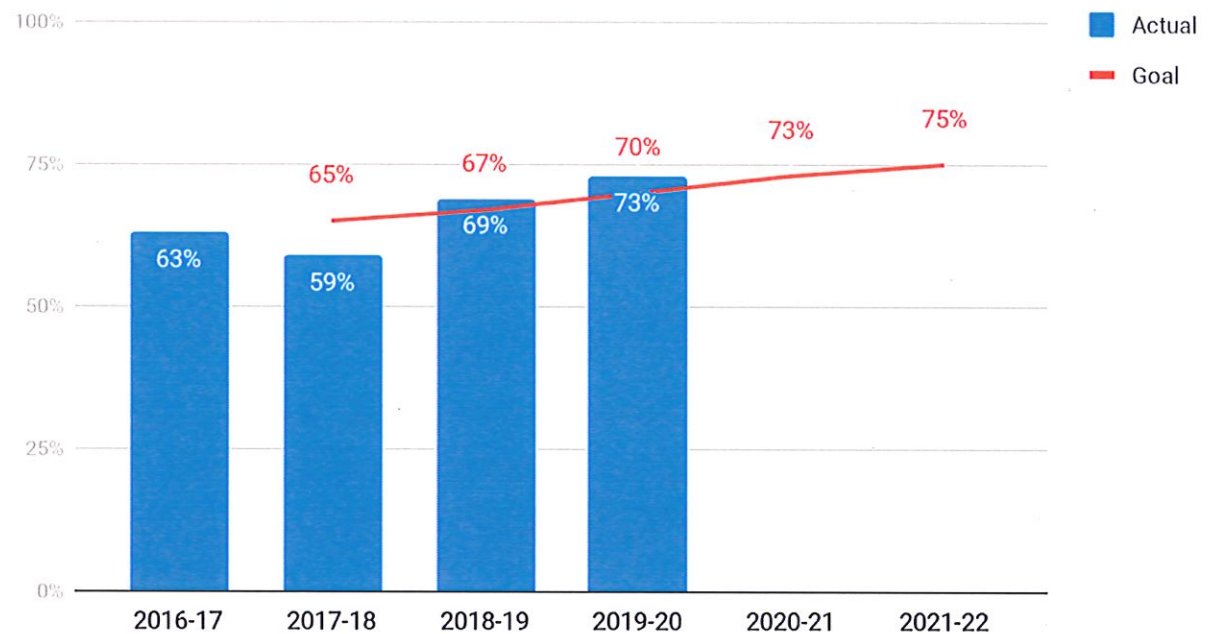
4th Year of Kindergarten Partnership Initiative (KPI)

Ready! For Kindergarten classes (3x per year)

Bridge Dinners monthly between local preschool providers and Kinder teachers.

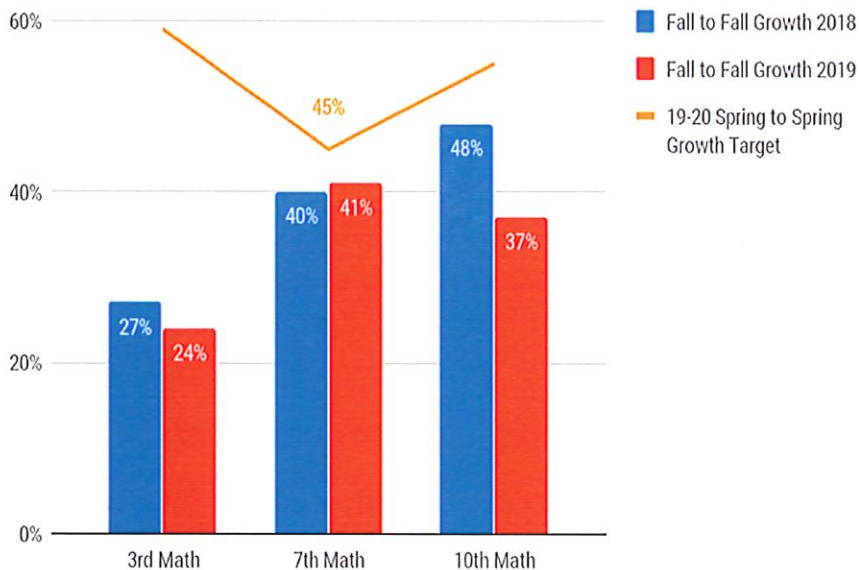
Building capacity for parenting classes by training teachers internally on parenting curriculum.

Percent of Kindergartners who Attended Pre-School



## Performance Indicator 5: Students in grades 3, 7, and 10 will meet growth goals on district-wide tests in reading and math. (Slide 1 of 2)

Percent of Students Meeting Growth Goals (Math MAP)

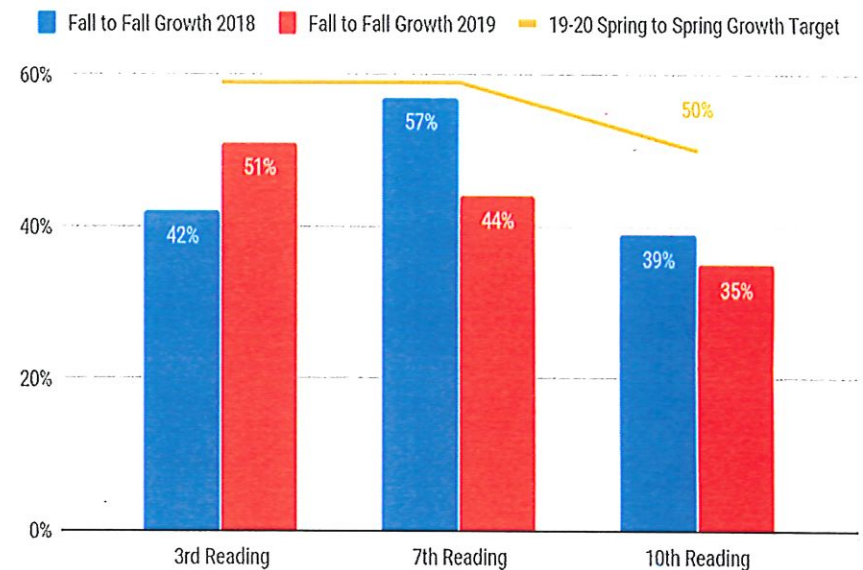


- MAMS--continuing to refine process for identifying students for accelerated math.
- JFK-placement tests for math being implemented for 2019-20.
- MAMS/JFK Collaboration to align curriculum and instructional practices.
- St. Mary's--prioritizing pre-assessment and scheduling in 2019-20 to ensure all students are challenged and growing.

**Performance Indicator 5: Students in grades 3, 7, and 10 will meet growth goals on district-wide tests in reading and math. (Slide 2 of 2)**

- Strategies for improving growth:
  - AVID Focused Note-Taking
  - Social-Emotional Learning/training for students and staff.
  - Deeper Engagement in Professional Learning Community (PLC) Process and development through PLC Teacher Leader positions.
  - Individual Goal Setting for all Students (St. Mary's)

Percent of Students Meeting Growth Goals (Reading MAP)

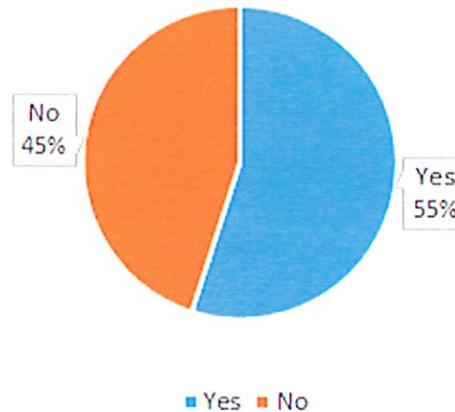




**Performance Indicator 6: Students will graduate with a minimum of 12 college credits.**

- ❑ Administration conducted a survey with our graduating seniors to determine the number of college credits earned.

Students will graduate with a minimum of 12 college credits



**Performance Indicator 7:**

**All high school students will earn a minimum of 6 CTE credits upon graduating.**

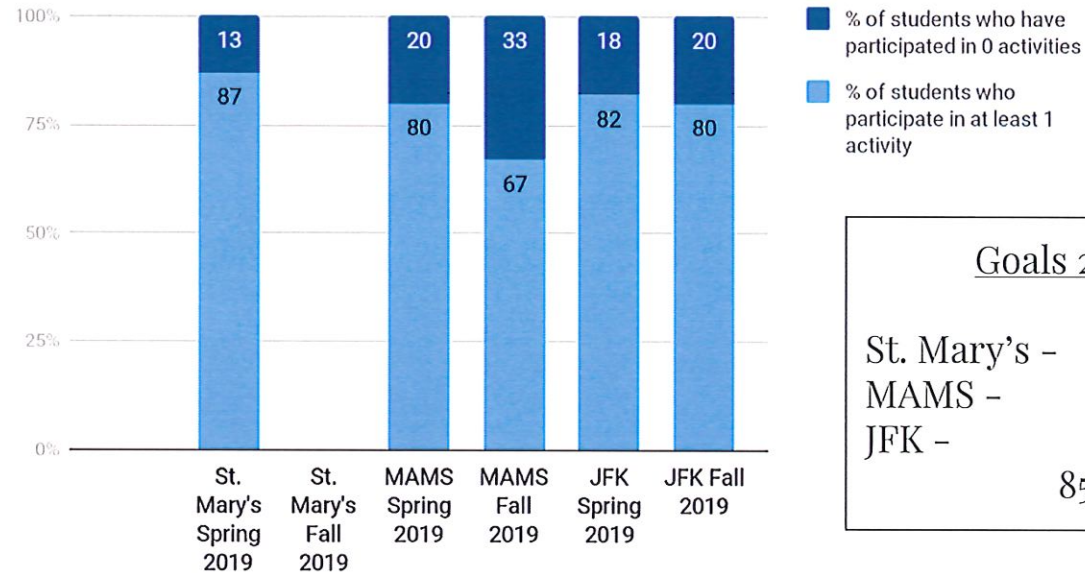
Class of 2019 CTE Credits Earned	Class of 2020 Goal is 4 CTE Credits	Class of 2021 Goal is 5 CTE Credits
-------------------------------------	--	--

Current data not available

## Performance Indicator 8:

All students will participate in at least one school or community activity, club or sport each year.

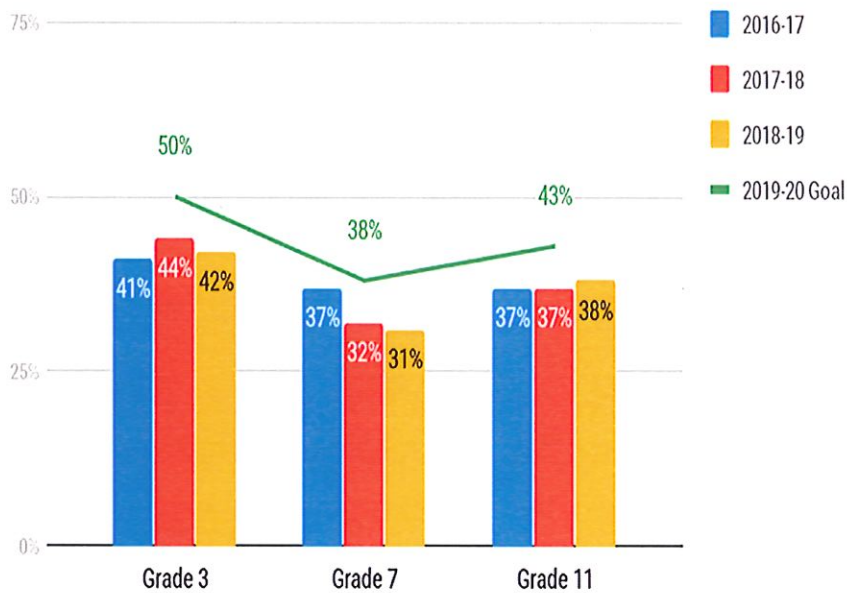
Students Involved in at Least One Activity 2019-20



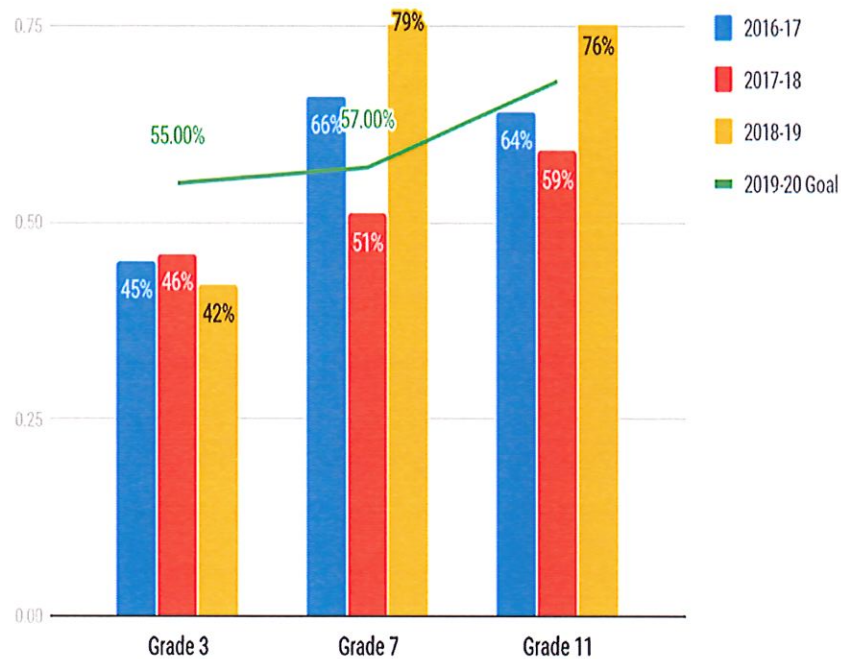
Goals 2019-20:	
St. Mary's -	80%
MAMS -	90%
JFK -	85%

## Performance Indicator 9: Students in grades 3, 7, and 10 will meet achievement goals on state tests in reading and math.

Percent of Students Meeting or Exceeding on SBAC Math Assessment



Percent of Students Meeting or Exceeding on SBAC ELA Assessment



**Performance Indicator 10: Graduation Rate of 100% by 2022.**

2017-2018	76%
2018-2019	84.4%
2019-2020	Goal is 89%
2020-2021	Goal is 95%
2021-2022	Goal is 100%

## December 2019 District Strategic Plan - Report Summary

- ❑ Student engagement continues to improve in all 3 buildings using the AVID system to focus of effective teaching and learning strategies and focused note-taking.
- ❑ Pre-K experience is increasing and we are meeting our goals. This year our goal was 67%, we expect 69% of our incoming kindergarten students to have preschool experience.
- ❑ All four Early Release Days are focusing on professional development on Trauma-Informed Practices.
- ❑ 55% of the Class of 2019 graduated with 12 or more college credits. Our goal was 75%.
- ❑ Approximately 80-78% of our students are participating in one or more activities. We are meeting and exceeding this goal.