



# Strategic Plan Progress Report

March 9, 2020

## District Goal

By June of 2022, all students will be on track to graduate and be prepared with a plan for life beyond high school.

## Performance Indicator 2: District will have at least a 92% regular attenders rate.

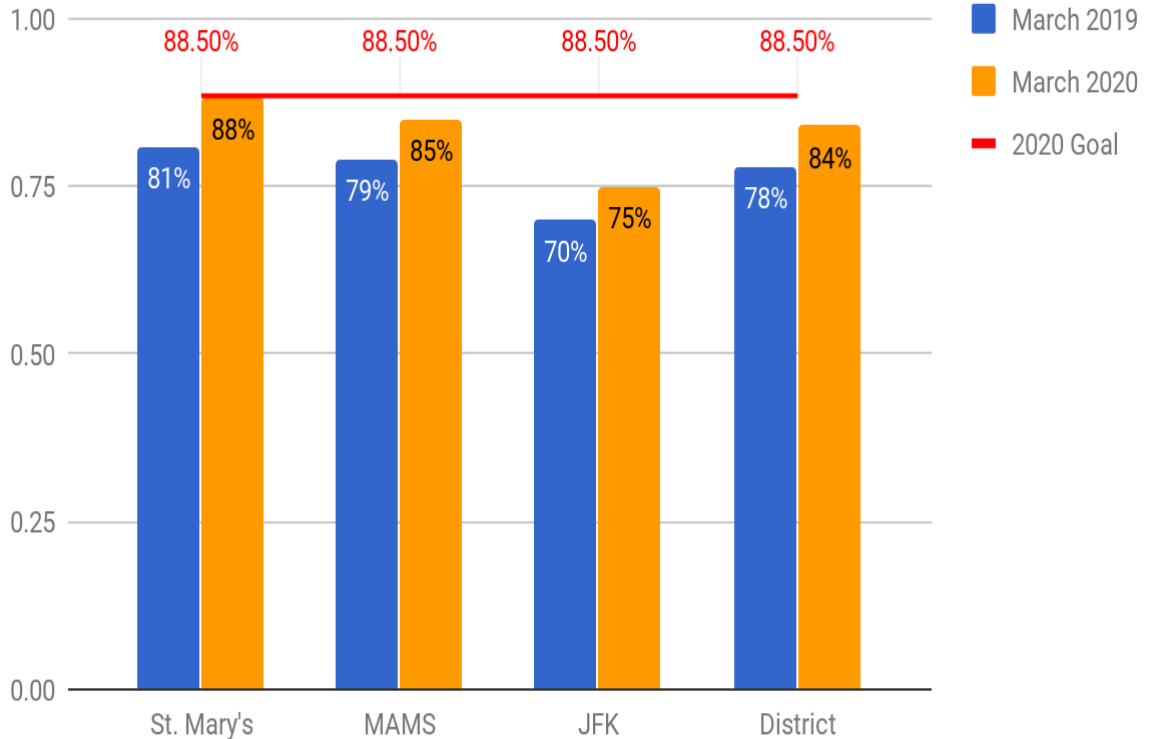
### What's Working:

- Bilingual staff in office at all times.
- Student voice in classroom culture through PAX GBG.
- Nudge Letters
- School-Wide attendance data updates in newsletter
- Additional Morning Greeters

### Not Working:

- Prizes for good attendance

### Winter Comparison 2019-2020 Goal for Regular Attenders



## Performance Indicator 3: All 9th graders earn 7.0 credits.

### 9th Grade - Class of 2023

- Current Enrollment - 70
- Number of Students that are on track to earn 7 Credits - **55**
- Percent of Students that are on track to earn 7 Credits - **78.5%**
- 2019-20 Goal is 95%, or 66 of 70 students.

*\*Data based on first semester grades of the 2019-2020 school year.*

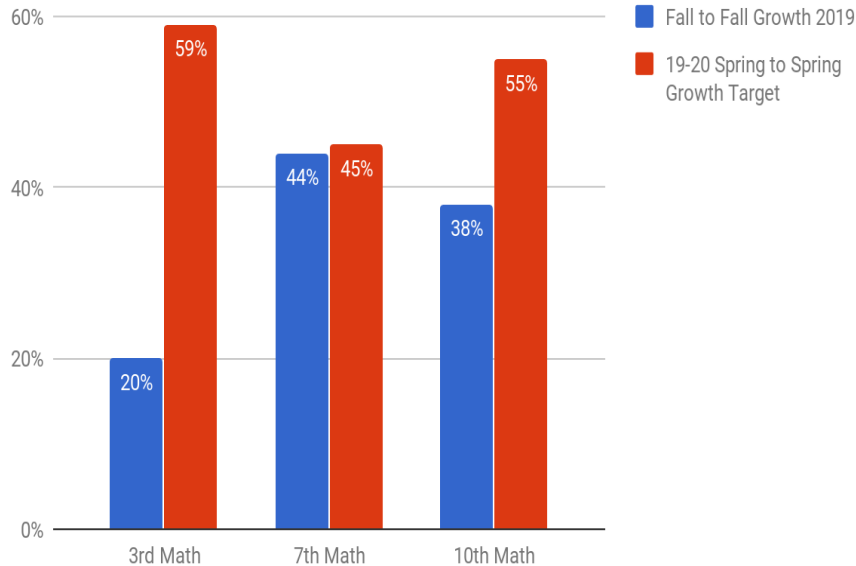
### Strategies for 2019-2020

- Some staff are allowing students additional opportunities to pass standards that were not passed during 1st semester.
- Algebra 1 teacher is telling students if they pass 2nd semester, she will change their 1st semester grade to passing.
- Some students have begun remediating their credits from 1st semester by enrolling in our new online platform, Edgenuity.

# Performance Indicator 5: Students in grades 3, 7, and 10 will meet growth goals on district-wide tests in reading and math. (Slide 1 of 2)

- JFK does not test in the Winter session.

Percent of Students Meeting Growth Goals (Math MAP)

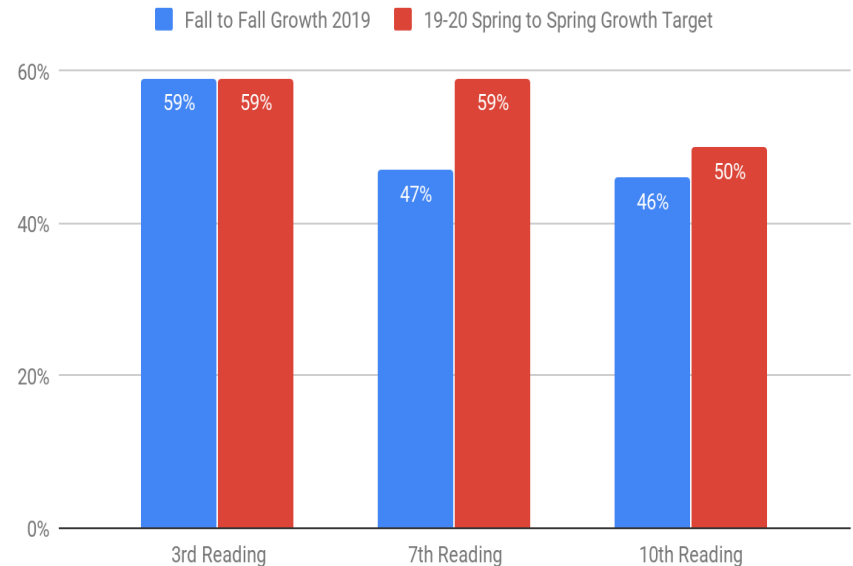


St. Mary's (3rd Grade Strategies)	MAMS
Including AVID strategies in math.	Reviewing MAP data & student growth targets in PLCs
Pre/Post Assessment Analysis in PLC	Identifying student needs & providing differentiated instruction
Flashcards with facts and word problem	Incorporating language supports for all students
Purchasing Number Corner for 2020-21 to provide additional application and practice	Providing after school office hours
	Adding Accelerated 7 Math Class

# Performance Indicator 5: Students in grades 3, 7, and 10 will meet growth goals on district-wide tests in reading and math. (Slide 2 of 2)

St. Mary's	MAMS
<p>Tracking Reading Fluency with NWEA MAP Fluency pilot in grades 1-2.</p> <p>St. Mary's MTSS Team attending ORTI Conference in April to learn about options for improving systems.</p>	<p>PLCs focused on cross-curricular critical reading strategies.</p> <p>Student growth conferences highlighting areas of strength &amp; opportunities for growth.</p> <p>Identifying student needs &amp; providing differentiated instruction. Student voice in instructional activities.</p> <p>Providing after school office hours.</p> <p>Data driven decision making within PLC</p>
<p><b>JFK</b></p>	<p>JFK uses data from these assessments as one of many data points to determine levels of support students may need.</p> <p>JFK does not test in the Winter session.</p>

Percent of Students Meeting Growth Goals (Reading MAP)



## Performance Indicator 7:

All high school students will earn a minimum of 6 CTE credits upon graduating.

Class of 2020 Goal is 4 CTE Credits	Class of 2021 Goal is 5 CTE Credits	Class of 2022 Goal is 6 CTE Credits
--	--	--

	Total # of Credits Earned	# of Students Enrolled	Average Credits Earned per Student
Class of 2020	156.5	44	3.5
Class of 2021	93.5	41	2.2
Class of 2022	41.5	34	1.2

## Performance Indicator 10: Graduation Rate of 100% by 2022.

	# of Students On-Track	# of Enrolled Students	% of Students On-Track	Strategic Plan Goal
Class of 2020	38	44	86.4	85%
Class of 2021	36	41	87.8	89%
Class of 2022	28	34	82.3	100%
Class of 2023	55	72	76.4	



## Performance Indicator 10: Graduation Rate of 100% by 2022.

**What specific strategies are being implemented or planned at each level to get students on track?**

- ❑ Early identification of struggling students.
  - ❑ Identify students after the first progress report and create a plan, with the student and parent to provide the necessary levels of support.
  - ❑ Monitor student progress to ensure supports are working.
- ❑ Provide students that fail a course an avenue to recover the credit.
  - ❑ Enroll students in our new credit recovery online platform, Edgenuity.
  - ❑ Students can retake the course the failed.
  - ❑ Enroll students in Graduation Alliance (pending).
- ❑ Graduation Coach and/or Counselor meet with students weekly to determine academic progress and provide needed supports.
- ❑ Staff analyze student data during PLC time to determine best ways to support struggling students.