



Regular Meeting Agenda

Saltar's Point Elementary School 908 Third Street Steilacoom, Washington

STUDY SESSION: The School Board will convene the study session at 5:15 pm to conduct a walk-through of Saltar's Point Elementary Modular Building. At 6:00 pm the study session will continue in the Saltar's Point Library to discuss the proposed Transportation Facility, the Board agenda and to have a brief dinner. No decision making is undertaken. These study sessions are open to the Public; however, food is not provided for the general public.

10/9/2013 7:00 PM

I. CALL TO ORDER

(Vote)

- A. Pledge of Allegiance
- B. Roll Call
- C. Approval of Agenda

II. COMMENTS FROM THE AUDIENCE

(Information)

Members of the audience wishing to comment on specific items on this agenda will be allowed to comment briefly during the Comments From the Audience portion of the agenda. Those wishing to speak will please sign the Speaker List in order to be recognized by the Board. **Please limit your comments to three (3) minutes.** The Board will not entertain comments during any other part of the meeting. Remarks of a negative nature singling out specific employees, other than the Board or Superintendent, will be heard in executive session following the business meeting. The Board reserves the right to terminate presentations containing personal attacks on individuals.

III. PRESENTATIONS

(Information)

1. State Assessment Results

(Information)

Presenter: Susan Greer

Spring 2013 State Test Results.pdf (p. 3)

2. School Improvement Planning Process

(Information)

Presenter: Julie Wright

School Improvement Planning Process 10 9 13.pdf (p. 39)

IV. APPROVAL OF MINUTES

(Vote)

Minutes 9.25.13.pdf (p. 54)

V. CONSENT AGENDA

(Vote)

The purpose of the consent agenda is to reduce time going through motion, second and voting on issues of common consent. Any Board member can ask for any item to be removed from the consent agenda. There is no discussion of items on the consent agenda. By motion of the Board, remaining items are approved without discussion as part of the consent agenda. Discussion of items removed from the consent agenda occurs immediately following action on the consent agenda.

Approval of September and October 2013 Accounts Payable.pdf (p. 57)
Approval of Certificated Personnel Report.pdf (p. 95)
Approval of Coaching Personnel Report.pdf (p. 96)
Approval of Old Pioneer Gym Surplus Items.pdf (p. 97)
Approval of SHS DECA Field Trip.pdf (p. 98)

VI. OLD BUSINESS

1. Resolution 807-10-09-13, Final Acceptance Saltar's Point Modular Building

(Vote)

Presenter: Jim Brittain

Saltars Point Modular Resolution.pdf (p. 100)

2. Resolution 808-10-06-13, Attendance of Newly Elected Board Directors to WSSDA Conference

(Vote)

Presenter: Sam Scott

808-10-09-13 Approve Newly Elected Directors to WSSDA Conference.pdf (p. 102)

VII. NEW BUSINESS

1. Capital Facilities Plan 2012-2018 Review

(Information)

2012-2018 SHSD Cap Fac Plan Final.pdf (p. 103)
Current Facilities Projects.pdf (p. 141)

2. First Reading of Policy 3115, Homeless Students: Enrollment Rights and Services

(Vote)

Presenter: Susanne Beauchaine

Policy 3115.pdf (p. 154)

VIII. COMMENTS FROM THE AUDIENCE

(Information)

Members of the audience wishing to comment on specific items on this agenda will be allowed to comment briefly during the Comments From the Audience portion of the agenda. Those wishing to speak will please sign the Speaker List in order to be recognized by the Board. **Please limit your comments to three (3) minutes.** The Board will not entertain comments during any other part of the meeting. Remarks of a negative nature singling out specific employees, other than the Board or Superintendent, will be heard in executive session following the business meeting. The Board reserves the right to terminate presentations containing personal attacks on individuals.

IX. BOARD COMMUNICATION

(Information)

X. ANNOUNCEMENTS

(Information)

XI. ADJOURNMENT

(Vote)

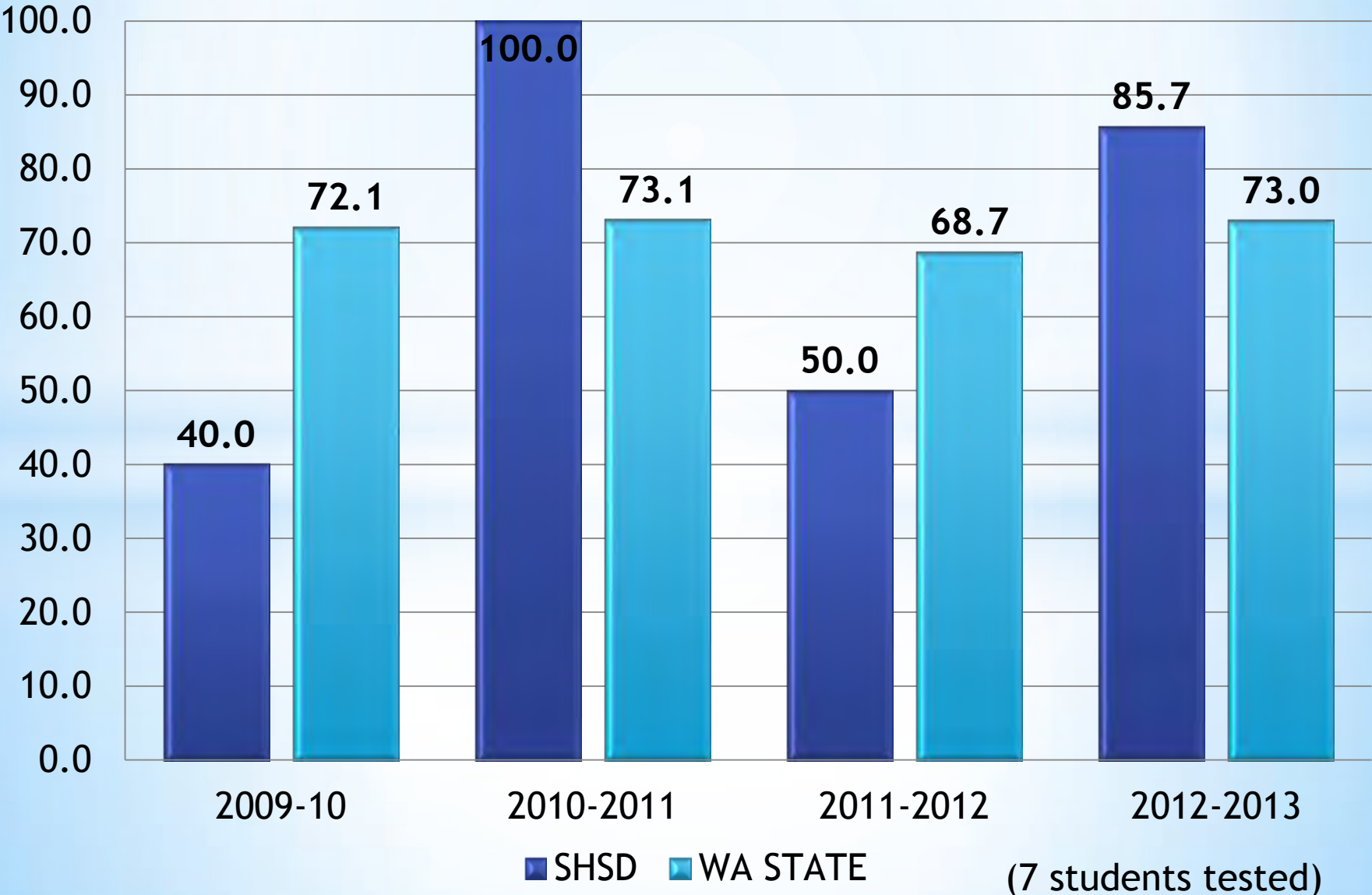
Regularly scheduled meetings of the Board of Directors of the Steilacoom Historical School District are digitally recorded.

**2013 SHSD
Spring
MSP/HSPE/EOC**

Elementary Schools

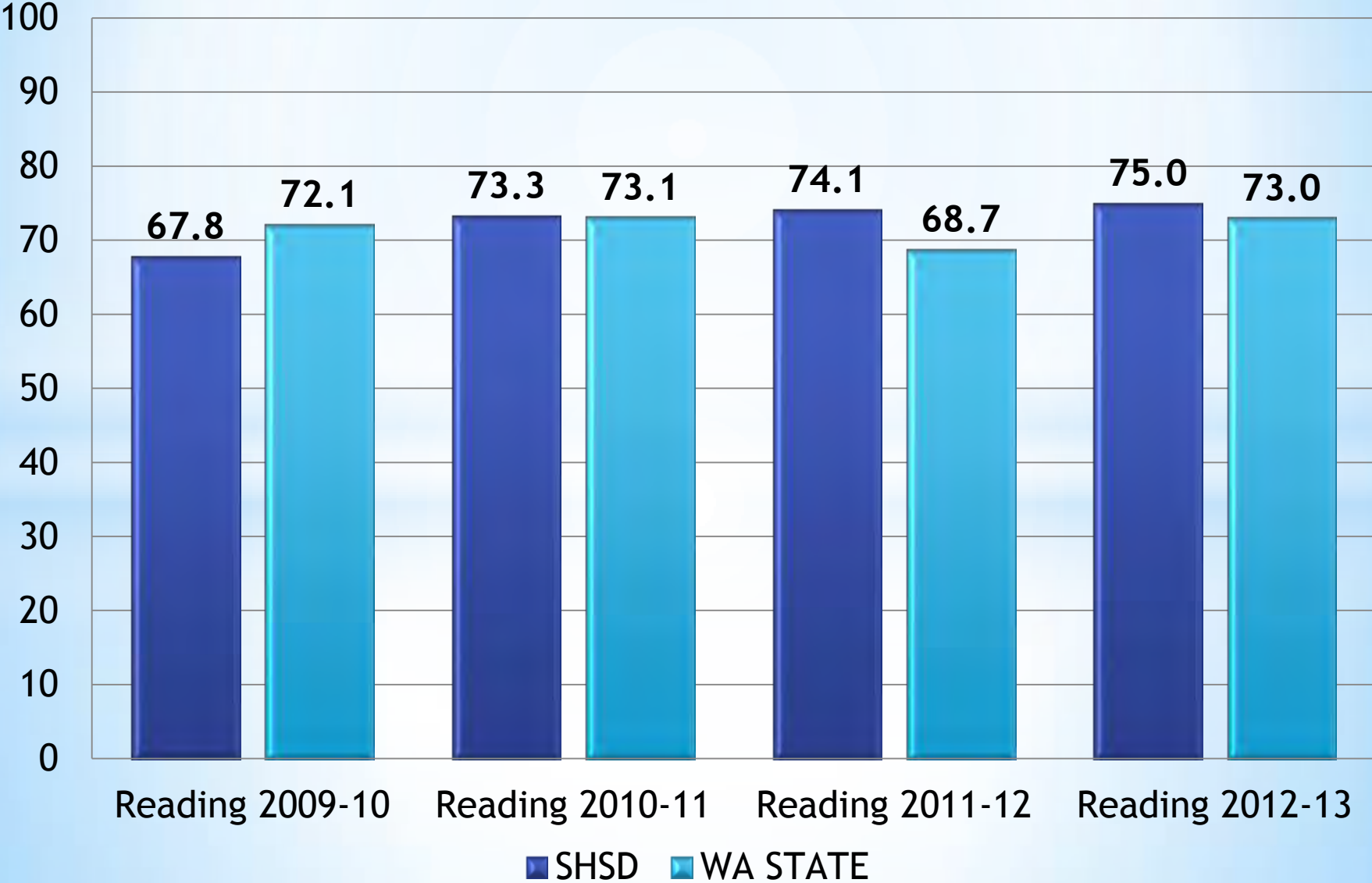
Reading

Anderson Island
Grade 3



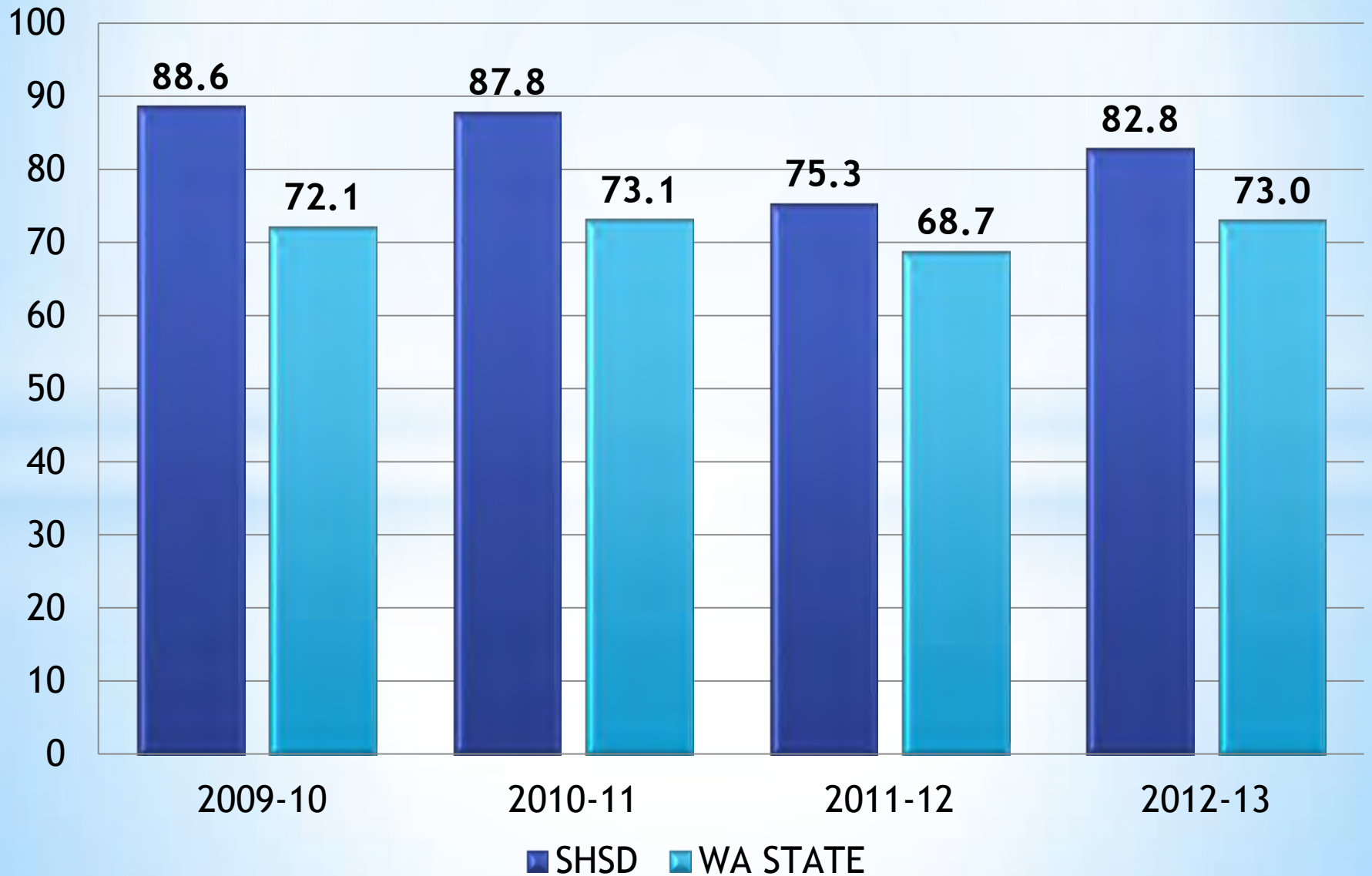
Reading

Cherrydale
Grade 3



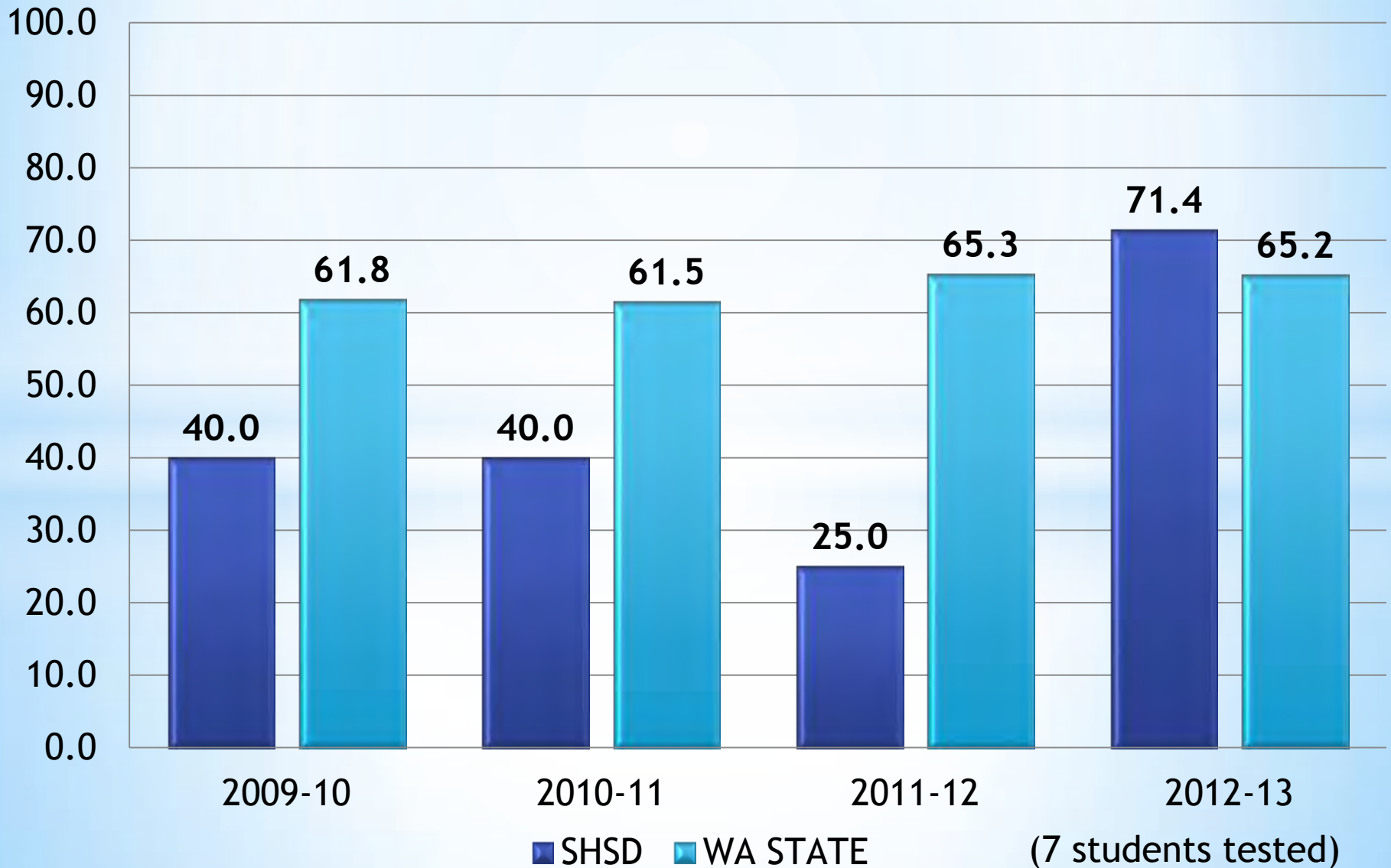
Reading

Chloe Clark
Grade 3



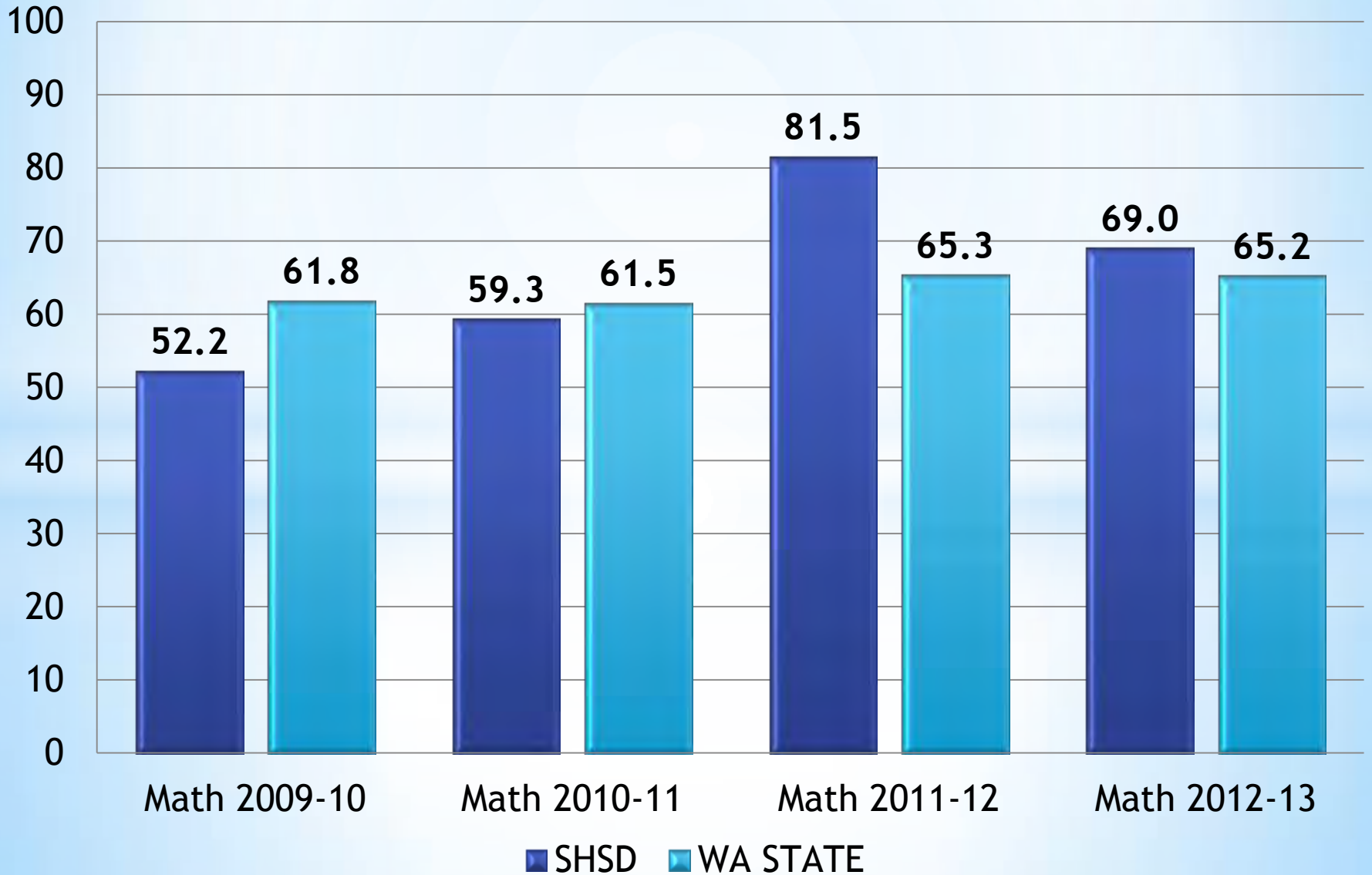
Math

Anderson Island
Grade 3



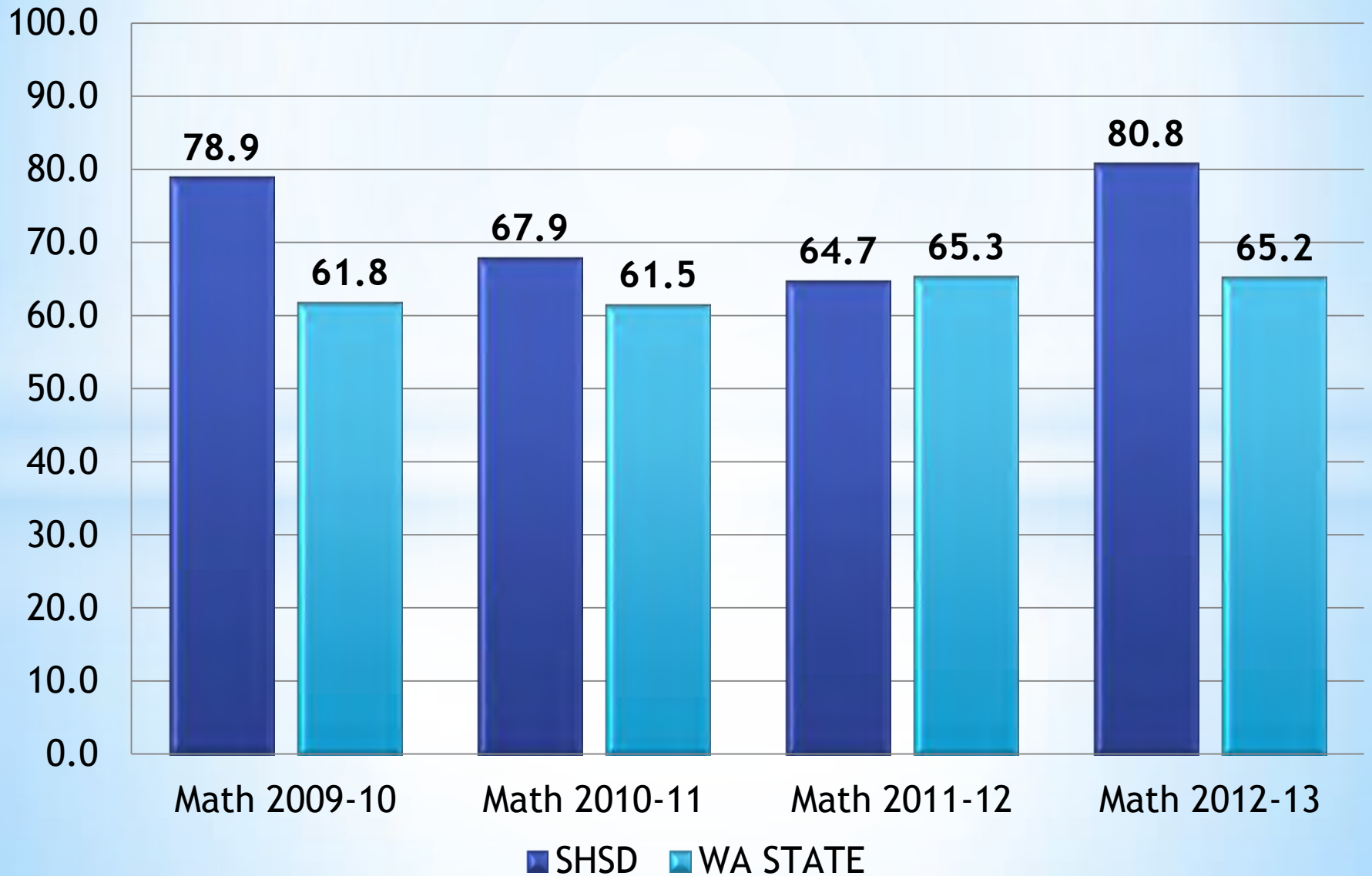
Math

Cherrydale
Grade 3



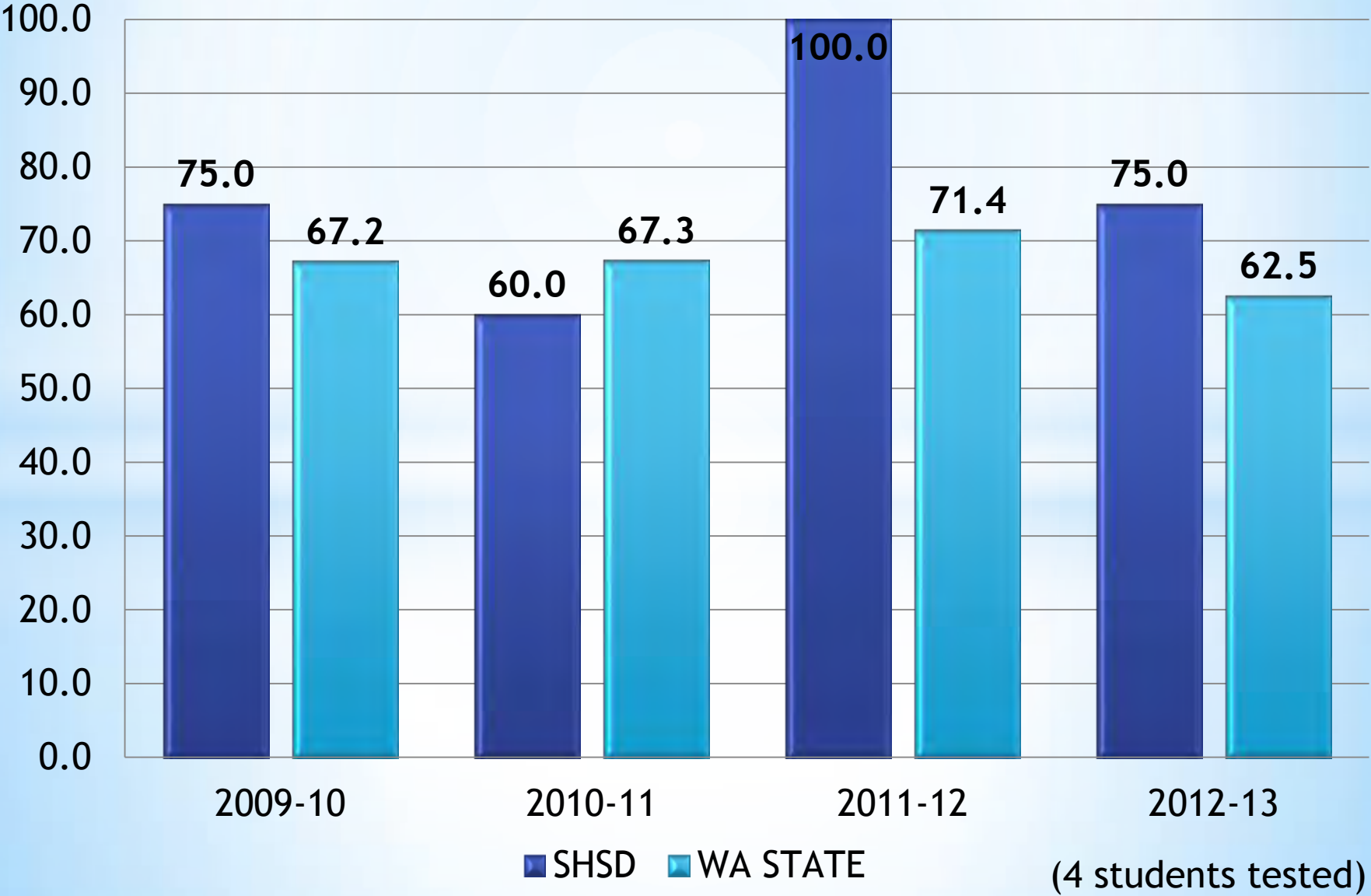
Math

Chloe Clark
Grade 3



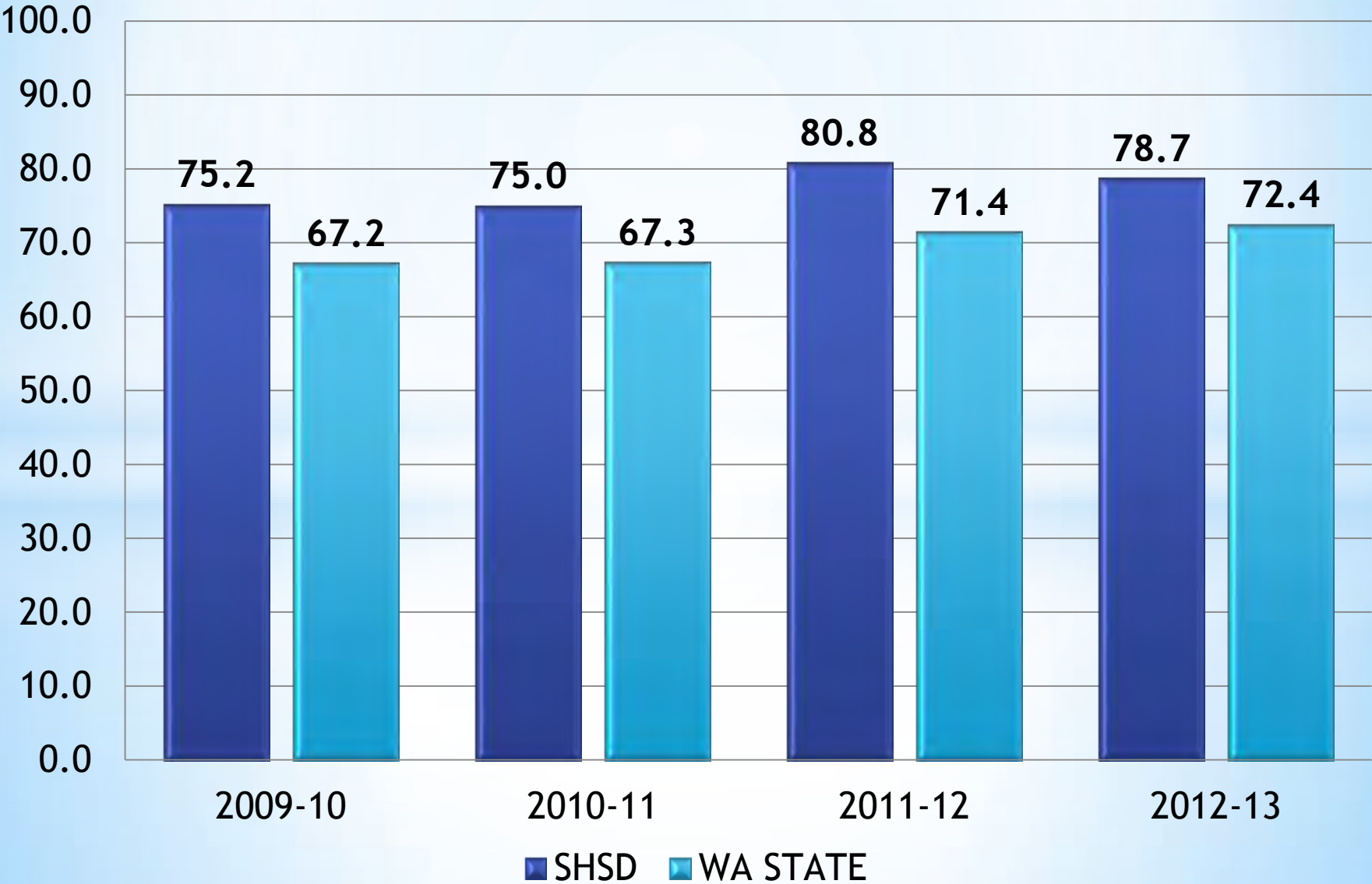
Reading

Anderson Island
Grade 4



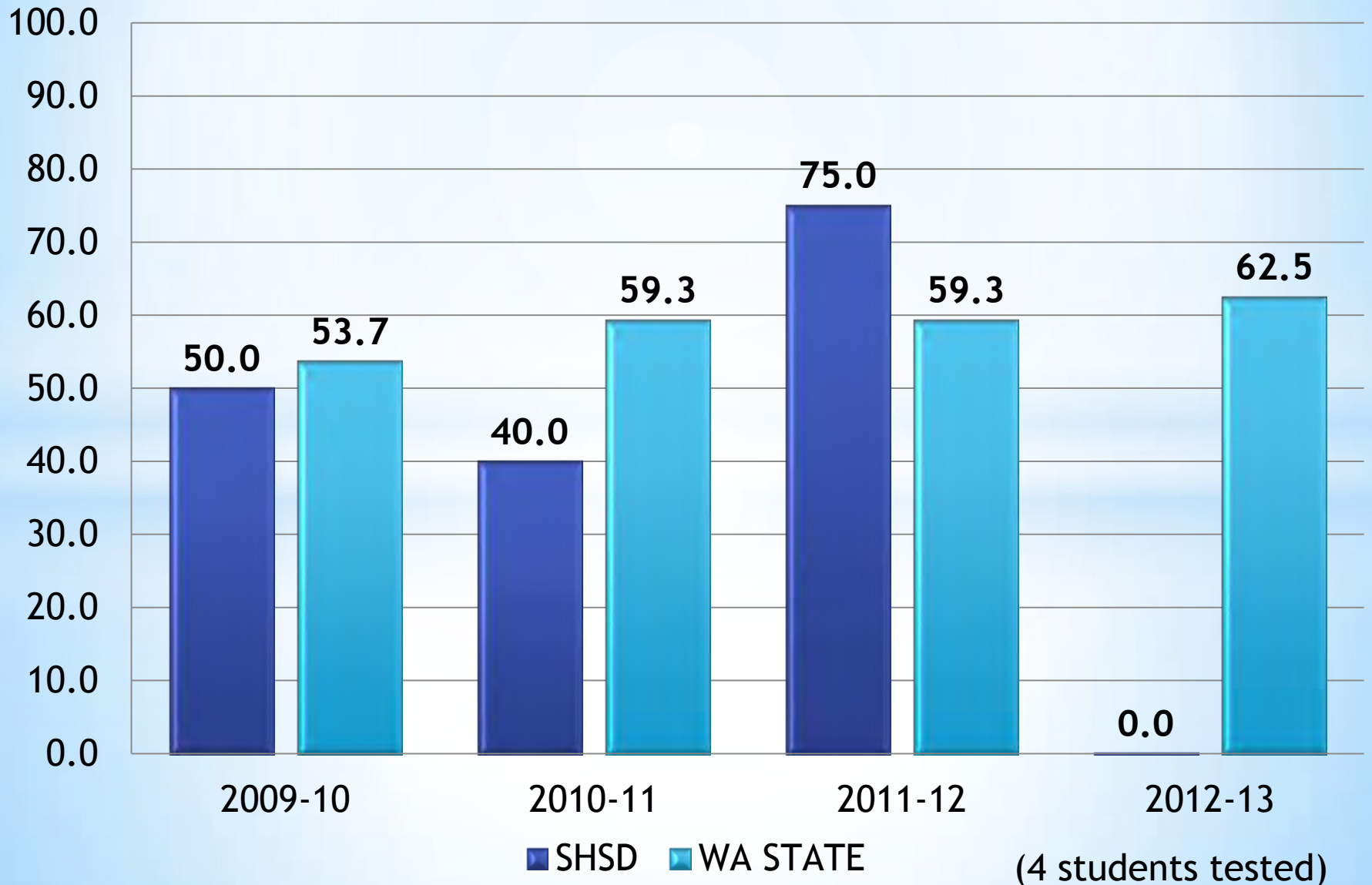
Reading

Saltar's Point
Grade 4



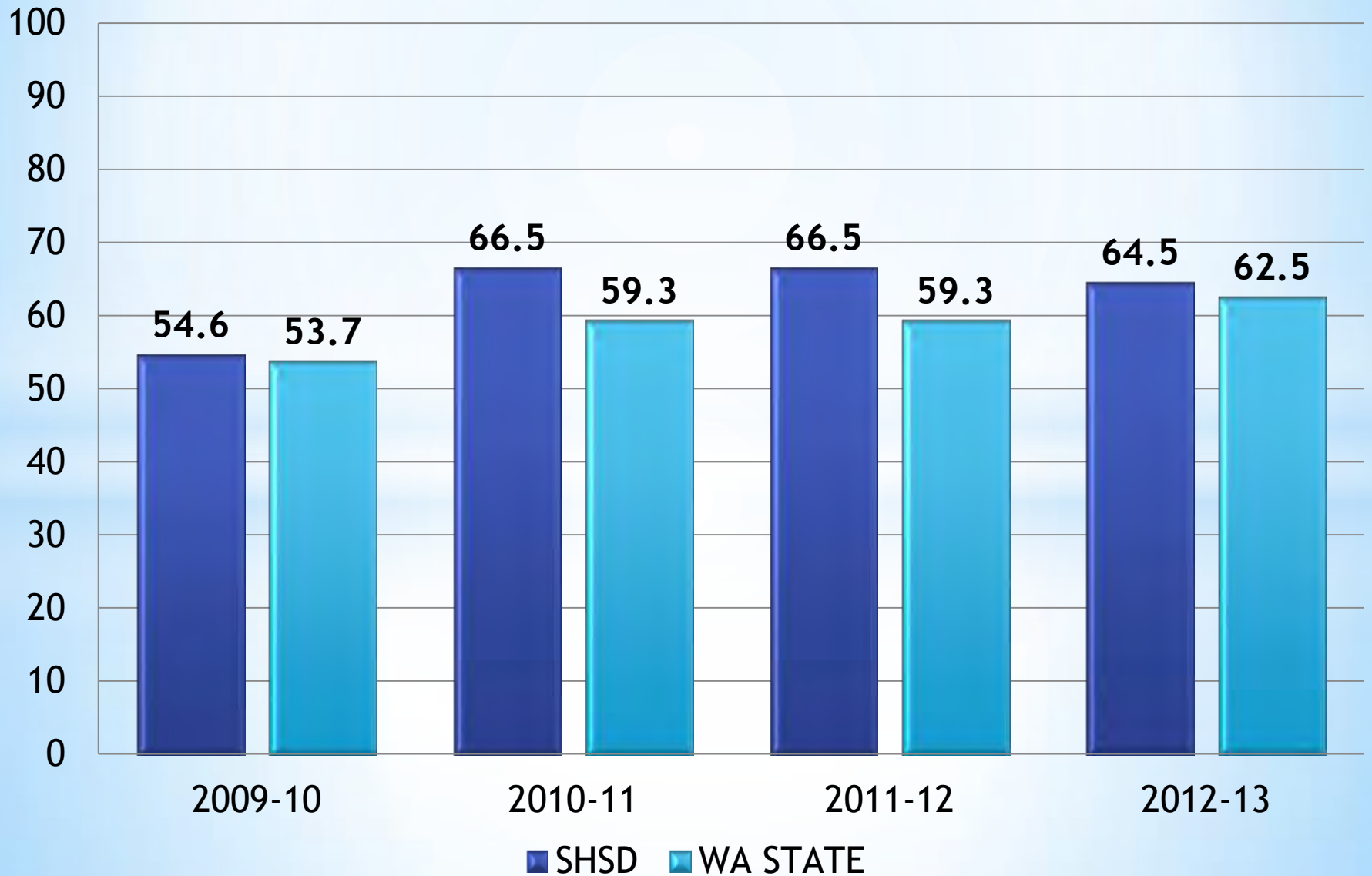
Math

Anderson Island
Grade 4



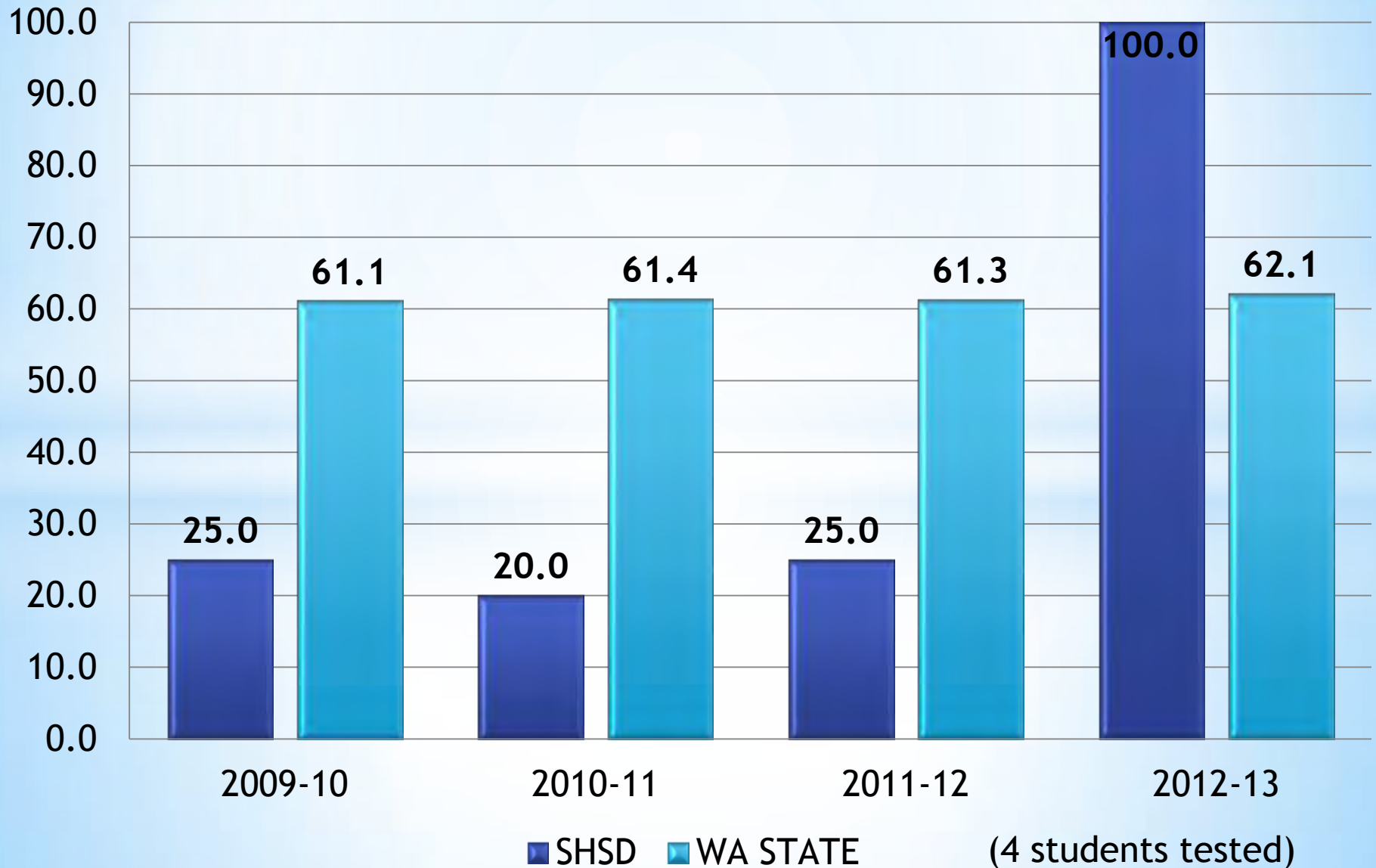
Math

Saltar's Point
Grade 4



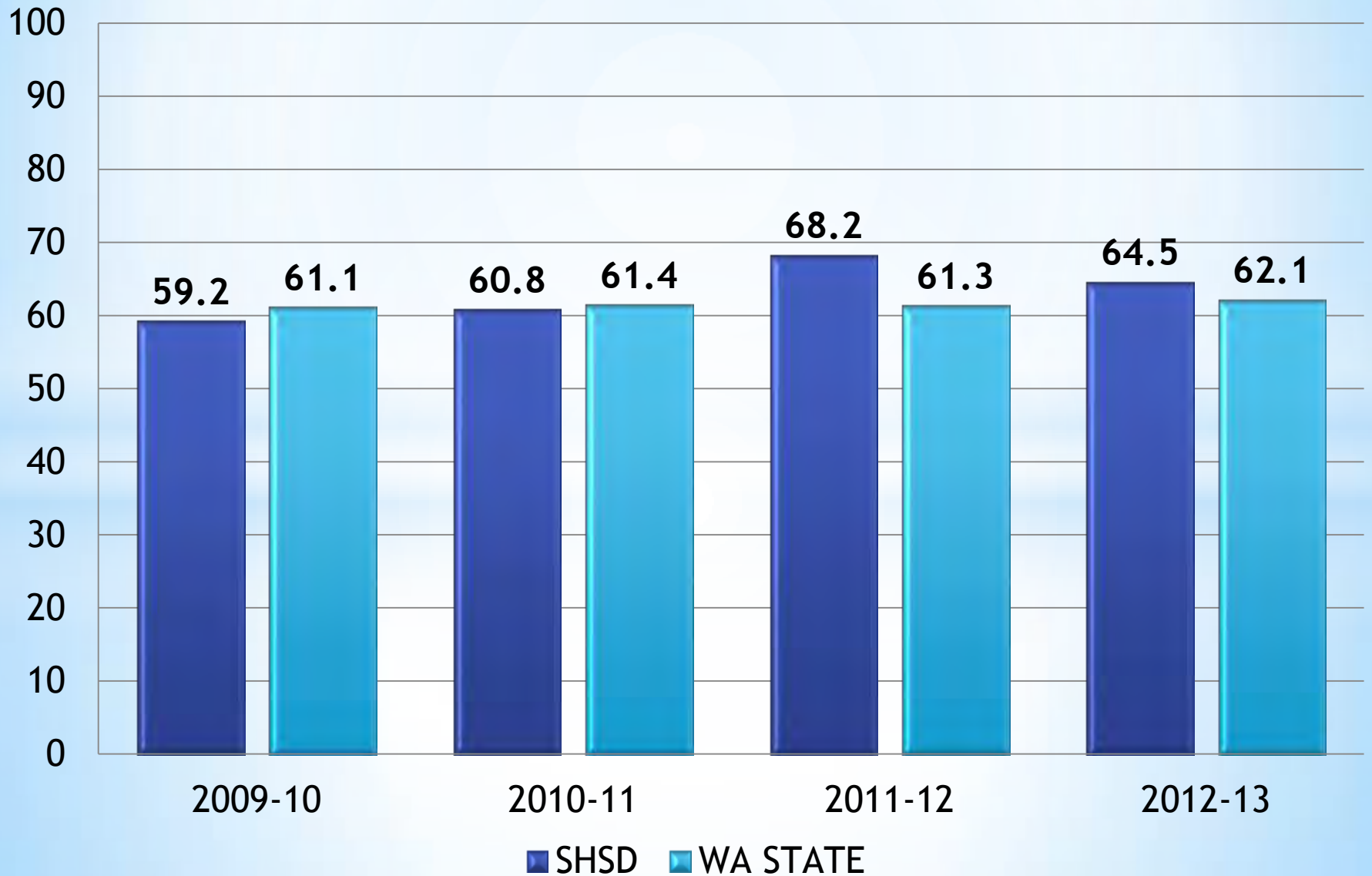
Writing

Anderson Island
Grade 4



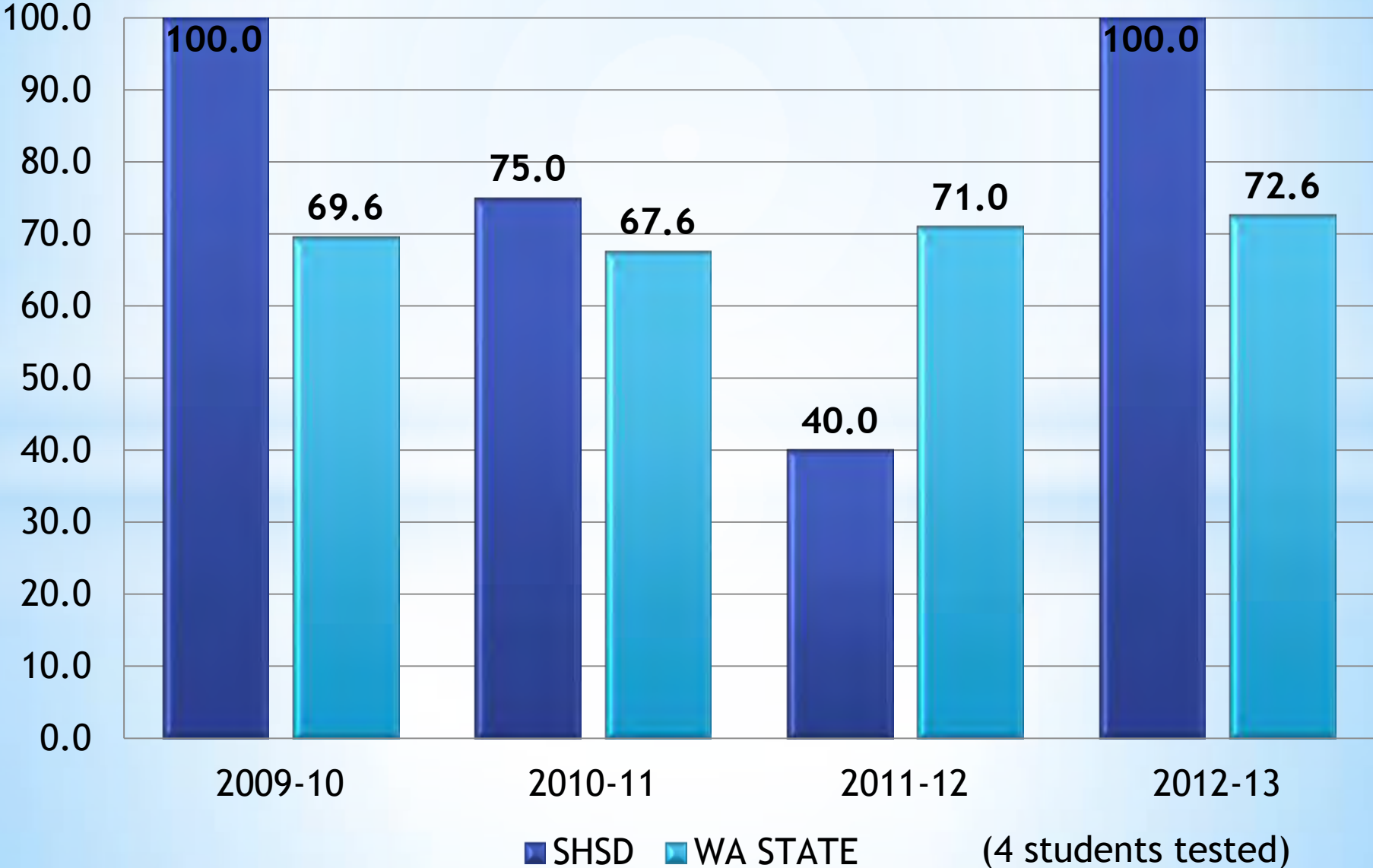
Writing

Saltar's Point
Grade 4



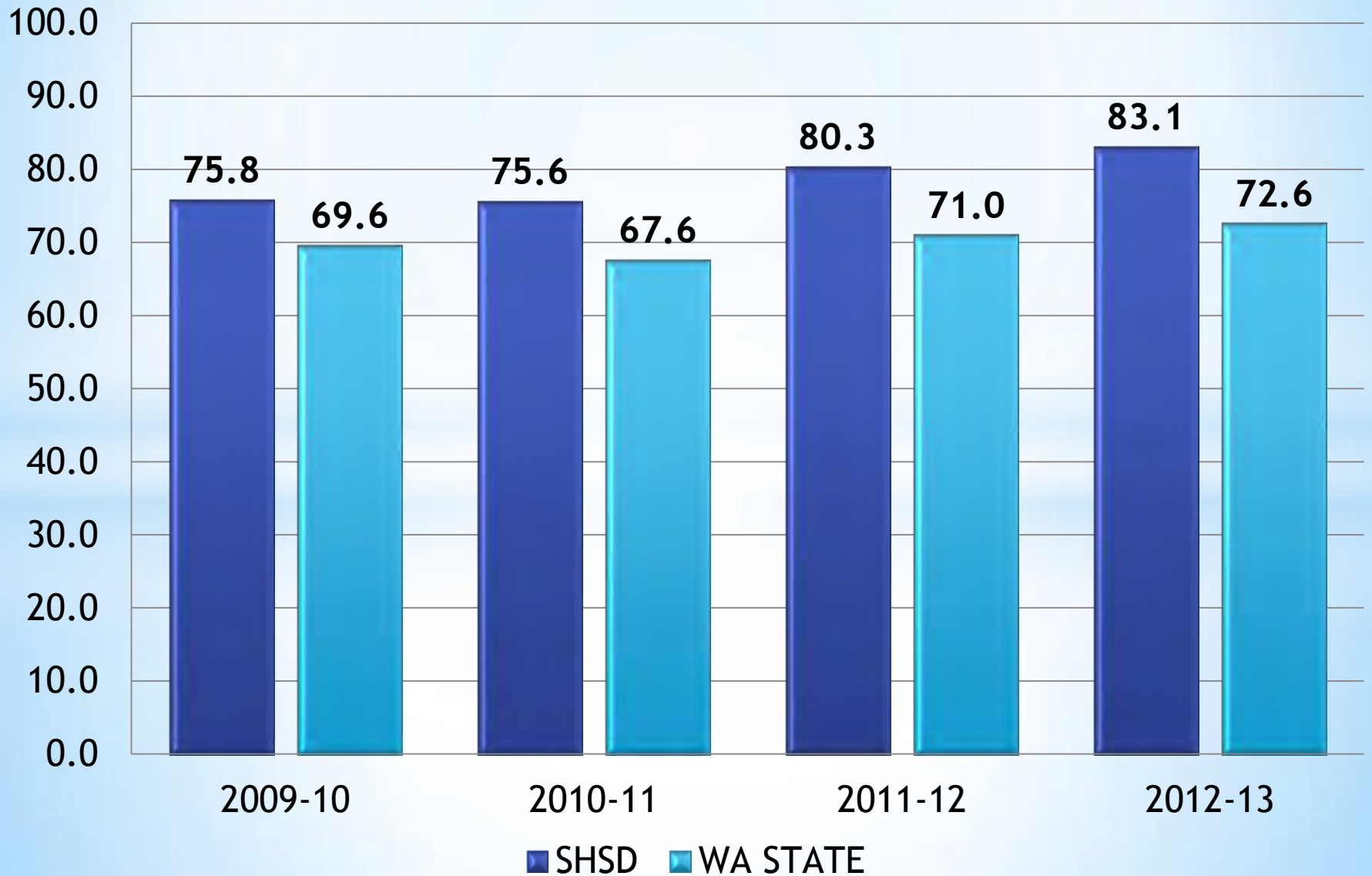
Reading

Anderson Island
Grade 5



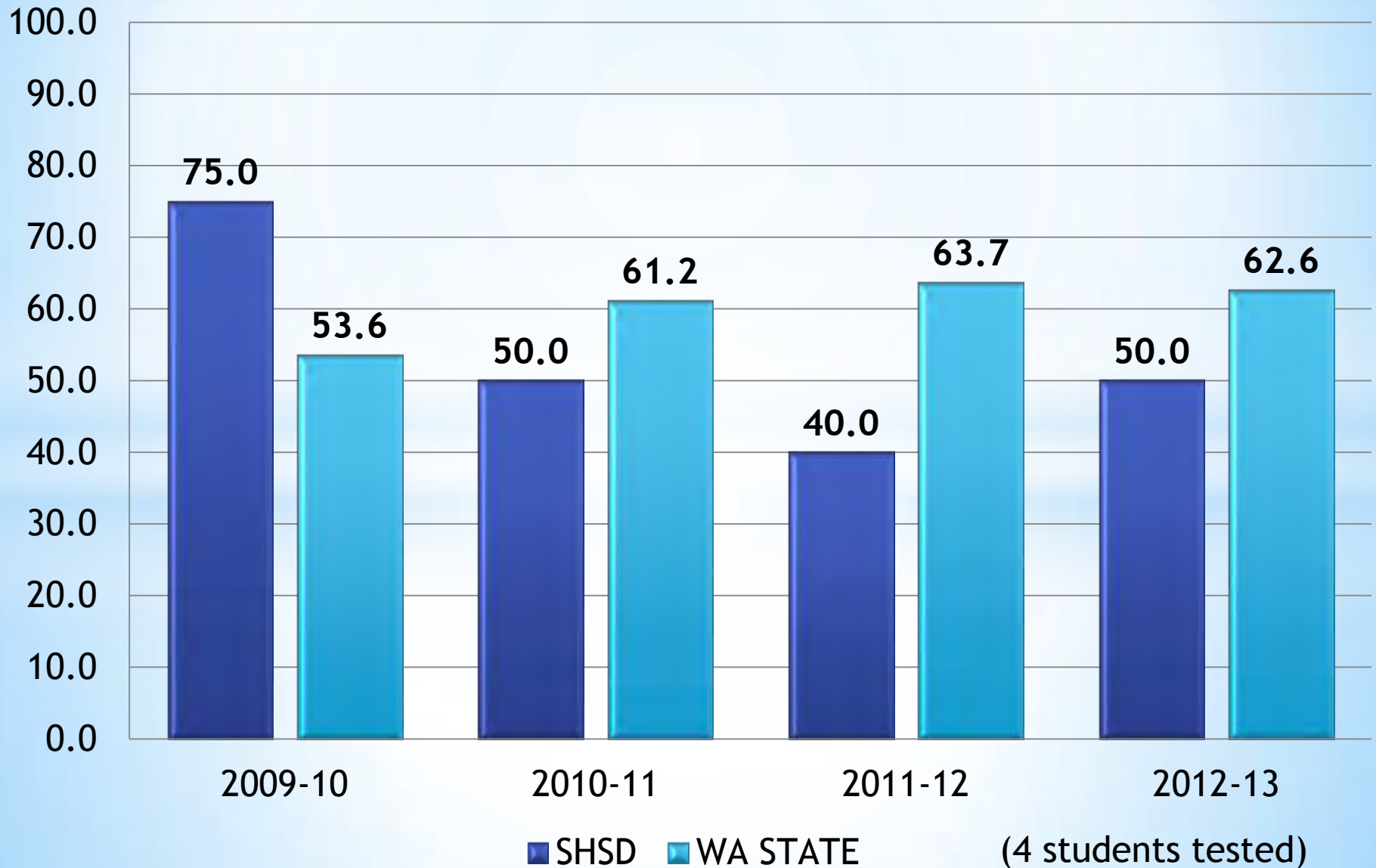
Reading

Saltar's Point
Grade 5



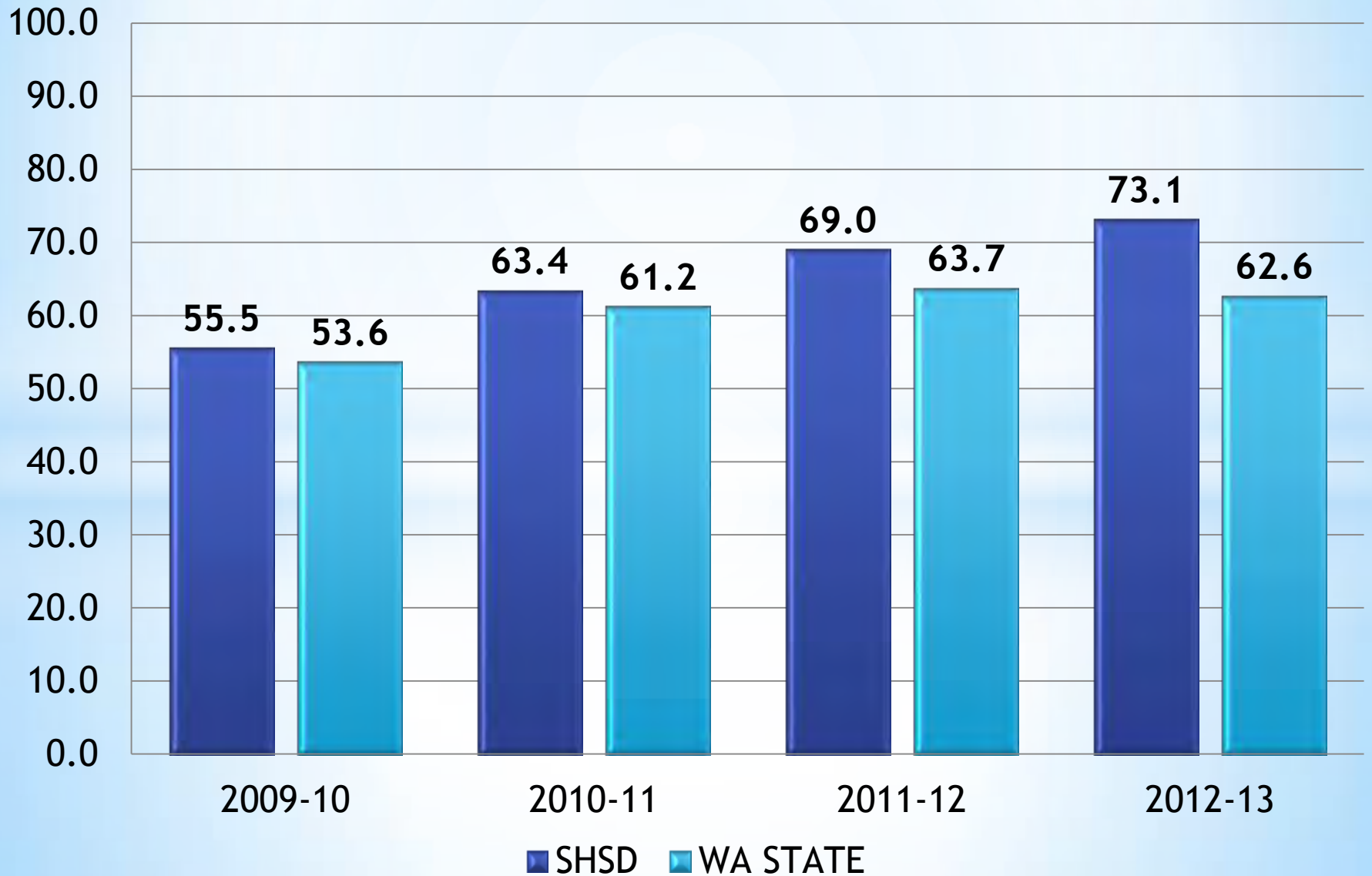
Math

Anderson Island
Grade 5



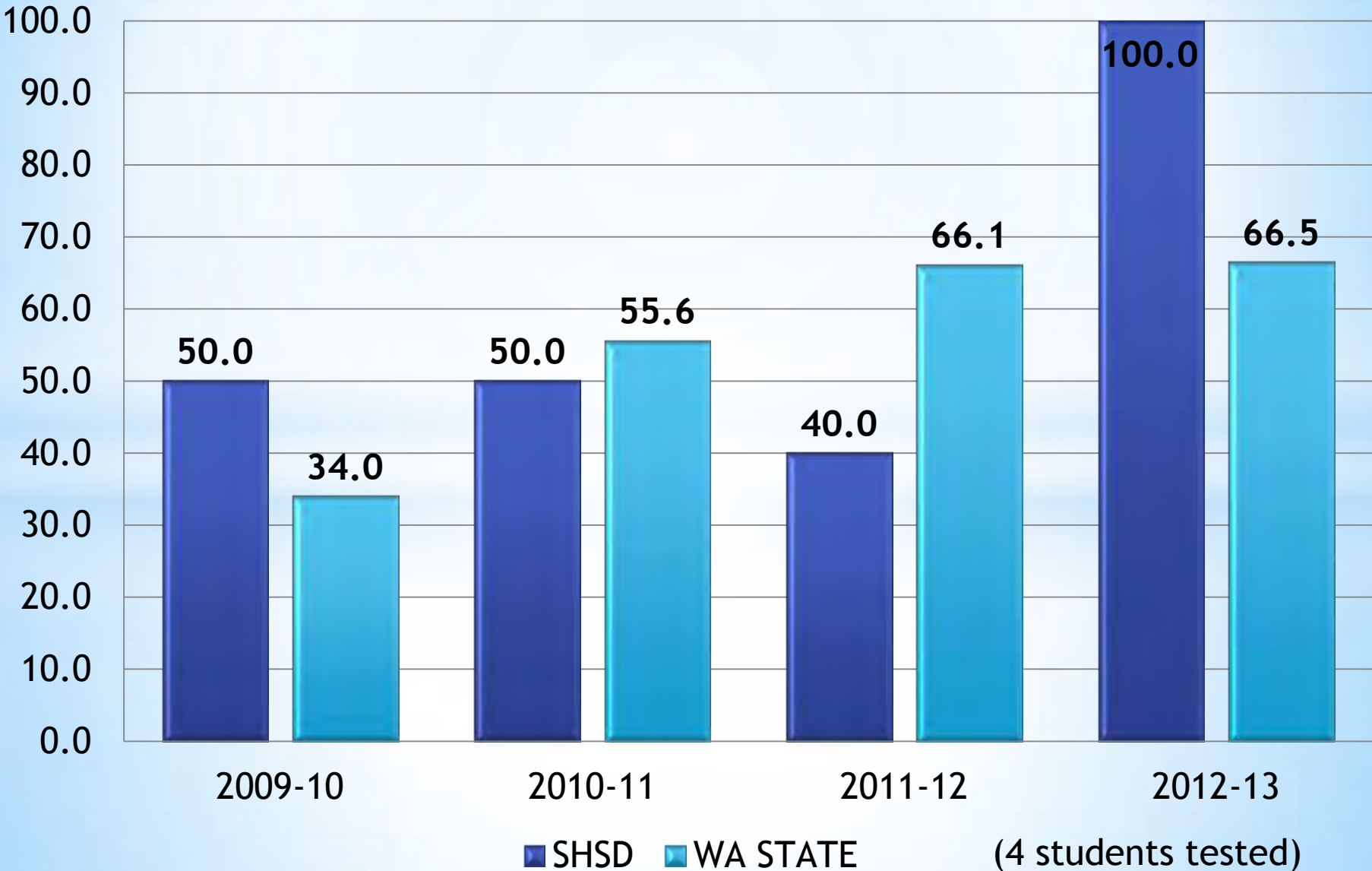
Math

Saltar's Point
Grade 5



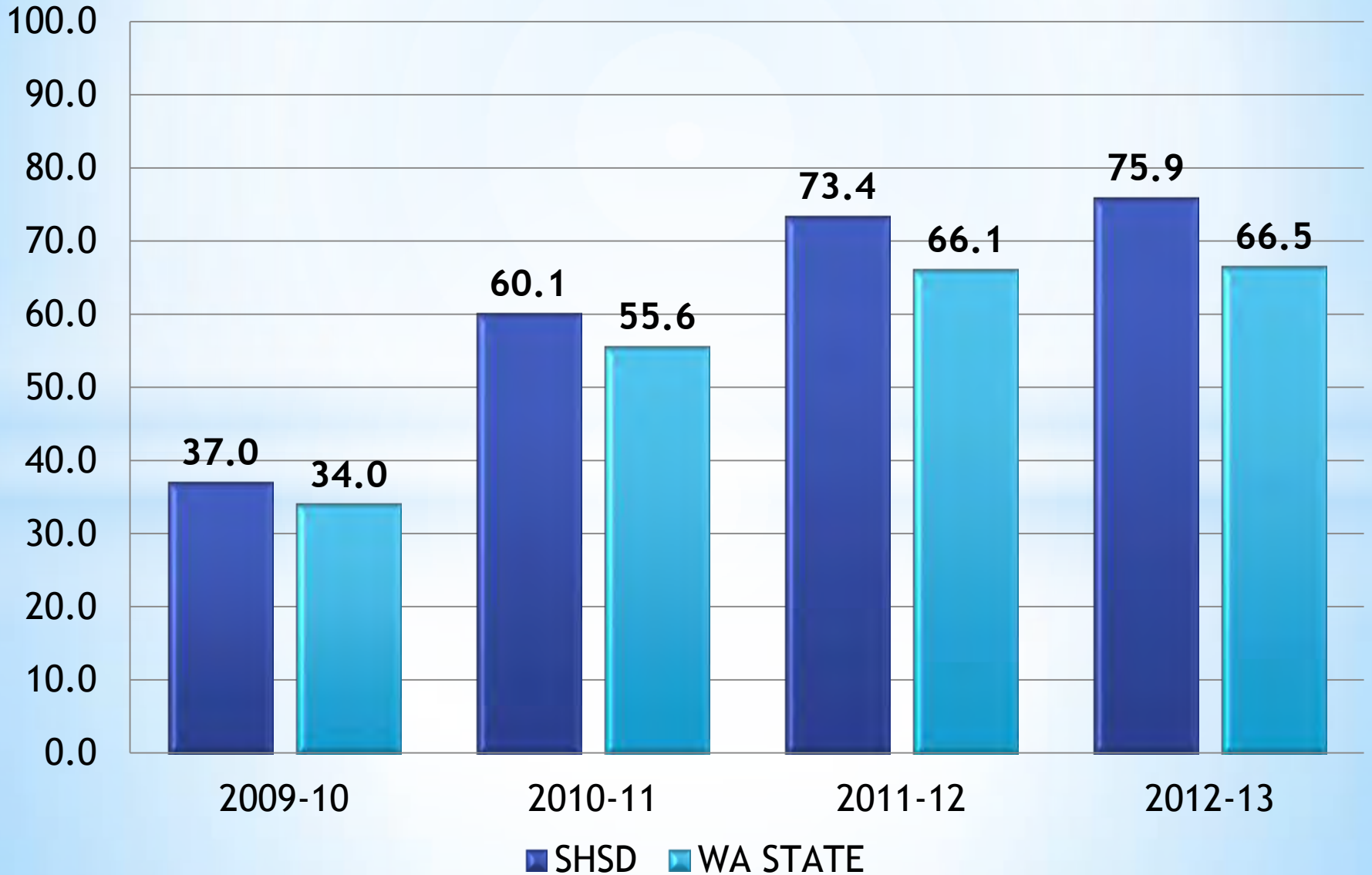
Science

Anderson Island
Grade 5



Science

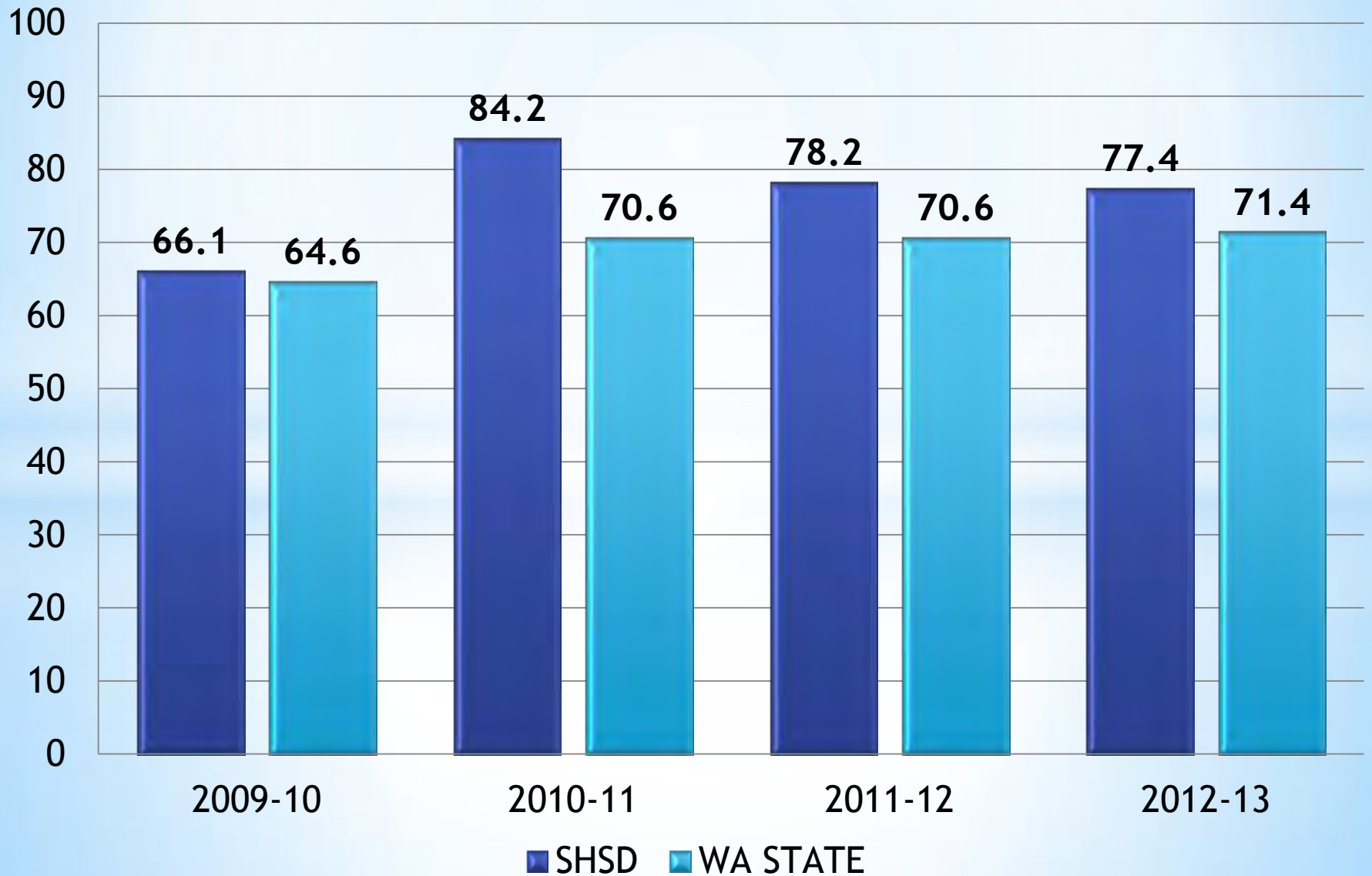
Saltar's Point
Grade 5



Middle School

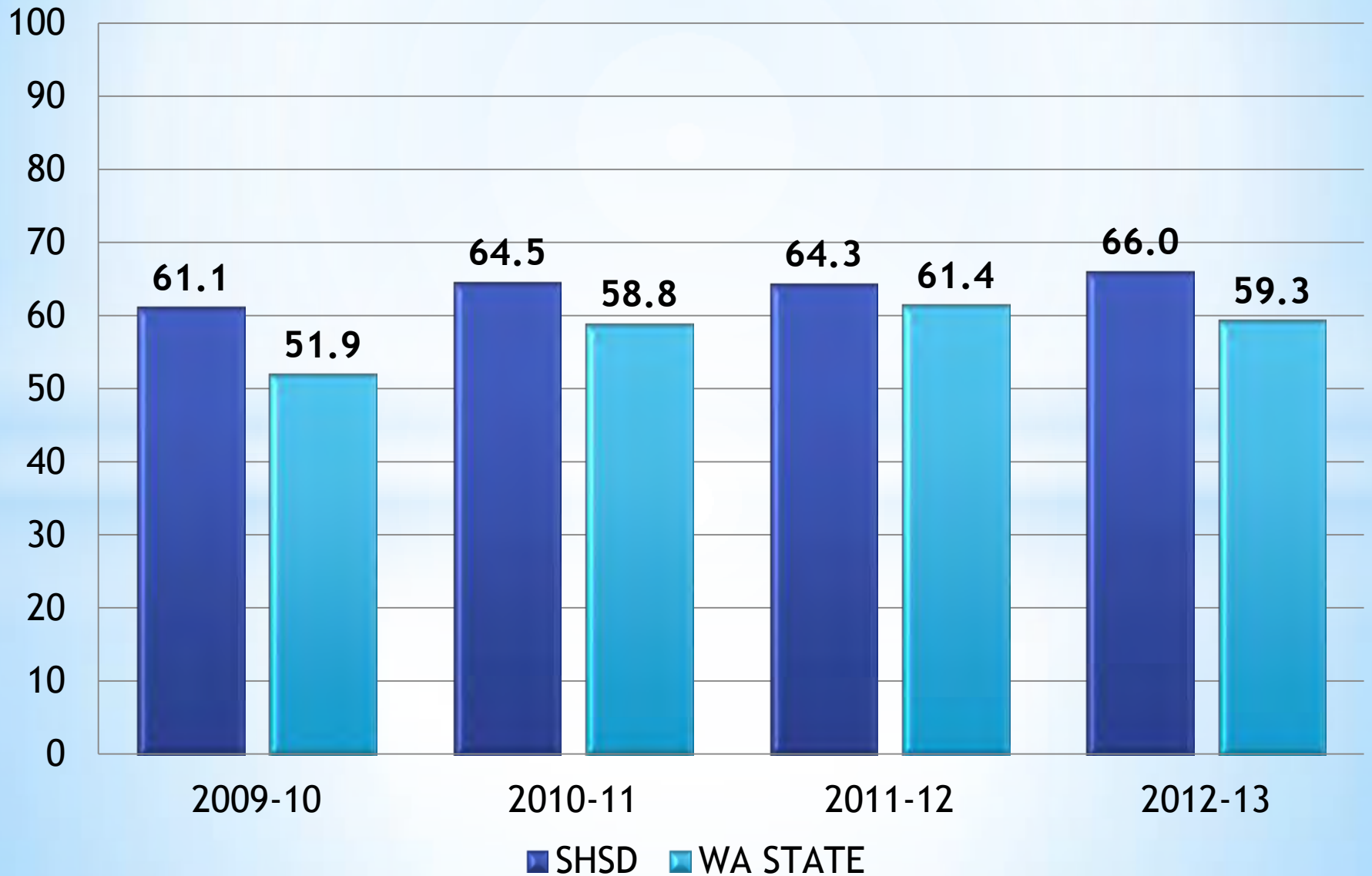
Reading

Pioneer
Grade 6



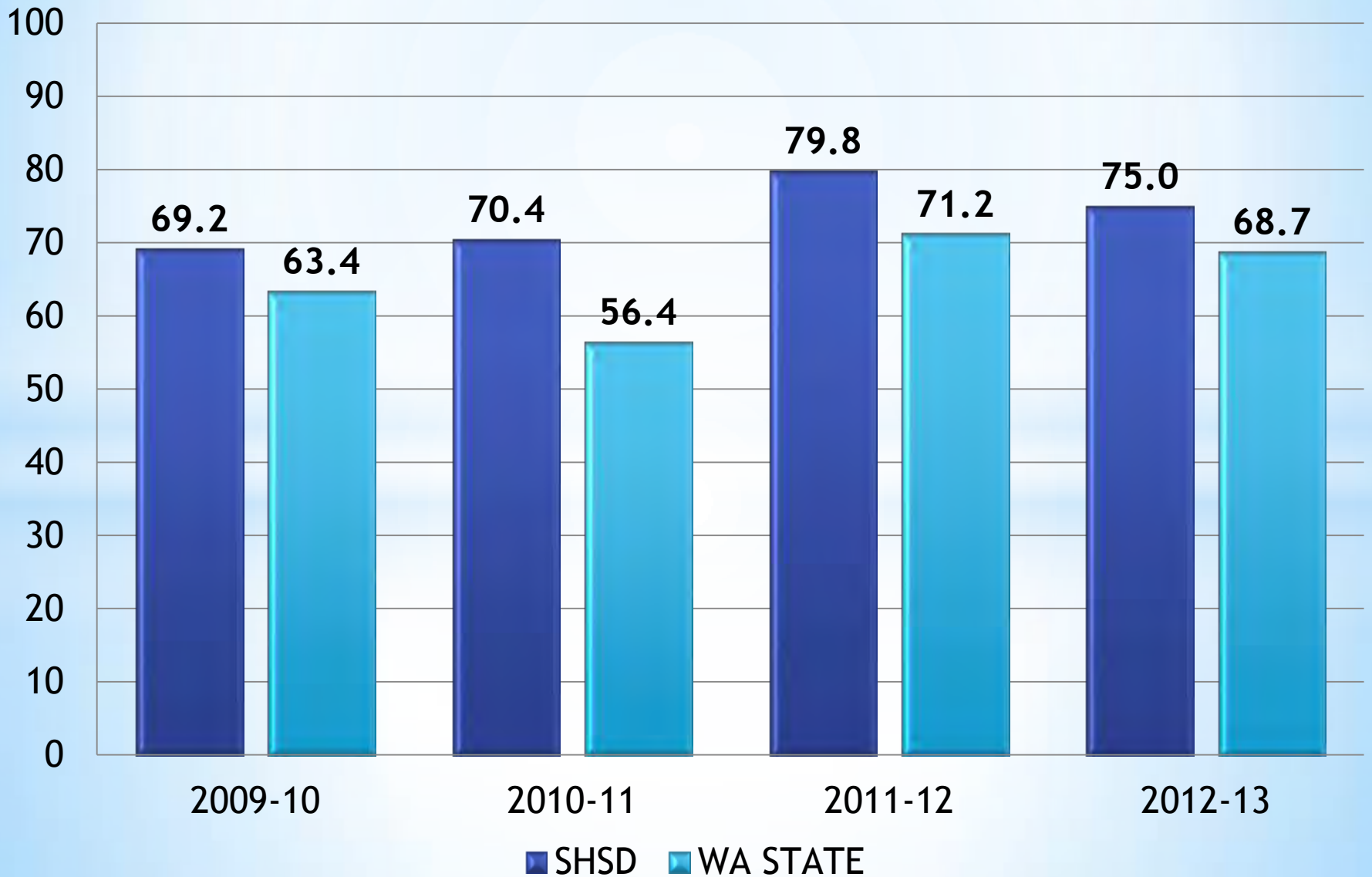
Math

Pioneer
Grade 6



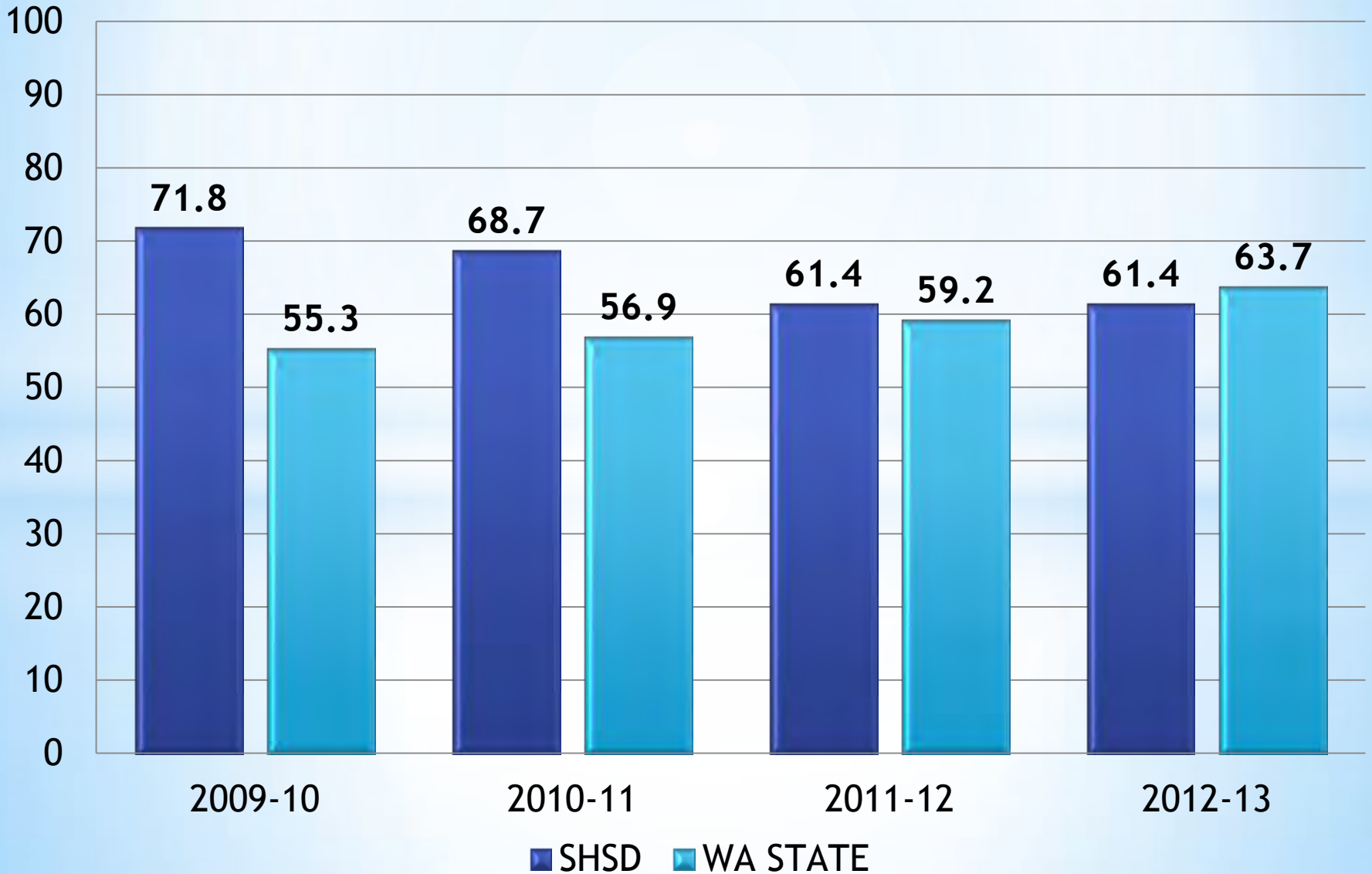
Reading

Pioneer
Grade 7



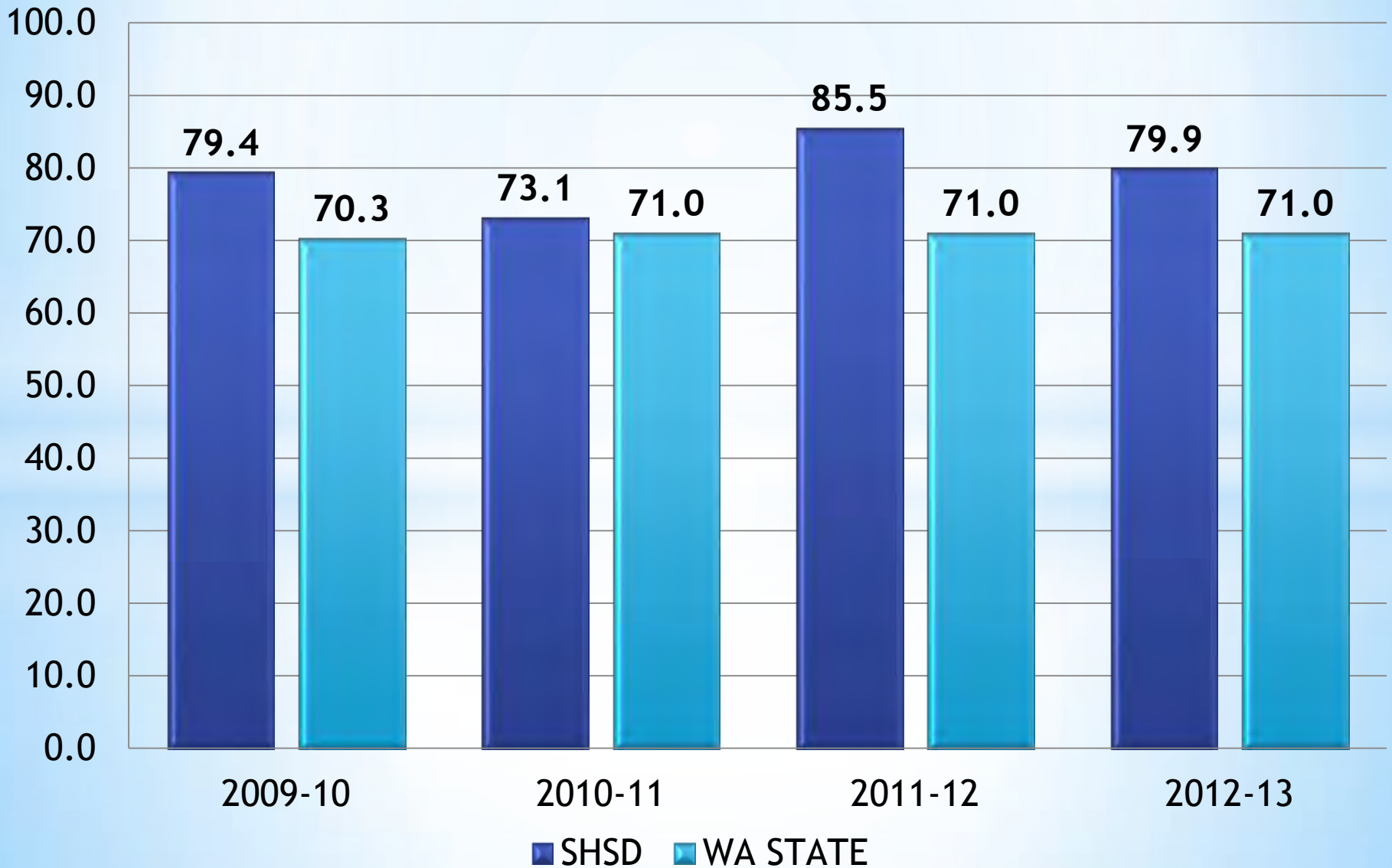
Math

Pioneer
Grade 7



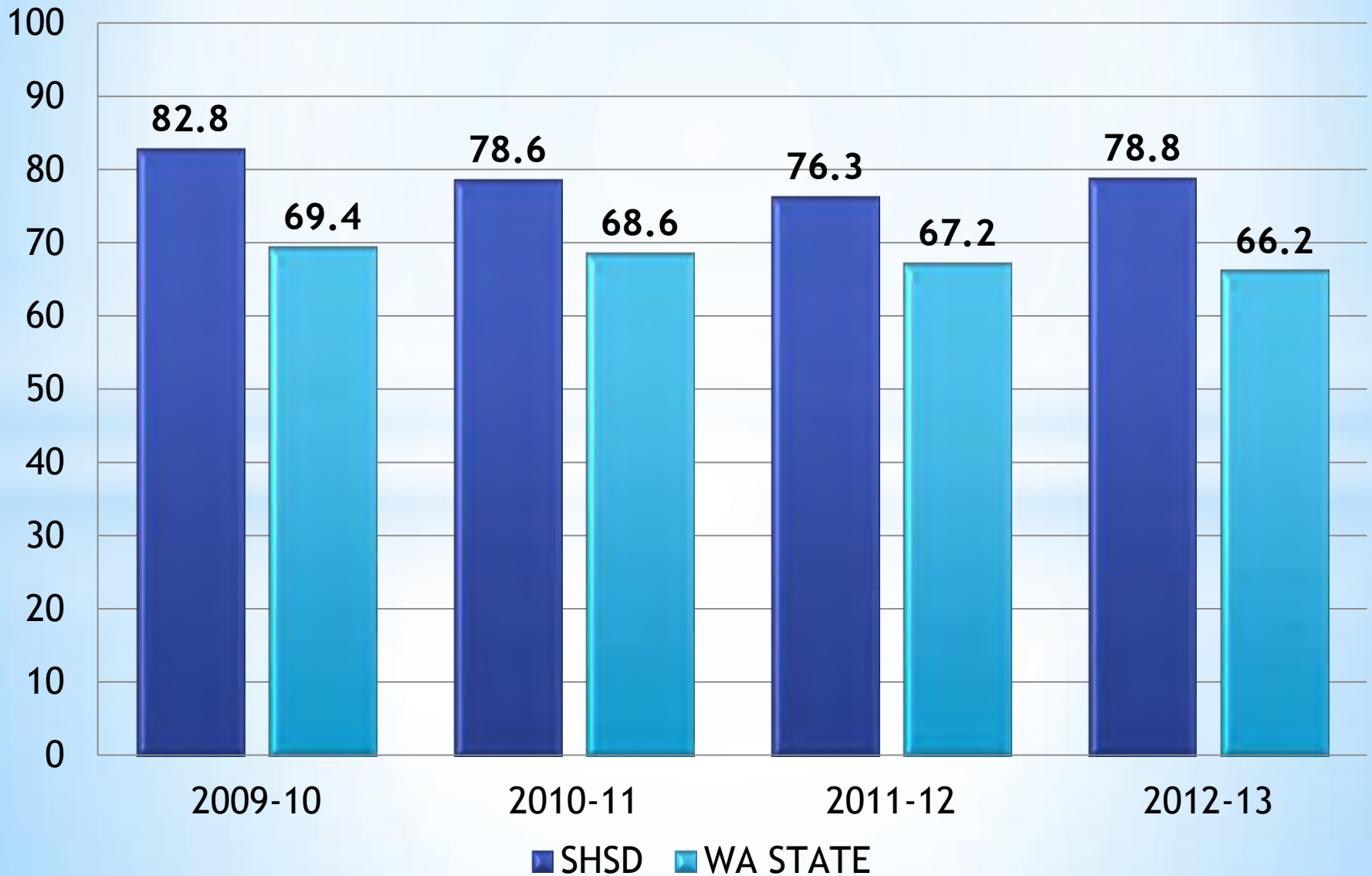
Writing

Pioneer
Grade 7



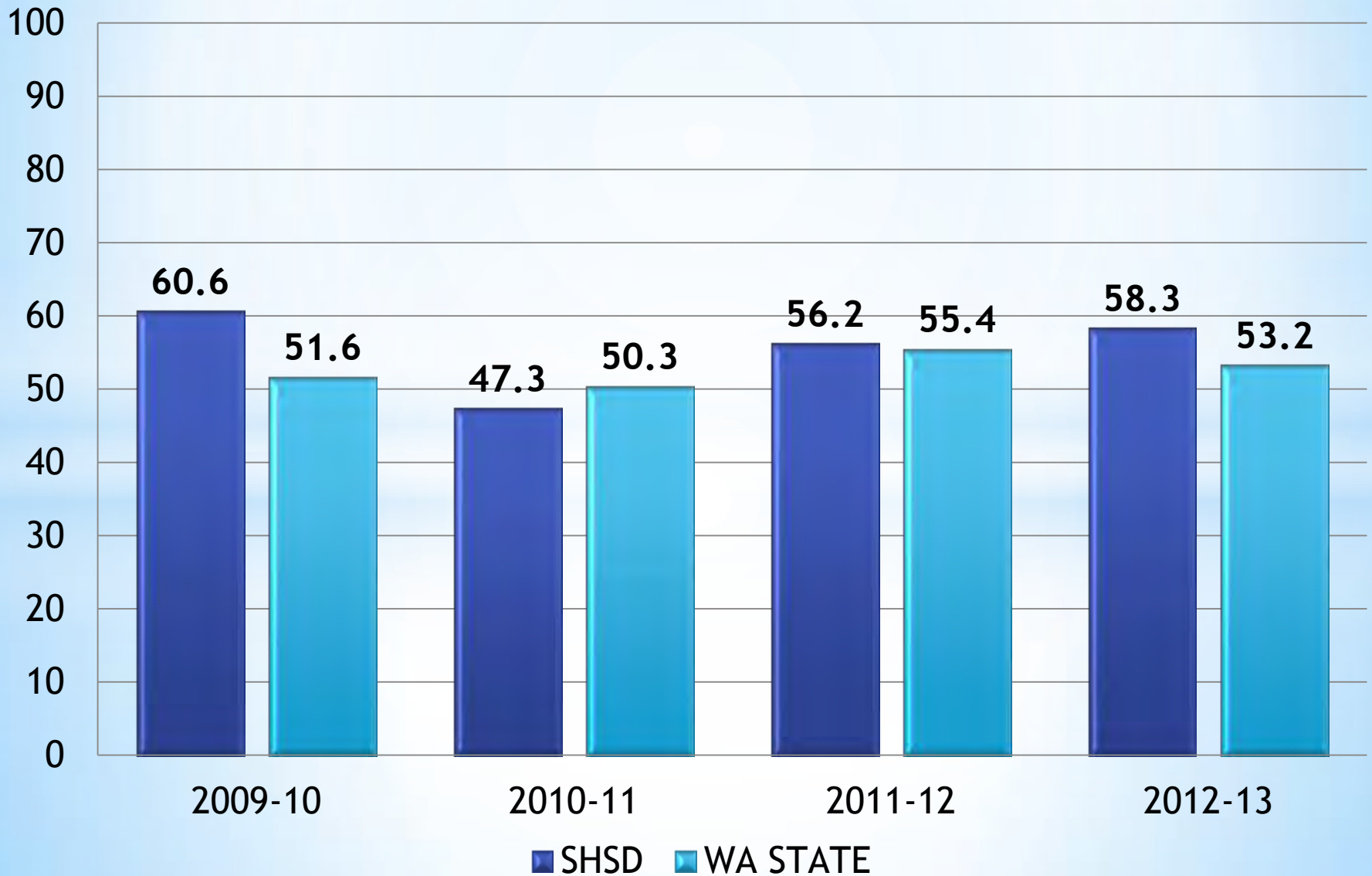
Reading

Pioneer
Grade 8



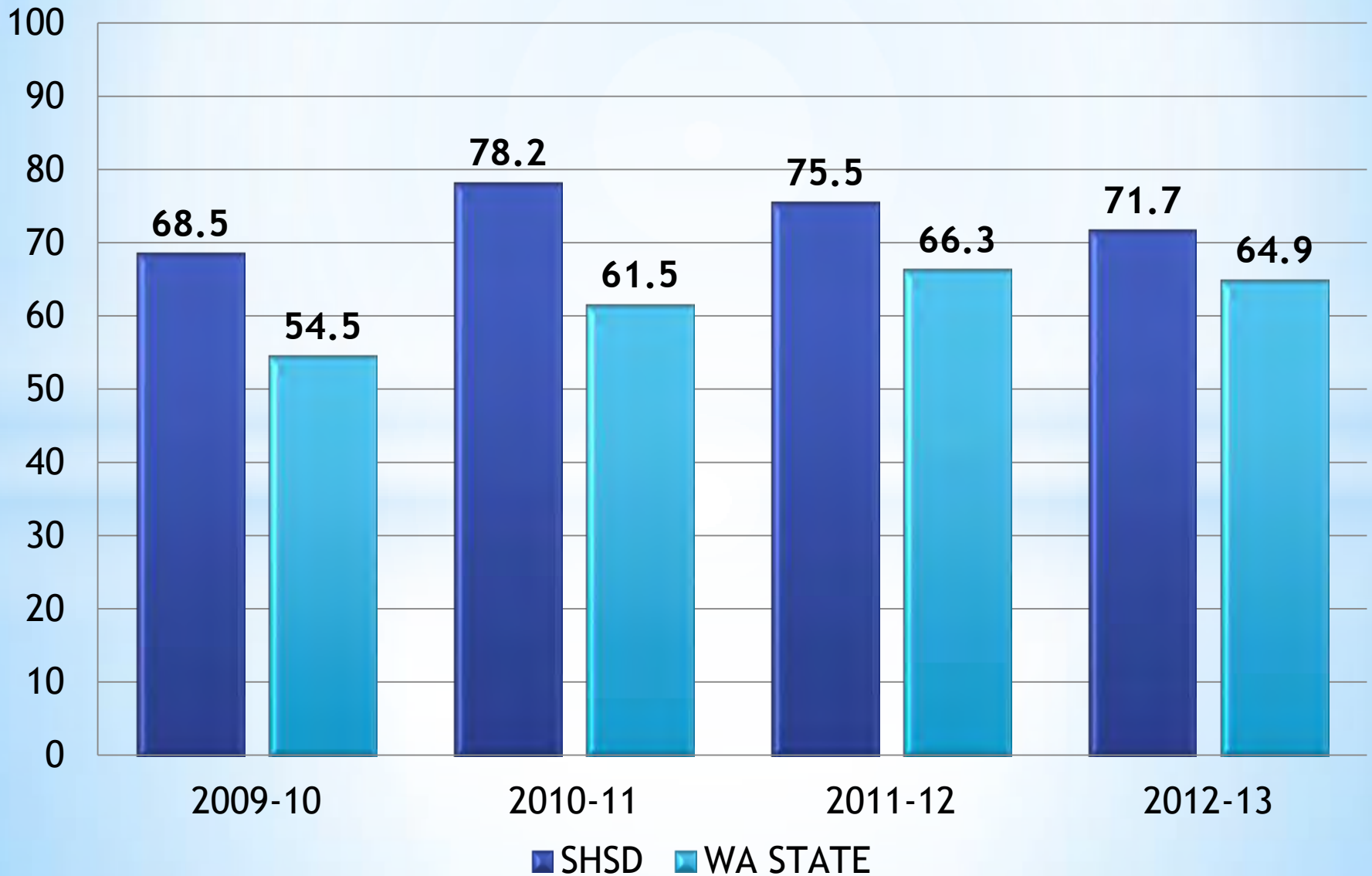
Math

Pioneer
Grade 8



Science

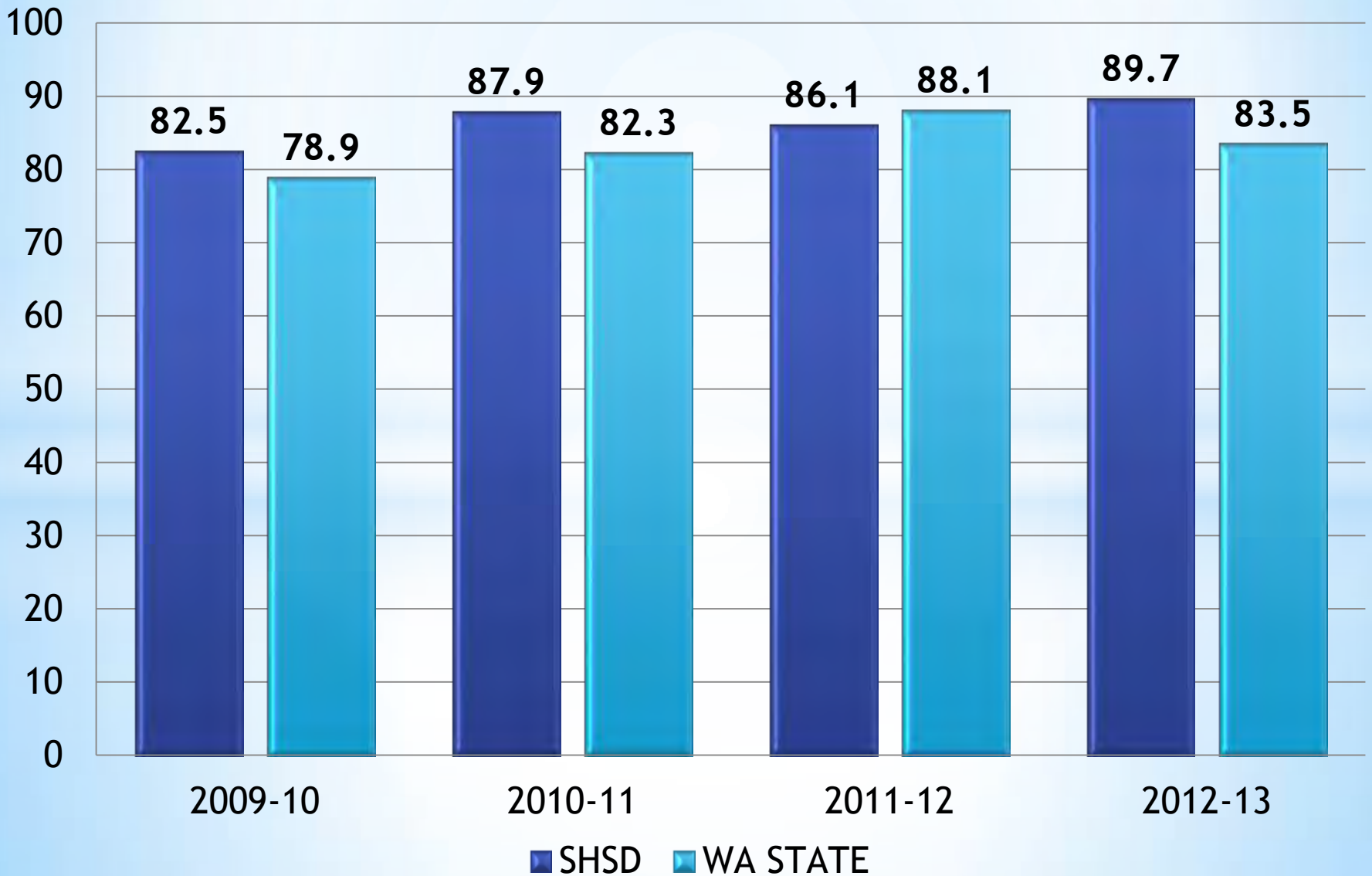
Pioneer
Grade 8



High School

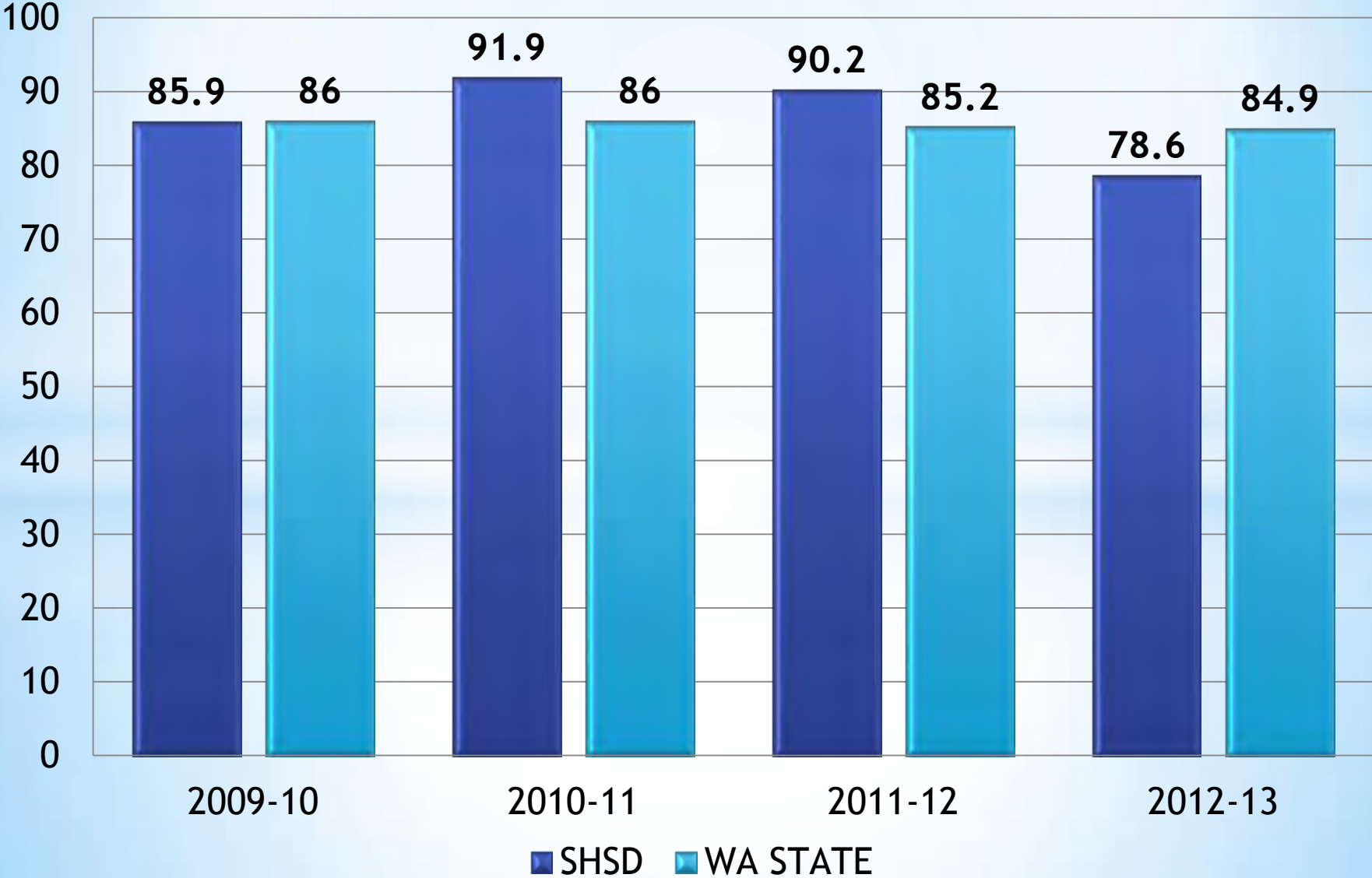
Reading

Steilacoom High
Grade 10



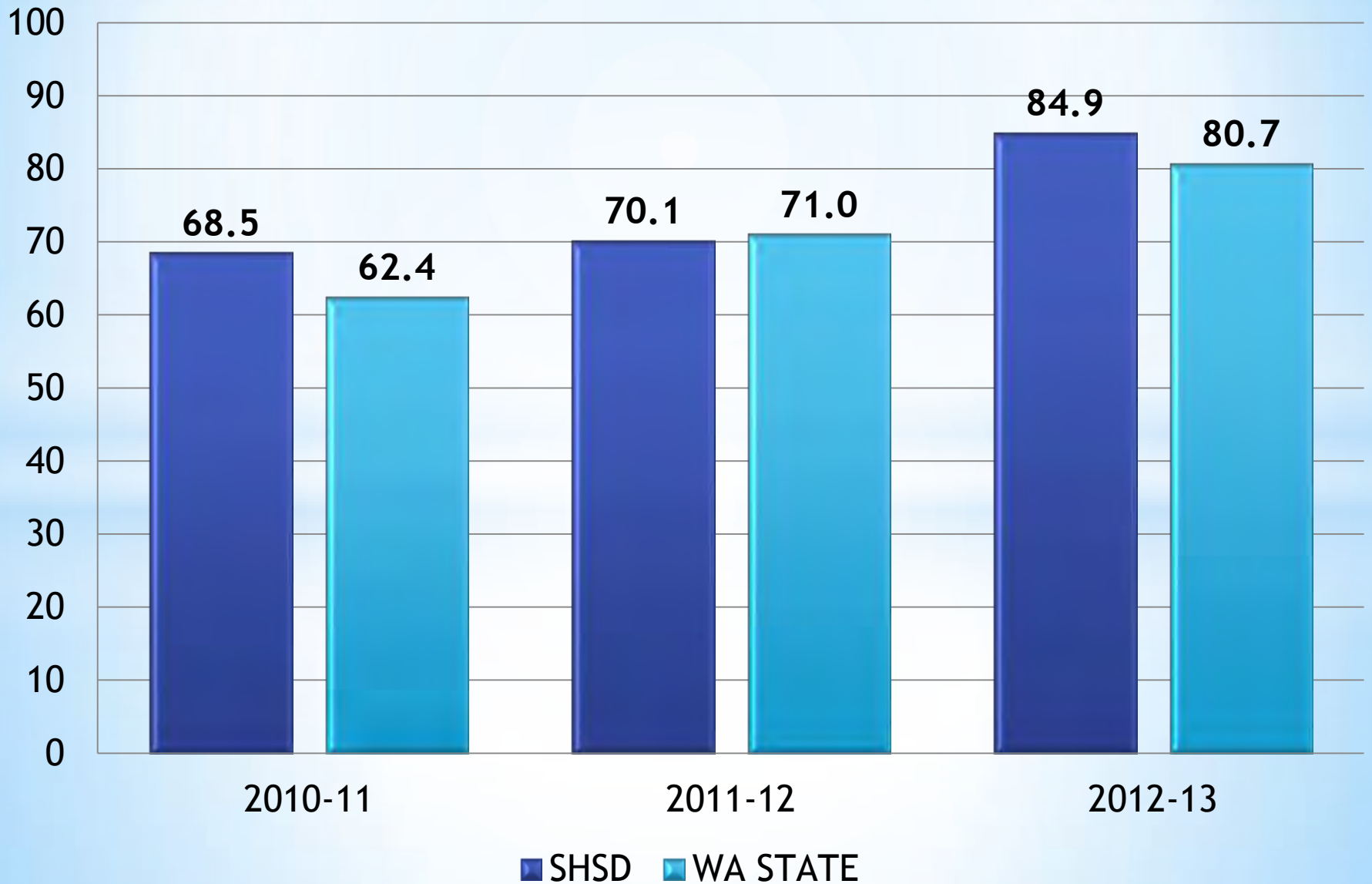
Writing

Steilacoom High
Grade 10

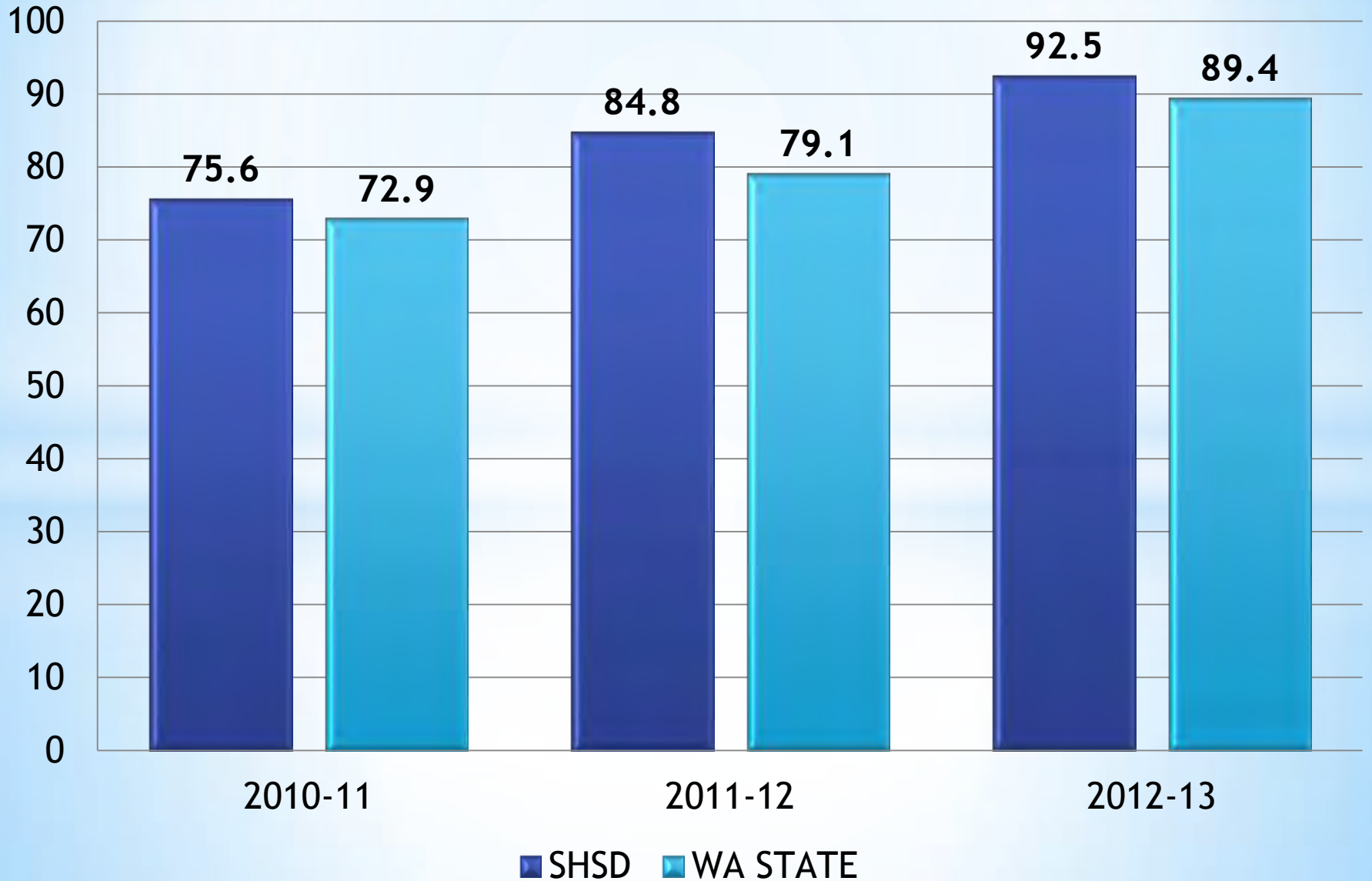


END OF
COURSE
(EOC)

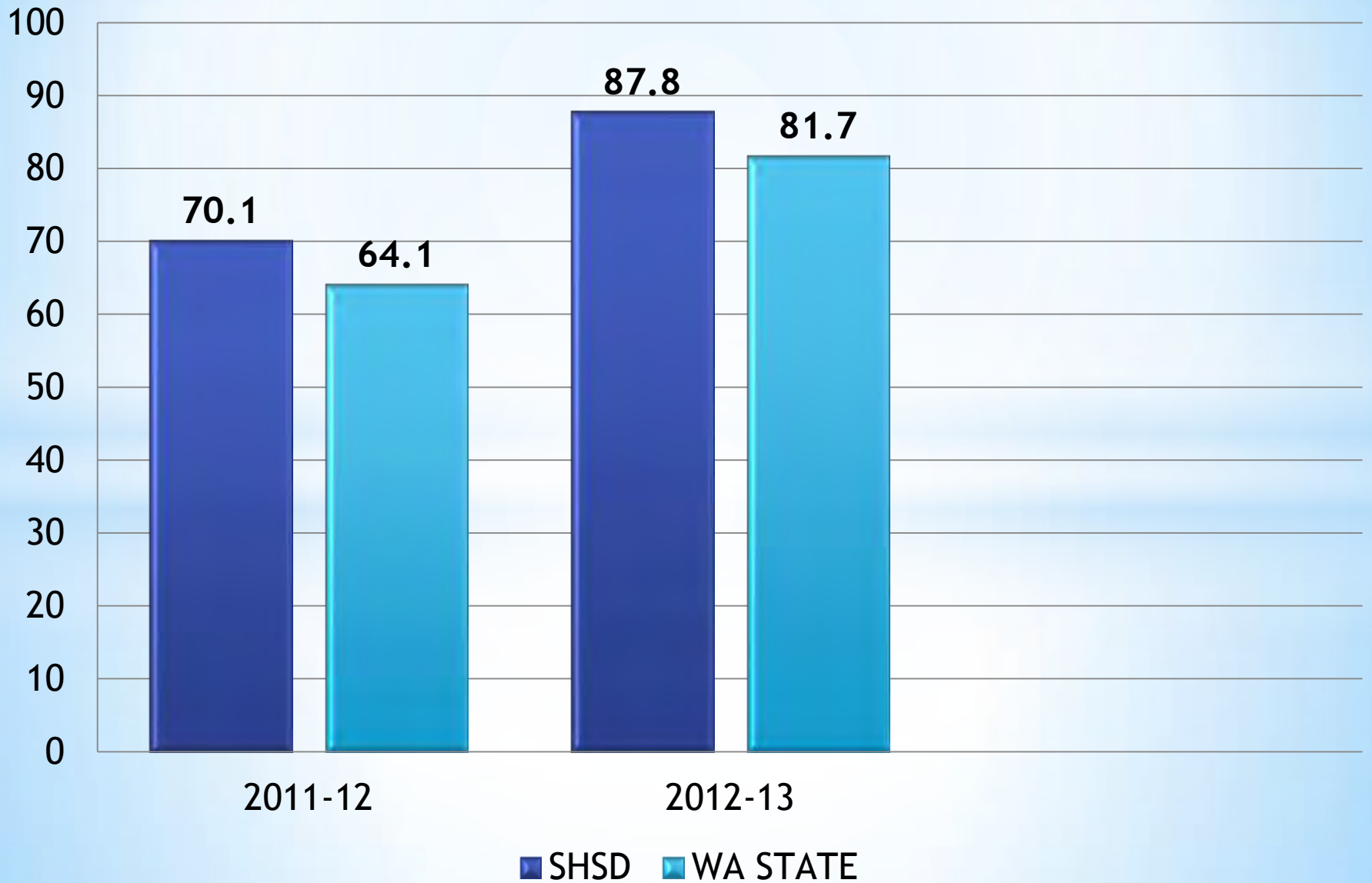
End of Course - Year 1- Algebra



End of Course - Year 2 - Geometry



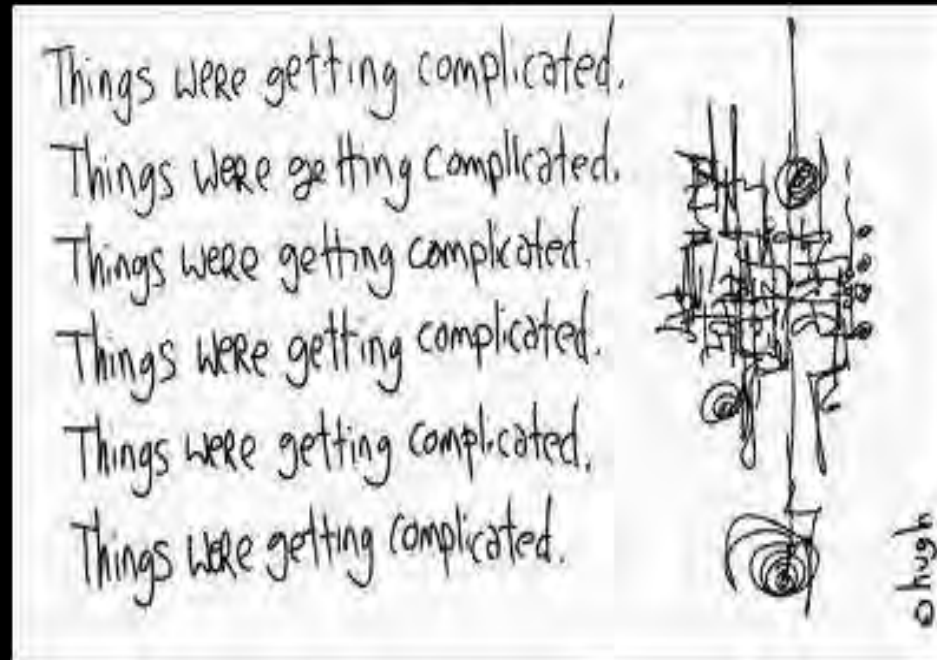
End of Course - Biology



Steilacoom Historical School District

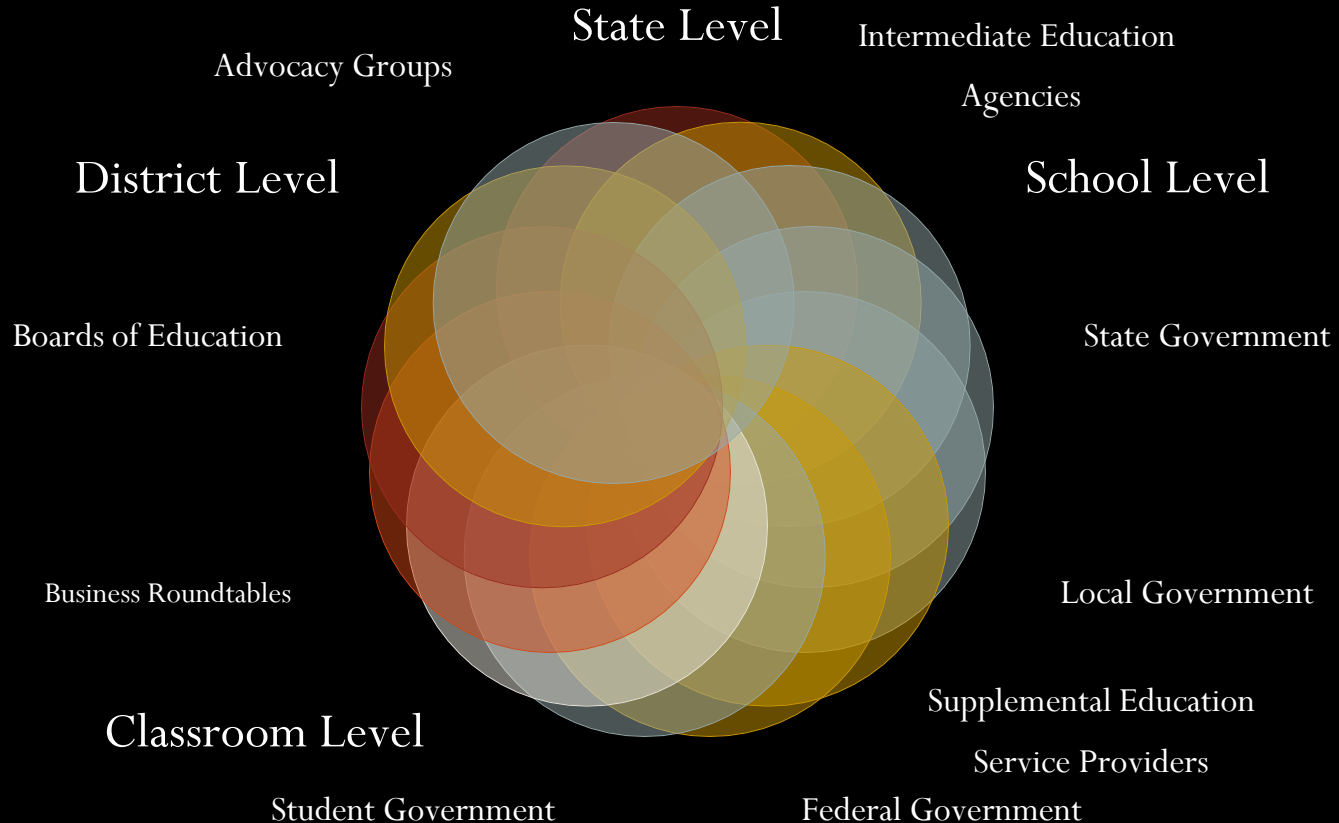
School Improvement Planning Process

Julie Wright, Director of Teaching and Learning



Improving Schools Is A Complicated Pursuit

Lots of People Want to Help



Look Familiar?



A Global Positioning System (GPS)

- Shows where you are relative to your destination
- Provides detailed routes for reaching it
- Adjusts to variations and even accommodates diversions along the way

But the destination remains constant

School Improvement processes should work in the same way

- Show us where we are relative to student academic and social success
- Provide detailed indicators for reaching success for all students and staff, and
- Adjust to variations and even accommodate diversions along the way to student success

But the destination remains constant –

ALL students succeed in our classrooms/schools and depart prepared for the 21st Century!



Steilacoom Historical School District

This year are using a system that is web-based to ensure our school improvement processes are meaningful and relevant to student success.

This system is called **Indistar®**.


Indistar® is an electronic tool that aides our staff with the school improvement process.

It works in much the same way as a GPS. It's a “keep-moving” navigational tool that guides everybody in the same direction.



Which means...

- Roles are Clear
- Purpose is Shared
- Effort is Aligned
- Partnerships are Fostered
- Goals are Transparent
- Change is Sustained



Improving the Performance Of

The District.

The School.

The Classroom.

And Ultimately...

The Student.

Our School Improvement Process will be...

Research Based: A school improvement process that is aligned to the seven turnaround principles of effective schools

1. Provide strong leadership
2. Ensure that teachers are effective and able to improve instruction
3. Redesign the school day, week, or year to include additional time for student learning and teacher collaboration
4. Strengthen the school's instructional program based on student needs and ensure that the instructional program is research-based, rigorous, and aligned with State academic content standards
5. Use data to inform instruction and for continuous improvement - provide time for collaboration on the use of data

Our School Improvement Process will be...

6. Establish a school environment that improves school safety and discipline and address other non-academic factors that impact student achievement, such as students' social, emotional, and health needs
7. Provide ongoing mechanisms for family and community engagement

Focused on children and what they need to learn to succeed

Supported with an on-demand synthesis of research and strategies - *Wise Ways*

Ongoing and Active - Staff will know what is working well and what still needs work.

Everyone is on the same page and
on the same path.



Chloe Clark Elementary

Steilacoom High School

Cherrydale Primary

Anderson Island Elementary Pioneer Middle School

Steilacoom Historical School District

Questions?



Regular Meeting Minutes

9/25/2013

Steilacoom High School

54 Sentinel Drive

Steilacoom, WA

I. CALL TO ORDER

Chair Scott called the meeting to order at 7:00 pm.

Pledge of Allegiance led by Pioneer Principal Stout.

All Directors and Superintendent Weight present.

Director Callanan made a motion to modify the agenda by adding to the Consent Agenda Approval of September Payroll and adding a New Business A. School Board Meeting Schedule Change.

Director Denning seconded the motion and the motion passed (5/0).

II. COMMENTS FROM THE AUDIENCE

No comments.

III. PRESENTATION

Michele Helfgott-Waters, newly hired Military Student Transition Consultant, presented an overview of the program and her role.

IV. REPORTS

Executive Director Brittain presented general fund, capital projects fund, debt service fund, and ASB fund updates.

Executive Director Brittain reported on various capital projects either development, remodel or property updates.

V. APPROVAL OF MINUTES

Director Denning made a motion to approve the 9.11.13 regular meeting minutes; Director Wong seconded the motion and the motion passed (5/0).

VI. CONSENT AGENDA

Director Denning made a motion to approve the modified Consent Agenda including personnel reports, accounts payable, payroll, highly capable grant and surplus items; Director Callanan seconded the motion and the motion passed (5/0).

VII. OLD BUSINESS

a. Approval of Resolution 806-09-25-13, Project Notice of Action

Superintendent Weight recommended approval of the resolution to continue with the 1918 remodel project. Director Callanan made a motion to approve Resolution 806-09-25-13; Director Wong seconded the motion and the motion passed (5/0).

b. Approval of Permission to Bid 1918 Project

Calvin Gasaway, project manager and Ray Mow, architect, presented budget progress reports and drawings of both building (1918 and PDC) and next steps in the project. Director Callanan made a motion to grant permission to bid the project; Director Denning seconded the motion and the motion passed (5/0).

c. Third Reading of Policy 3416, Medication at School

Director Wong made a motion to approve policy 3416; Director Winkler seconded and the motion passed (5/0).

d. Third Reading of Policy 3419, Self-Administration of Asthma and Anaphylaxis Medications

Director Denning made a motion to approve policy 3419; Director Callanan seconded the motion and the motion passed (5/0).

e. Third Reading of Policy 3420, Anaphylaxis Prevention and Response

Director Callanan made a motion to approve policy 3420; Director Denning seconded the motion and the motion passed (5/0).

f. Second Reading of Policy 2255, Alternative Learning Environment

Director Denning made a motion to approve policy 2255; Director Wong seconded the motion and the passed (5/0).

VIII. NEW BUSINESS

a. School Board Meeting Schedule Change

Director Denning made a motion to modify the meeting schedule calendar to change the 10/9/13 regular meeting from Pioneer Middle School to Saltar's Point Elementary; Director Winkler seconded the motion and the motion passed (5/0).

IX. COMMENTS FROM THE AUDIENCE

- Michael Lewis, Steilacoom, is pleased with the attitude and atmosphere in the district currently

X. BOARD COMMUNICATION

- Director Winkler will arrange a meeting with State Representative Dick Muri and Supt. Weight.
- Director Denning received a communication from a parent re: a middle school club. He and administration will meet.
- Supt. Weight and the Board have been invited to attend the Pierce C Advisory Partnership on 10/24/13.

XI. ANNOUNCEMENTS

- Director Callanan excited to see students, parents and administrators in the audience
- Spirit Week next at SHS; Homecoming football game 10/4/13
- Reminder 6:30 pm at Chloe Clark for Watch Dog pizza party. 137 dads have signed up to attend.
- Lady Sentinels beat Fife in swimming.
- October 26 fundraiser for Class of 2014

XII. ADJOURNMENT

Director Callanan made a motion to adjourn the meeting at 8:22 pm; Director Denning seconded the motion and the motion passed (5/0).

(Secretary/Superintendent)

(Chair)

The following vouchers, as audited and certified by the Auditing Officer as required by RCW 42.24.080, and those expense reimbursement claims certified as required by RCW 42.24.090, are approved for payment. Those payments have been recorded on this listing which has been made available to the board.

As of October 9, 2013, the board, by a _____ vote, approves payments, totaling \$220.32. The payments are further identified in this document.

Total by Payment Type for Cash Account, GF WARRANTS OUTSTANDING:
Warrant Numbers 113013 through 113013, totaling \$220.32

Secretary _____ Board Member _____
Board Member _____ Board Member _____
Board Member _____ Board Member _____

Check Nbr	Vendor Name	Check Date	Invoice Number	Invoice Desc	PO Number	Invoice Amount	Check Amount
113013	STEILACOOM SCHOOL DISTRICT	09/20/2013	CTAX11 20130919AAA	Comp Tax owed for Cash Account 11 through 08/31/2013	0	220.32	220.32
			1	Computer	Check(s) For a Total of		220.32

	0	Manual	Checks For a Total of	0.00
	0	Wire Transfer	Checks For a Total of	0.00
	0	ACH	Checks For a Total of	0.00
	1	Computer	Checks For a Total of	220.32
Total For	1	Manual, Wire Tran, ACH & Computer	Checks	220.32
Less	0	Voided	Checks For a Total of	0.00
			Net Amount	220.32

The following vouchers, as audited and certified by the Auditing Officer as required by RCW 42.24.080, and those expense reimbursement claims certified as required by RCW 42.24.090, are approved for payment. Those payments have been recorded on this listing which has been made available to the board.

As of September 25, 2013, the board, by a _____ vote, approves payments, totaling \$956.82. The payments are further identified in this document.

Total by Payment Type for Cash Account, GF WARRANTS OUTSTANDING:
Warrant Numbers 112998 through 113002, totaling \$956.82

Secretary _____ Board Member _____
Board Member _____ Board Member _____
Board Member _____ Board Member _____

Check Nbr	Vendor Name	Check Date	Invoice Number	Invoice Desc	PO Number	Invoice Amount	Check Amount
112998	ANDERSON-GONZALEZ, BARBIE L	09/23/2013	SCHATZ FUND	SCHATZ FUND FINAL PAYMENTS FOR CLOSURE OF ACCOUNT. KODALY LEVEL METHODS SPU	0	152.95	152.95
112999	HOWE, BARBARA ANN	09/23/2013	SCHATZ FUND	SCHATZ FUND FINAL PAYMENTS FOR CLOSURE OF ACCOUNT. BIOLOGICAL ANTHROPOLOGY	0	106.90	106.90
113000	LOWE, LAURA G	09/23/2013	SCHATZ FUND	SCHATZ FUND FINAL PAYMENTS FOR CLOSURE OF ACCOUNT. ANTHROPOLOGY SPSCC	0	190.01	190.01
113001	STRONG, SARAH E	09/23/2013	SCHATZ FUND REIMB	ART AND SCIENCE OF TEACHING CLASS AT PSED	0	206.96	206.96
113002	URIARTE, LAVONNE R	09/23/2013	SCHATZ FUND REIMB	LIFE SCIENCE CLASS AT UW	0	300.00	300.00
				5 Computer	Check(s) For a Total of		956.82

	0	Manual	Checks For a Total of	0.00
	0	Wire Transfer	Checks For a Total of	0.00
	0	ACH	Checks For a Total of	0.00
	5	Computer	Checks For a Total of	956.82
Total For	5	Manual, Wire Tran, ACH & Computer	Checks	956.82
Less	0	Voided	Checks For a Total of	0.00
			Net Amount	956.82

The following vouchers, as audited and certified by the Auditing Officer as required by RCW 42.24.080, and those expense reimbursement claims certified as required by RCW 42.24.090, are approved for payment. Those payments have been recorded on this listing which has been made available to the board.

As of September 25, 2013, the board, by a _____ vote, approves payments, totaling \$838.05. The payments are further identified in this document.

Total by Payment Type for Cash Account, ASB WARRANTS OUTSTANDING:
Warrant Numbers 401344 through 401345, totaling \$838.05

Secretary _____ Board Member _____
Board Member _____ Board Member _____
Board Member _____ Board Member _____

Check Nbr	Vendor Name	Check Date	Invoice Number	Invoice Desc	PO Number	Invoice Amount	Check Amount
401344	BAKER, NANCY J	09/23/2013	PAINT. LOCK, SCREWS	P-CARD ** HOME DEPOT FOR PRESCHOOL SANDBOX	4021213038	108.05	108.05
401345	FARRELLI'S WOOD FIRE PIZZA	09/23/2013	PIZZA FIELD TRIP CC	FARRELLI'S PIZZA -- FIELD TRIP (ALL KINDER CLASSES)	4021213036	730.00	730.00
				2 Computer	Check(s) For a Total of		838.05

	0	Manual	Checks For a Total of	0.00
	0	Wire Transfer	Checks For a Total of	0.00
	0	ACH	Checks For a Total of	0.00
	2	Computer	Checks For a Total of	838.05
Total For	2	Manual, Wire Tran, ACH & Computer	Checks	838.05
Less	0	Voided	Checks For a Total of	0.00
			Net Amount	838.05

The following vouchers, as audited and certified by the Auditing Officer as required by RCW 42.24.080, and those expense reimbursement claims certified as required by RCW 42.24.090, are approved for payment. Those payments have been recorded on this listing which has been made available to the board.

As of October 9, 2013, the board, by a _____ vote, approves payments, totaling \$1,048.90. The payments are further identified in this document.

Total by Payment Type for Cash Account, ASB WARRANTS OUTSTANDING:
Warrant Numbers 401354 through 401357, totaling \$1,048.90

Secretary _____ Board Member _____

Board Member _____ Board Member _____

Board Member _____ Board Member _____

Check Nbr	Vendor Name	Check Date	Invoice Number	Invoice Desc	PO Number	Invoice Amount	Check Amount
401354	KATHRINE J CASEY	09/24/2013	SWIM TEAM PURCH	DUCK TAPE TO COVER TEAM INJURIES	0	47.51	47.51
401355	NORTHWEST CASCADE INC	09/24/2013	133702	Honey Bucket Porta-Potties	4051213089	241.39	241.39
401356	NORTHWEST YOUTH LEADERSHIP CON	09/24/2013	2013 NWLYC	For Northwest Youth Leadership Conference 2 students to attend NWLC Camp Washington	4061213337	700.00	700.00
401357	WIAA OFFICE	09/24/2013	12576-3071-1	Interscholastic Activities Association This is from 2012-13 School Year. A Bill was received and the payment was split between Golf and Choir- Golf came out of ASB and Choir was approved by previous Principal to come out of General Funds - Special Projects Code- due to choir not having enough to cover this amount. Please see attachments	4061213381	60.00	60.00

Check Nbr	Vendor Name	Check Date	Invoice Number	Invoice Desc	PO Number	Invoice Amount	Check Amount
				for Invoice and PO approval. Jamicka			
			4	Computer	Check(s) For a Total of		1,048.90

	0	Manual	Checks For a Total of	0.00
	0	Wire Transfer	Checks For a Total of	0.00
	0	ACH	Checks For a Total of	0.00
	4	Computer	Checks For a Total of	1,048.90
Total For	4	Manual, Wire Tran, ACH & Computer	Checks	1,048.90
Less	0	Voided	Checks For a Total of	0.00
			Net Amount	1,048.90

The following vouchers, as audited and certified by the Auditing Officer as required by RCW 42.24.080, and those expense reimbursement claims certified as required by RCW 42.24.090, are approved for payment. Those payments have been recorded on this listing which has been made available to the board.

As of October 9, 2013, the board, by a _____ vote, approves payments, totaling \$13,297.79. The payments are further identified in this document.

Total by Payment Type for Cash Account, CPF WARRANTS OUTSTANDING:
Warrant Numbers 200093 through 200093, totaling \$13,297.79

Secretary _____ Board Member _____
Board Member _____ Board Member _____
Board Member _____ Board Member _____

Check Nbr	Vendor Name	Check Date	Invoice Number	Invoice Desc	PO Number	Invoice Amount	Check Amount
200093	TOWN OF STEILACOOM	09/24/2013	PERMIT-BP2013-79	BUILDING PERMITFOR SP MODULAR	0	13,297.79	13,297.79
			1	Computer	Check(s) For a Total of		13,297.79

	0	Manual	Checks For a Total of	0.00
	0	Wire Transfer	Checks For a Total of	0.00
	0	ACH	Checks For a Total of	0.00
	1	Computer	Checks For a Total of	13,297.79
Total For	1	Manual, Wire Tran, ACH & Computer	Checks	13,297.79
Less	0	Voided	Checks For a Total of	0.00
			Net Amount	13,297.79

The following vouchers, as audited and certified by the Auditing Officer as required by RCW 42.24.080, and those expense reimbursement claims certified as required by RCW 42.24.090, are approved for payment. Those payments have been recorded on this listing which has been made available to the board.

As of October 9, 2013, the board, by a _____ vote, approves payments, totaling \$30,587.48. The payments are further identified in this document.

Total by Payment Type for Cash Account, GF WARRANTS OUTSTANDING:
Warrant Numbers 113041 through 113065, totaling \$30,587.48

Secretary _____ Board Member _____
Board Member _____ Board Member _____
Board Member _____ Board Member _____

Check Nbr	Vendor Name	Check Date	Invoice Number	Invoice Desc	PO Number	Invoice Amount	Check Amount
113041	ALPINE PRODUCTS INC	09/26/2013	TM-134635	WHITE ATHLETIC STRIPING PAINT	101314060	613.65	613.65
113042	BOCHENEK, KELSEY NOELLE	09/26/2013	REIM MILEAGE AP INST	Kelsey Bochenck - AP English Conference Fee Mileage to and from Conference	4311314013	887.86	887.86
113043	BUCKEYE CLEANING CENTER	09/26/2013	764391	OPEN PURCHASE ORDER 2013-2014 FOR SUPPLIES	101314006	219.93	219.93
113044	BUILDERS HARDWARE & SUPPLY	09/26/2013	S3268429.001	OPEN PURCHASE ORDER 2013-2014 FOR SUPPLIES	101314007	110.29	335.71
			S3268429.002	OPEN PURCHASE ORDER 2013-2014 FOR SUPPLIES	101314007	67.34	
			S3268429.003	OPEN PURCHASE ORDER 2013-2014 FOR SUPPLIES	101314007	24.01	
			S3269103.001	OPEN PURCHASE ORDER 2013-2014 FOR SUPPLIES	101314007	104.54	
			S3269990.001	OPEN PURCHASE ORDER 2013-2014 FOR SUPPLIES	101314007	18.13	
			S3271184.001	OPEN PURCHASE ORDER 2013-2014 FOR SUPPLIES	101314007	11.40	
113045	CAROLINA BIOLOGICAL SUPPLY	09/26/2013	48499143 RI	7th grade Science Textbooks	181213034	870.40	870.40
113046	CENTURYLINK	09/26/2013	300493944	DISTRICT WIDE PHONE SERVICES FOR THE 13/14 SY.	81314016	286.20	286.20

Check Nbr	Vendor Name	Check Date	Invoice Number	Invoice Desc	PO Number	Invoice Amount	Check Amount
113047	CENTURYLINK	09/26/2013	206-225-0055 467B	DO NOT FAX DISTRICT WIDE PHONE SERVICES FOR THE 13/14 SY.	81314016	2,693.83	2,693.83
113048	CHEVRON & TEXACO CARD SERVICES	09/26/2013	7898030544/583779	DO NOT FAX OPEN PO FOR FUEL.	81314035	7,866.10	7,866.10
113049	COMMITTEE FOR CHILDREN	09/26/2013	248722	DO NOT FAX COUNSELOR SUPPLIES (FANNIN) ** FAX ORDER W/ ATTACHED ORDER FORM **	1621314010	390.59	390.59
113050	CONSOLIDATED ELECTRICAL DIST	09/26/2013	8541-751703	OPEN PURCHASE ORDER 2013-2014 FOR ELECTRICAL SUPPLIES	101314012	793.89	793.89
113051	DANDE CO	09/26/2013	MA091913-1	open PO for DANDE's	281314003	20.26	20.26
113052	DEMCO INC	09/26/2013	5045894	LIBRARY SUPPLIES ** FAX ORDER **	1621314013	89.45	89.45
113053	DEPARTMENT OF LICENSING	09/26/2013	DRIVING RECORD REQUE	OPEN PURCHASE ORDER 2013-2014 FOR TYPE 2 DRIVING LICENSE ABSTRACTS	101314051	212.00	212.00
113054	DUFFY, DAWN A	09/26/2013	REIM CLASS PROJECT	8/14/13 REALLY GOOD STUFF CLASSROOM PROJECTS	0	100.27	274.86
			REIMB CLASS SUPPLIES	8/19/13 OFFICE MAX CLASSROOM SUPPLIES	0	73.99	
			REIMB CLASSROOM	7/31 SCHOOL DAZE FOR CLASSROOM 8/19 SCHOOL DAZE FOR CLASSROOM	0	100.00	
113055	FOLLETT EDUCATIONAL SERVICES	09/26/2013	1472580A	Follett Educational Services Inc Language of Composition Reading and Writing AP ISBN: 0-312-45094-X ISBN-13: 9780312450946	4311314002	926.62	926.62
113056	GRAINGER	09/26/2013	9236924537	OPEN PURCHASE ORDER 2013-2014 FOR SUPPLIES	101314017	810.44	917.32
			9238928445	OPEN PURCHASE	101314017	106.88	

Check Nbr	Vendor Name	Check Date	Invoice Number	Invoice Desc	PO Number	Invoice Amount	Check Amount
113057	HANDWRITING WITHOUT TEARS	09/26/2013	790088-1	ORDER 2013-2014 FOR SUPPLIES Handwriting Without Tears workshop in September: Kindergarten teachers PLEASE DO NOT FAX PO - WE'LL REGISTER AT CHERRYDALE	1461314004	370.00	1,480.00
			790089-1	Handwriting Without Tears workshop in September: Kindergarten teachers PLEASE DO NOT FAX PO - WE'LL REGISTER AT CHERRYDALE	1461314004	370.00	
			790090-1	Handwriting Without Tears workshop in September: Kindergarten teachers PLEASE DO NOT FAX PO - WE'LL REGISTER AT CHERRYDALE	1461314004	370.00	
			790092-1	Handwriting Without Tears workshop in September: Kindergarten teachers PLEASE DO NOT FAX PO - WE'LL REGISTER AT CHERRYDALE	1461314004	370.00	
113058	HORIZON	09/26/2013	3N036906	OPEN PURCHASE ORDER 2013-2014 FOR SUPPLIES	101314022	266.05	266.05
113059	HRM PLUS, LLC	09/26/2013	ANNUAL HOSTING FEES	HRMPLUS 2013-14 ANNUAL HOSTING FEES	81314009	4,423.86	4,423.86
113060	JTEC EDUCATIONAL CONSULTANTS	09/26/2013	1314-13047	OPEN PURCHASE ORDER FOR ADMIN MEDICAID MATCH CONSULTING AND PROCESSING FEE FOR 13/14SY.	81314033	1,100.00	2,200.00

Check Nbr	Vendor Name	Check Date	Invoice Number	Invoice Desc	PO Number	Invoice Amount	Check Amount
			1314-13211	OPEN PURCHASE ORDER FOR ADMIN MEDICAID MATCH CONSULTING AND PROCESSING FEE FOR 13/14SY.	81314033	1,100.00	
113061	JUNIOR LIBRARY GUILD	09/26/2013	197013	INVOICE #197013	1461314006	369.00	369.00
113062	KIWANIS CLUB OF STEILACOOM	09/26/2013	02010543	for 2013-14 school year DO NOT FAX	281314001	110.00	330.00
			02962524	for 2013-14 school year DO NOT FAX	281314001	110.00	
			KATHI WEIGHT	for 2013-14 school year DO NOT FAX	281314001	110.00	
113063	LABORATORIES, COASTWIDE	09/26/2013	T2587410	OPEN PURCHASE ORDER 2013-2014 FOR CUSTODIAL SUPPLIES	101314013	2,072.86	3,898.64
			T2587410-1	OPEN PURCHASE ORDER 2013-2014 FOR CUSTODIAL SUPPLIES	101314013	188.73	
			T2587410-2	OPEN PURCHASE ORDER 2013-2014 FOR CUSTODIAL SUPPLIES	101314013	80.99	
			T2587429	OPEN PURCHASE ORDER 2013-2014 FOR CUSTODIAL SUPPLIES	101314013	553.85	
			T2588124	OPEN PURCHASE ORDER 2013-2014 FOR CUSTODIAL SUPPLIES	101314013	716.85	
			T2588124-1	OPEN PURCHASE ORDER 2013-2014 FOR CUSTODIAL SUPPLIES	101314013	227.18	
			T2588124-2	OPEN PURCHASE ORDER 2013-2014 FOR CUSTODIAL SUPPLIES	101314013	23.83	
			T2591433	OPEN PURCHASE ORDER 2013-2014 FOR CUSTODIAL SUPPLIES	101314013	34.35	
113064	RACHEL YOUNG CROFT	09/26/2013	REIMS CLASS SUPPLIES	8/26/13 DOLLAR TREE, JO-ANN,	0	37.84	37.84

Check Nbr	Vendor Name	Check Date	Invoice Number	Invoice Desc	PO Number	Invoice Amount	Check Amount
113065	TERESA K JEFFREYS	09/26/2013	REIMB CC MUSIC	MICHAELS 8/29/13 BEST BUY CC MUSIC - B STEREO	0	183.42	183.42
				25 Computer	Check(s) For a Total of		30,587.48

	0	Manual	Checks For a Total of	0.00
	0	Wire Transfer	Checks For a Total of	0.00
	0	ACH	Checks For a Total of	0.00
	25	Computer	Checks For a Total of	30,587.48
Total For	25	Manual, Wire Tran, ACH & Computer	Checks	30,587.48
Less	0	Voided	Checks For a Total of	0.00
			Net Amount	30,587.48

The following vouchers, as audited and certified by the Auditing Officer as required by RCW 42.24.080, and those expense reimbursement claims certified as required by RCW 42.24.090, are approved for payment. Those payments have been recorded on this listing which has been made available to the board.

As of October 9, 2013, the board, by a _____ vote, approves payments, totaling \$1,507.92. The payments are further identified in this document.

Total by Payment Type for Cash Account, ASB WARRANTS OUTSTANDING:
Warrant Numbers 401361 through 401367, totaling \$1,507.92

Secretary _____ Board Member _____
Board Member _____ Board Member _____
Board Member _____ Board Member _____

Check Nbr	Vendor Name	Check Date	Invoice Number	Invoice Desc	PO Number	Invoice Amount	Check Amount
401361	BLANSHARD, ERIKA	09/30/2013	VOLLEYBALL REFUND	REFUND FOR VOLLEYBALL	0	50.00	50.00
401362	CASCADE BAGEL & DELI, INC	09/30/2013	125609	4012 Student Store Cascade Bagel OPEN PO not to exceed \$3000.00 for 2013-14 School Year	4061314009	34.30	205.80
			125630	4012 Student Store Cascade Bagel OPEN PO not to exceed \$3000.00 for 2013-14 School Year	4061314009	34.30	
			125653	4012 Student Store Cascade Bagel OPEN PO not to exceed \$3000.00 for 2013-14 School Year	4061314009	34.30	
			125701	4012 Student Store Cascade Bagel OPEN PO not to exceed \$3000.00 for 2013-14 School Year	4061314009	34.30	
			125723	4012 Student Store Cascade Bagel OPEN PO	4061314009	34.30	

Check Nbr	Vendor Name	Check Date	Invoice Number	Invoice Desc	PO Number	Invoice Amount	Check Amount
			125743	not to exceed \$3000.00 for 2013-14 School Year 4012 Student Store Cascade Bagel OPEN PO not to exceed \$3000.00 for 2013-14 School Year	4061314009	34.30	
401363	CASTRO, TINISHA	09/30/2013	REFUND CHOIR	REFUND CHOIR SHIRT	0	15.00	15.00
401364	COSTCO	09/30/2013	256804613	4012 Student Store Costco Open PO not to exceed \$7000.00 For 2013-14 School Year	4061314008	241.87	241.87
401365	EK BEVERAGES	09/30/2013	370500	4012 Student Store EK Beverage Open PO for School Year 2013-14 Not to exceed \$3000.00	4061314005	449.55	449.55
401366	HALFON CANDY COMPANY	09/30/2013	521603	4012 Student Store Halfon Open PO for 2013-14 not to exceed \$3000.00	4061314006	148.29	148.29
401367	PUGET SOUND INSTRUMENTS	09/30/2013	455509	radio replacements for playground supervision - for invoicing purposes only. Please do not fax PO.	4031314001	397.41	397.41
			7	Computer	Check(s) For a Total of		1,507.92

	0	Manual	Checks For a Total of	0.00
	0	Wire Transfer	Checks For a Total of	0.00
	0	ACH	Checks For a Total of	0.00
	7	Computer	Checks For a Total of	1,507.92
Total For	7	Manual, Wire Tran, ACH & Computer	Checks	1,507.92
Less	0	Voided	Checks For a Total of	0.00
			Net Amount	1,507.92

The following vouchers, as audited and certified by the Auditing Officer as required by RCW 42.24.080, and those expense reimbursement claims certified as required by RCW 42.24.090, are approved for payment. Those payments have been recorded on this listing which has been made available to the board.

As of October 9, 2013, the board, by a _____ vote, approves payments, totaling \$380.00. The payments are further identified in this document.

Total by Payment Type for Cash Account, ASB WARRANTS OUTSTANDING:
Warrant Numbers 401359 through 401360, totaling \$380.00

Secretary _____ Board Member _____
Board Member _____ Board Member _____
Board Member _____ Board Member _____

Check Nbr	Vendor Name	Check Date	Invoice Number	Invoice Desc	PO Number	Invoice Amount	Check Amount			
401359	CLOVER PARK SCHOOL DISTRICT	09/30/2013	18813	Wrestling Tournament on 1/26/2013 at Hudtloff Middle School	4051213088	300.00	300.00			
401360	HENRY FOSS HIGH SCHOOL	09/30/2013	TOURNAMENT 1/19/13	Wrestling- 2016 Henry Foss High School - Greater Puget Sound Ladies Additional P.O. Needed to pay remaining balance from Jan 19th invitational. \$20 was approved on 2-5-2013. Balance left is \$80.00	4061213313	80.00	80.00			
							2	Computer	Check(s) For a Total of	380.00

	0	Manual	Checks For a Total of	0.00
	0	Wire Transfer	Checks For a Total of	0.00
	0	ACH	Checks For a Total of	0.00
	2	Computer	Checks For a Total of	380.00
Total For	2	Manual, Wire Tran, ACH & Computer	Checks	380.00
Less	0	Voided	Checks For a Total of	0.00
			Net Amount	380.00

The following vouchers, as audited and certified by the Auditing Officer as required by RCW 42.24.080, and those expense reimbursement claims certified as required by RCW 42.24.090, are approved for payment. Those payments have been recorded on this listing which has been made available to the board.

As of October 9, 2013, the board, by a _____ vote, approves payments, totaling \$3,469.73. The payments are further identified in this document.

Total by Payment Type for Cash Account, ASB WARRANTS OUTSTANDING:
Warrant Numbers 401368 through 401368, totaling \$3,469.73

Secretary _____ Board Member _____
Board Member _____ Board Member _____
Board Member _____ Board Member _____

Check Nbr	Vendor Name	Check Date	Invoice Number	Invoice Desc	PO Number	Invoice Amount	Check Amount
401368	MASTERCARD CORP. CLIENTS PAYME	10/03/2013	0029-4	AMAZON LIBRARY		31.97	3,469.73
			0660-1	ASB WASBO		350.00	
				TRAINING			
			0903-3	MICHAELS FED EX		159.29	
				WMEA			
			5634-3	BIG 5, LOWES, JW		439.76	
				PEPPER,			
				ALBERTSONS,			
				OFFICE DEPOT			
			5642-2	S2S Office Depot	4061314012	141.20	
				Binders for New			
				Students Open PO			
				Not to exceed			
				\$250.00 DO NOT			
				FAX For Fall			
				Billing			
			5642-3	WALMART FOR		636.12	
				FOOTBALL, WA ST			
				COACHES, SAFEWAY,			
				WEMBLEY			
			5653-2	SAFEWAY, RADIO		153.57	
				SHACK, OFFICE			
				DEPOT			
			5703-1	BIG LOTS AND		46.96	
				LOWES			
			5703-2	ID CARD		49.10	
			9964-1	OFFICE DEPOT,		966.76	
				MICHAELS, HANCOCK			
				FABRIC, JO ANN,			
				ALBERTSONS,			
				TEACTOR SUPPLY			
				WEMBLEY			
			9964-3	ORIENTAL TRADING		396.00	

Check Nbr	Vendor Name	Check Date	Invoice Number	Invoice Desc	PO Number	Invoice Amount	Check Amount
			9989	WMEA	0	99.00	
				1 Computer	Check(s) For a Total of		3,469.73

	0	Manual	Checks For a Total of	0.00
	0	Wire Transfer	Checks For a Total of	0.00
	0	ACH	Checks For a Total of	0.00
	1	Computer	Checks For a Total of	3,469.73
Total For	1	Manual, Wire Tran, ACH & Computer	Checks	3,469.73
Less	0	Voided	Checks For a Total of	0.00
			Net Amount	3,469.73

The following vouchers, as audited and certified by the Auditing Officer as required by RCW 42.24.080, and those expense reimbursement claims certified as required by RCW 42.24.090, are approved for payment. Those payments have been recorded on this listing which has been made available to the board.

As of October 9, 2013, the board, by a _____ vote, approves payments, totaling \$12,109.50. The payments are further identified in this document.

Total by Payment Type for Cash Account, GF WARRANTS OUTSTANDING:
Warrant Numbers 113066 through 113066, totaling \$12,109.50

Secretary _____ Board Member _____
Board Member _____ Board Member _____
Board Member _____ Board Member _____

Check Nbr	Vendor Name	Check Date	Invoice Number	Invoice Desc	PO Number	Invoice Amount	Check Amount
113066	MASTERCARD CORP. CLIENTS PAYME	10/03/2013	0003	Ferry Tickets for AI bus	81314019	233.65	12,109.50
			0003-1	PO to replace AI's PO # 1401213030	81314013	1,568.09	
			0003-2	Registration for Jim Brittain for the ASB Booster Club Workshop in Renton	81314020	100.00	
			0003-3	FERRY TICKETS AND AMAZON ORDER	0	131.10	
			0029	AMAZON FOR SENSORY SEAT	0	23.49	
			0029-1	Open PO Ferry tickets for school staff	1401314001	446.75	
			0029-3	AMAZON	0	62.35	
			0660	PANERA, COMMISSARY, FRED MEYER FOR STAFF BREAKFAST AND LUNCH AND LOCKS	0	85.42	
			0903	OFFICE DEPOT, DANDE, ALBERTSONS	0	190.63	
			0903-1	MasterCard-OFFICE DEPOT SAFE ***** DO NOT FAX **** Office Depot Safe Purchase for Bookkeepers Office	4311314004	623.56	
			0903-2	MasterCard	4311314005	125.79	

Check Nbr	Vendor Name	Check Date	Invoice Number	Invoice Desc	PO Number	Invoice Amount	Check Amount
				-OFFICE DEPOT CAMERA ***** DO NOT FAX ***** Office Depot Camera Purchase for SHS EVENTS			
		2174		FERRY TICKETS	0	57.00	
		2407		FERRY TICKETS, OFFICE DEPOT, WALMART, USPS	0	965.22	
		2415			0	139.00	
		5623		UPS	0	6.11	
		5626		OFFICE DEPOT	0	82.92	
		5634		po 4311314016 still in req status. purchase was for a locksmith	0	327.00	
		5634-1		ALBERTSONS, OFFICE DEPOT, JW PEPPER, COSTCO	0	849.56	
		5634-2		SHS AMAZON ORDER FOR PETER JOHNSON FOR BUSINESS CLASSES***PLEASE SEE ATTACHED ORIGINAL COPY OF THE REQUISITION***	141314002	855.86	
		5642		SAFEWAY AND ADVANCED ORG	0	187.74	
		5642-1		SHS AMAZON ORDER FOR PETER JOHNSON FOR BUSINESS CLASSES***PLEASE SEE ATTACHED ORIGINAL COPY OF THE REQUISITION***	141314002	1,375.90	
		5653			0	606.73	
		5679		SHUR KLEEN, FERRY TICKETS, TARGET, OFFICE DEPOT, AND PROPANE	0	392.22	
		5679-1		COVE BASE FOR SHS LOCKER ROOM	101314063	220.90	
		5687		FERRY TICKETS, PIZZA, COFFEE, TARGET, AND BUILDING SUPPLIES	0	1,587.27	

Check Nbr	Vendor Name	Check Date	Invoice Number	Invoice Desc	PO Number	Invoice Amount	Check Amount
			5703	FERRY TICKETS, DANDE, ALBERTSONS, OFFICE DEPOT, AND QUILL	0	250.71	
			6722	FERRY TICKETS, AMAZON, ALBERTSONS	0	128.47	
			6722-1	AMAZON	0	125.85	
			7359	ALBERTSON'S, FERRY TICKETS, AND UPS	0	325.82	
			9964	CHEVRON	0	34.39	
				1 Computer	Check(s) For a Total of		12,109.50

	0	Manual	Checks For a Total of	0.00
	0	Wire Transfer	Checks For a Total of	0.00
	0	ACH	Checks For a Total of	0.00
	1	Computer	Checks For a Total of	12,109.50
Total For	1	Manual, Wire Tran, ACH & Computer	Checks	12,109.50
Less	0	Voided	Checks For a Total of	0.00
			Net Amount	12,109.50

The following vouchers, as audited and certified by the Auditing Officer as required by RCW 42.24.080, and those expense reimbursement claims certified as required by RCW 42.24.090, are approved for payment. Those payments have been recorded on this listing which has been made available to the board.

As of October 9, 2013, the board, by a _____ vote, approves payments, totaling \$462.11. The payments are further identified in this document.

Total by Payment Type for Cash Account, CPF WARRANTS OUTSTANDING:
Warrant Numbers 200094 through 200094, totaling \$462.11

Secretary _____ Board Member _____
Board Member _____ Board Member _____
Board Member _____ Board Member _____

Check Nbr	Vendor Name	Check Date	Invoice Number	Invoice Desc	PO Number	Invoice Amount	Check Amount
200094	MASTERCARD CORP. CLIENTS PAYME	10/03/2013	0003-4	Quarry rocks	2001314001	462.11	462.11
			1	Computer	Check(s) For a Total of		462.11

	0	Manual	Checks For a Total of	0.00
	0	Wire Transfer	Checks For a Total of	0.00
	0	ACH	Checks For a Total of	0.00
	1	Computer	Checks For a Total of	462.11
Total For	1	Manual, Wire Tran, ACH & Computer	Checks	462.11
Less	0	Voided	Checks For a Total of	0.00
			Net Amount	462.11

The following vouchers, as audited and certified by the Auditing Officer as required by RCW 42.24.080, and those expense reimbursement claims certified as required by RCW 42.24.090, are approved for payment. Those payments have been recorded on this listing which has been made available to the board.

As of October 9, 2013, the board, by a _____ vote, approves payments, totaling \$7,750.91. The payments are further identified in this document.

Total by Payment Type for Cash Account, CPF WARRANTS OUTSTANDING:
Warrant Numbers 200095 through 200095, totaling \$7,750.91

Secretary _____ Board Member _____
Board Member _____ Board Member _____
Board Member _____ Board Member _____

Check Nbr	Vendor Name	Check Date	Invoice Number	Invoice Desc	PO Number	Invoice Amount	Check Amount
200095	ESD 112	10/03/2013	0000109318	CONSTRUCTION SERVICES W/ ESD 112	2001213022	2,616.06	7,750.91
			0000109319	CONSTRUCTION SERVICES W/ ESD 112	2001213032	5,134.85	
				1 Computer	Check(s) For a Total of		7,750.91

	0	Manual	Checks For a Total of	0.00
	0	Wire Transfer	Checks For a Total of	0.00
	0	ACH	Checks For a Total of	0.00
	1	Computer	Checks For a Total of	7,750.91
Total For	1	Manual, Wire Tran, ACH & Computer Checks		7,750.91
Less	0	Voided	Checks For a Total of	0.00
			Net Amount	7,750.91

The following vouchers, as audited and certified by the Auditing Officer as required by RCW 42.24.080, and those expense reimbursement claims certified as required by RCW 42.24.090, are approved for payment. Those payments have been recorded on this listing which has been made available to the board.

As of October 9, 2013, the board, by a _____ vote, approves payments, totaling \$4,228.15. The payments are further identified in this document.

Total by Payment Type for Cash Account, CPF WARRANTS OUTSTANDING:
Warrant Numbers 200096 through 200098, totaling \$4,228.15

Secretary _____ Board Member _____
Board Member _____ Board Member _____
Board Member _____ Board Member _____

Check Nbr	Vendor Name	Check Date	Invoice Number	Invoice Desc	PO Number	Invoice Amount	Check Amount
200096	AHBL	10/03/2013	89773	Civil Engineering Services SF Modular	2001213021	1,773.39	2,572.43
			89800	Complete SEPA land use planning services for the Old Pioneer Middle School.	2001213033	799.04	
200097	KING COUNTY DIRECTORS ASSN	10/03/2013	3712056	CART #632033, CLASSROOM SUPPLIES	2001213044	1,149.22	1,149.22
200098	KRAZAN & ASSOCIATES, INC.	10/03/2013	0669540-19856	CONSTRUCTION TESTING AND INSPECTION AND LAB TESTING	0	506.50	506.50
			3	Computer	Check(s) For a Total of		4,228.15

	0	Manual	Checks For a Total of	0.00
	0	Wire Transfer	Checks For a Total of	0.00
	0	ACH	Checks For a Total of	0.00
	3	Computer	Checks For a Total of	4,228.15
Total For	3	Manual, Wire Tran, ACH & Computer	Checks	4,228.15
Less	0	Voided	Checks For a Total of	0.00
			Net Amount	4,228.15

The following vouchers, as audited and certified by the Auditing Officer as required by RCW 42.24.080, and those expense reimbursement claims certified as required by RCW 42.24.090, are approved for payment. Those payments have been recorded on this listing which has been made available to the board.

As of October 9, 2013, the board, by a _____ vote, approves payments, totaling \$19,624.24. The payments are further identified in this document.

Total by Payment Type for Cash Account, GF WARRANTS OUTSTANDING:
Warrant Numbers 113067 through 113080, totaling \$19,624.24

Secretary _____ Board Member _____
Board Member _____ Board Member _____
Board Member _____ Board Member _____

Check Nbr	Vendor Name	Check Date	Invoice Number	Invoice Desc	PO Number	Invoice Amount	Check Amount
113067	AUTOLUBE TIRE & AUTOMOTIVE	10/04/2013	0000008906	OPEN PURCHASE ORDER 2012-2013 FOR VEHICLE REPAIRS FOR GROUNDS & DISTRICT VEHICLES LIC PLATE 729600C	101213114	389.02	389.02
113068	BETHMAN, KURT VON	10/04/2013	REIM MILEAGE/FOOD	8/11/13 WA-ACTE SUMMER CONFERENCE AND FOOD	0	216.35	216.35
113069	BOUND TO STAY BOUND	10/04/2013	827276	S.P. Library Book Order . Terri Eley customer #47852001	1271213088	3,989.90	3,989.90
113070	CLOVER PARK SCHOOL DISTRICT- P	10/04/2013	6070	Print District Newsletter	81213230	58.04	58.04
113071	CORRECTIONAL INDUSTRIES	10/04/2013	T022666	IMPRINTED APPAREL FOR CUSTODIAL/MAINTENANCE	101213185	186.75	186.75
113072	ESD 113	10/04/2013	0000022477	Business Manager Academy- Veronica Moore	81213161	4,500.00	4,500.00
113073	HAROLD LEMAY ENTERPRISES	10/04/2013	2180-579587-001	OPEN PO FOR DISTRICT WIDE GARBAGE. DO NOT FAX PO.	81213052	287.56	287.56
113074	K & L GATES	10/04/2013	2827372	PROFESSIONAL LAWYER SERVICES FOR THE 12/13 SY. DO NOT FAX	81213094	41.00	41.00
113075	OFFICE DEPOT	10/04/2013	672885731001	Supplies for Julie Wright	91213126	119.12	119.12

Check Nbr	Vendor Name	Check Date	Invoice Number	Invoice Desc	PO Number	Invoice Amount	Check Amount
113076	POWERCOM INC	10/04/2013	65492	Repair fiber optics connection to Pioneer Middle School sign. It was cut by a lawn mower and has to be repaired.	111213058	765.52	765.52
113077	TROXELL COMMUNICATIONS	10/04/2013	745940	Lamp replacement for Projectors	111213060	7,897.04	7,897.04
113078	WHEELER, RICHARD A	10/04/2013	REIMB MILEAGE/FOOD	8/11/13 WA-ACTE SUMMER CONFERENCE	0	261.83	261.83
113079	WHITE'S INC.	10/04/2013	10065	OPEN PURCHASE ORDER FOR SUPPLIES/REPAIRS 2012-2013	101213050	323.70	323.70
113080	WITT COMPANY	10/04/2013	315461	Copier- per state bid through Witt Co. FUNDS FROM AS EARNED MEDICAIDE ADMIN MATCH	81213105	588.41	588.41

14 Computer Check(s) For a Total of 19,624.24

	0	Manual	Checks For a Total of	0.00
	0	Wire Transfer	Checks For a Total of	0.00
	0	ACH	Checks For a Total of	0.00
	14	Computer	Checks For a Total of	19,624.24
Total For	14	Manual, Wire Tran, ACH & Computer	Checks	19,624.24
Less	0	Voided	Checks For a Total of	0.00
			Net Amount	19,624.24

Stellacoomb Historical School District No. 1
 Certificated Personnel Report

	A	B	C	D	E	F	G	H
1	Personnel Report 10-9-13							
2								
3	Name	Position	FTE	Location	Effective Date	Actions	Extra-Curricular Amount	Comment
4	Isler Denise	Teacher (4th grade)	1.00	Saltar's Point	10/10/2013	New Hire		
5	Christensen Leann	Academic Leadership Team		Cherrydale	10/2/2013	Stipend	800.00	
6	Hilderbrand Mark	Academic Leadership Team		Cherrydale	10/2/2013	Stipend	800.00	
7	Humphrey Brittany	Academic Leadership Team		Cherrydale	10/2/2013	Stipend	800.00	
8	Kirby Bianca	Academic Leadership Team		Cherrydale	10/2/2013	Stipend	800.00	
9	Shope Jaclyn	Academic Leadership Team		Cherrydale	10/2/2013	Stipend	800.00	
10	Anderson-Gonzalez Barbic	Primary Music Director		Cherrydale	10/30/2013	Stipend	1,200.00	
11	Enos Rodney	Data Team Leadership		Chloe Clark	9/11/2013	Stipend	800.00	
12	Fannin Coleman	Data Team Leadership		Chloe Clark	9/11/2013	Stipend	800.00	
13	Hennessey Jennipher	Data Team Leadership		Chloe Clark	9/11/2013	Stipend	800.00	
14	Heying Wendi	Data Team Leadership		Chloe Clark	9/11/2013	Stipend	800.00	
15	Lee Sandy	Data Team Leadership		Chloe Clark	9/11/2013	Stipend	800.00	
16	Widman Courtney	Data Team Leadership		Chloe Clark	9/11/2013	Stipend	800.00	
17	Peddy Karen	Primary Music Director		Chloe Clark	10/7/2013	Stipend	1,200.00	
18	Albert Royce	Data Coordinator/Strategic Planner		High School	8/29/2013	Stipend	2,400.00	
19	Bochenek Kelsey	Freshman Class Advisor		High School	8/29/2013	Stipend	2,400.00	
20	Folmer Bruce	SHS Band		High School	8/29/2013	Stipend	4,500.00	
21	Folmer Bruce	SHS Jazz		High School	8/29/2013	Stipend	4,500.00	
22	Garrett Eric	Math Department Chair		High School	9/4/2013	Stipend	2,500.00	
23	Gates Amanda	English Department Chair		High School	8/29/2013	Stipend	2,500.00	
24	Keller Alrica	ASB Advisor		High School	8/29/2013	Stipend	4,500.00	
25	Lallemend Krista	Science Equipment Purchaser		High School	8/29/2013	Stipend	600.00	
26	McClellan Kelly	Science Department Chair		High School	8/29/2013	Stipend	2,500.00	
27	McClellan Kelly	Senior Class Advisor		High School	8/29/2013	Stipend	2,400.00	
28	Miller Craig	Student 2 Student Advisor		High School	8/29/2013	Stipend	2,400.00	
29	Roberts Jamie	Sophomore Class Advisor		High School	8/29/2013	Stipend	2,400.00	
30	Snyder Jody	CTE Department Leader		High School	8/29/2013	Stipend	2,400.00	
31	Sortore Patricia	Junior Class Advisor		High School	8/29/2013	Stipend	2,400.00	
32	Whitham Lauren	SHS Choir		High School	8/29/2013	Stipend	4,500.00	
33	Wusterbarth Gary	Social Studies Department Chair		High School	8/29/2013	Stipend	2,500.00	
34	Snyder Jody	Key Club Advisor		High School	8/29/2013	Stipend	2,400.00	
35	Lakin Mary-Hope	Key Club Advisor		High School	8/29/2013	Stipend	2,400.00	
36	Hayden Christina	Drama Club Advisor Production1		High School	8/29/2013	Stipend	2,400.00	
37	Beaulieu Derek	Social Studies Department Chair		Pioneer	9/25/2013	Stipend	1,250.00	
38	Lowe Laura	Science Department Chair		Pioneer	9/30/2013	Stipend	1,250.00	
39	Milton Andrew	Language Arts Department Chair		Pioneer	9/30/2013	Stipend	1,250.00	
40	Yuckert Heather	Math Department Chair		Pioneer	9/24/2013	Stipend	1,250.00	
41	Whitham Lauren	PMS Choir		Pioneer	10/3/2013	Stipend	2,500.00	
42	Martin Michael	ASB Advisor		Pioneer	10/3/2013	Stipend	2,500.00	
43	Folmer Bruce	PMS Band		Pioneer	10/4/2013	Stipend	2,500.00	
44	Folmer Bruce	PMS Jazz		Pioneer	10/4/2013	Stipend	2,500.00	
45	Snow Dena	Instructional Leadership Team		Saltar's Point	10/3/2013	Stipend	800.00	
46	Palacios Linda	Instructional Leadership Team		Saltar's Point	10/3/2013	Stipend	800.00	
47	LaPlant Kylie	Instructional Leadership Team		Saltar's Point	10/3/2013	Stipend	800.00	
48	Barton Kristen	Instructional Leadership Team		Saltar's Point	10/3/2013	Stipend	800.00	
49	Hoedeman Michelle	Instructional Leadership Team		Saltar's Point	10/3/2013	Stipend	800.00	
50	Reynolds Taylor	Intermediate Music Director		Saltar's Point	8/29/2013	Stipend	2,400.00	

Steilacoom Historical School District
Coaching Personnel Report

Personnel Report 10-9-13						
Name	Position	Location	Effective Date	Action	Stipend Amount	Comment
Sowers Tati	Assistant Volleyball Coach	High School	8/26/2013	Stipend	3,117.75	

**Steilacoom School District
Surplus Equipment Form**

School: Old Pioneer Gym

Date: 10/2/2013

Staff Member: Jim Brittain

Phone: (253) 983-2209

Step 1

- a. **For Computer Equipment:** contact Tech Department to determine usability; if useable: prepare a memo signed the Principle and advertise the equipment (via email) to see if another school can use. If no takers after 5 business days, attach a copy of the email to this form and forward to the Business Office. If not useable: need Tech Dept. signature and send memo to Business Office.

Agency Tech Signature: _____ Date: _____

- b. **For Surplus Equipment Excluding Computer:** prepare a memo, signed by a department head, and advertise the item (via email) to see if another school can use. If no takers and 5 business days, attach a copy of the email to this form and forward to the business office.

Step 2 **Transferring Items to a New School/Department**

Send this form and attached memo to the Business Office so department inventories can be updated. Complete this chart for the item(s) being transferred with the Principals signature below.

Description	Serial Number	SHSD Tag #	New Owner

Step 3 **Items for Disposal**

If no one can use the item, complete the chart below (add additional items on back). If the items include computers, monitors, etc., contact Agency Tech assistance with disposal status. For non-tech items the form goes directly to the Business Office.

Description	Serial Number	SHSD Tag #	Dept. Owner	\$ Value
50 FT, Seven Row, Retractable Bleachers, Yellow, purchased in 1998 for \$17,500	N/A	N/A	Business Office	Est. \$1,500 to \$4,000
Two Clear Basketball Backboard	N/A	N/A	Business Office	Est. \$300 to \$750
Two Retractable Solid Basketball Backboard	N/A	N/A	Business Office	Est. \$1,000 each
Two Square Solid Basketball Backboards	N/A	N/A	Business Office	Est. \$250 to \$500
Scoreboard – Volleyball/Basketball	N/A	N/A	Business Office	Est. \$500 to \$1,500

Reason for Disposal: Demolition of Old Gym (Est. was based on market current market value) _____

The Business Office will send you a copy of this form after the item has been approved for surplus (items under \$2,000 will have Business Office signature and items over \$2,000 will have Superintendent Signature). Maintenance will contact you about disposal and if the items include computers, etc. Tech dept. will assist with hard drive and ID tag removal prior to disposal.

Signature: _____

Date: _____

Signature for disposal of item \$2,000 or less : _____

Date: _____

Signature for disposal of item over \$2,000: _____

Date: _____

- Copy to Originating Dept.
- Copy to Agency Tech for disposal prep
- Copy to Maintenance for disposal

Overnight Field Trip Proposal: Steilacoom High School DECA club

- Purpose: DECA conferences are highly-focused learning experiences for students and advisors. This conference will bring members together while providing unique opportunities to extend classroom learning.
- Marketing curriculum focuses on the professional world in regards to the marketing field. This trip provides exposure to the marketing industry in a hands-on, experiential fashion.
- The transportation to and from the conference will be by bus arranged by the advisor through district transportation.
- The chaperones will be Christina Hayden, DECA advisor and Micah Dill, SHS teacher.
- The students and chaperones will stay at the Seattle Westin Hotel, 1900 5th Ave, Seattle, WA 98101
- The DECA ASB fund as well as participant contribution will pay for this conference.
- Intinerary:
 - Departure date/time: October 27, 1:00 pm from SHS, arrival at the Westin in Seattle at approximately 2:00 pm. Conference itinerary attached.
 - Return date/time: October 29, 2:00 pm to SHS
- The advisor, Christina Hayden, can be reached at cell phone # 253-677-2282 and at the Westin Hotel in Seattle. Advisors will be staying at the Westin Hotel with the students.


9/23/13 

Sunday, October 27

Registration	1:00 p.m.–4:00 p.m.	Westin, Grand Crescent
Area Meetings	4:00 p.m.–5:00 p.m.	Westin meeting rooms
Link Light Rail to Occidental Park	5:00 p.m.–6:00 p.m.	Westlake Light Rail to Pioneer Square
March to the Match	6:00 p.m.–7:00 p.m.	Occidental Park to CenturyLink
Sounders Match vs LA Galaxy	7:00 p.m.–9:00 p.m.	CenturyLink Field
Link Light Rail to Westlake	9:30 p.m.–10:30 p.m.	Pioneer Square Station to Westlake Center
Chapter Meetings	10:30 p.m.–11:00 p.m.	Westin
Curfew	11:00 p.m.	Westin

Monday, October 28

Opening Session	9:00 a.m.–10:00 a.m.	Westin, Grand Ballroom
Marketing Exhibitor Fair	10:00 a.m.–4:00 p.m.	Westin, Fifth Ave Room
Chapter Leadership Academy	10:30 a.m.–4:00 p.m.	Westin, Elliott Bay Room
Speaker Presentations	10:00 a.m.–5:00 p.m.	Westin
Explore Seattle & Dinner	5:00 p.m.–8:30 p.m.	On your own
Closing Session & Entertainment	8:30 p.m.–10:30 p.m.	Westin
Chapter Meetings	10:30 p.m.–11:00 p.m.	Westin
Curfew	11:00 p.m.	Westin

Tuesday, October 29

Mock Competition	8:00 a.m.–12:00 p.m.	Westin Grand Ballroom
Speaker Presentations	9:30 a.m.–12:00 p.m.	Westin

FLC Highlights!

Seattle Sounders FC versus LA Galaxy



Motivational Keynote Speaker

Kent Julian, Founder and President, Live It Forward LLC



Informative Presentations

Hear from professionals representing successful companies such as:

Amazon, Concur, Microsoft, Nordstrom, Seattle Sounders

A Few of the Topics...

Personal Finance: Make Your Money Work for You; College Finances

Social Media: How Social Media Is Changing Business; Social Media Etiquette

Branding: What It Means to Create and Re-Create a Brand

...and many more!

Entertainment

Joe Black



Hypnotist



Specialists in School Buildings

October 4, 2013

Mr. James Brittain
Executive Director of Finance and Operations
Steilacoom Historical School District
Steilacoom, Washington

RE: Notice of Substantial Completion
Classroom Modular Building
Saltar's Point Elementary School

Mr. Brittain,

This letter will serve as Notice of Substantial Completion for the Classroom Modular Building project at Saltar's Point Elementary School. The project achieved Substantial Completion on August 26, 2013.

All construction work by the Contractor, William-Scotsman, Inc. has been completed and accepted and is currently under one year warranty period.

Release of Retainage shall occur upon; completion of the State of Washington Notice of Completion of Public Works Contract; submission of this form to the Department of Revenue, Department of Labor and Industries and Employment Security Department; and upon notice of approval from these agencies.

Sincerely,

Kelley Wilson, Project Manager
ESD 112/Construction Services Group

CSG Office Locations

ESD 112
2500 NE 65th Avenue
Vancouver WA 98661
P 360.750.7500
F 360.750.9706

ESD 101
4202 S Regal Street
Spokane WA 99223
P 509.789.3800
F 509.456.2999

ESD 123
3918 W Court Street
Pasco WA 99301
P 509.547.8441
F 509.544.5795

ESD 171
430 Olds Station Road
Wenatchee WA 98801
P 509.665.2610
F 509.662.9027

NW ESD 189
1601 R Avenue
Anacortes WA 98221
P 360.299.4000
F 360.299.4070

Steilacoom Historical School District No. 1

510 Chambers

Steilacoom, WA 98388

Resolution No. 807-10-09-13

A RESOLUTION to accept Saltar's Point Elementary School Modular Building, Steilacoom, Washington, as meeting the contract standards for achieving the status of Final Completion.

WHEREAS, the Board of Directors of the Steilacoom Historical School District No.1 accepts Final Completion of the construction of Saltar's Point Elementary Modular Building.

WHEREAS, the letter of completion states that the building's systems have met or exceeded the specified design criteria and therefore meets the design intent;

WHEREAS, construction of the project has met the definition of Final Completion for the project per the contractual documents;

NOW THEREFORE, the Board of Directors of the Steilacoom Historical School District No.1 willingly agrees and accepts the Saltar's Point Elementary Modular Project's Final.

The foregoing resolution was ADOPTED at a regular meeting of the Board of Directors of this district on the 9th of October 2013, of which due notice was given the manner provided by law, the following directors being present and voting.

Chair

ATTEST

Secretary/Superintendent

Steilacoom Historical School District No. 1
510 Chambers
Steilacoom, WA 98388

Resolution No. 808-10-09-13

WHEREAS school directors are elected before but take office after the Annual Conference of the Washington State School Directors' Association; and

WHEREAS it is to the advantage of the District to have its directors and directors-elect attend the workshops and orientation programs at the Conference and to exchange ideas with school directors from elsewhere in the state;

NOW, THEREFORE, BE IT RESOLVED that those persons newly elected November 5, 2013, to the Steilacoom Historical School District #1 Board of Directors be designated to attend the Annual Conference of the Washington State School Directors' Association, to be held November 21-24, 2013, as representatives of the district.

Expenses of the representatives shall be paid by the district in amounts and in the manner permitted by the law and the directors and representatives shall make a conference report to the Board at the first regularly scheduled meeting of the Board in January.

Signed, this 9th day of October, 2013.

Chair

ATTEST

Secretary/Superintendent

Steilacoom Historical School District No. 1



CAPITAL FACILITIES PLAN

2012 - 2018

January 2013

Steilacoom Historical School
District No. 1
510 Chambers Street
Steilacoom, WA 98388
(253) 988-2200

Board of Directors

Mr. Mike Winkler

Mr. Samuel Scott

Mr. Donald Denning

Mr. Kevin Callanan

Ms. Yoshie Wong

Mr. Bill Fritz, Superintendent

Prepared by the
Steilacoom Historical School District No. 1

TABLE OF CONTENTS

	TAB
Introduction	1
Introduction	
Student Achievement Goals	
District Statements and Core Values	
District Strategic Plan and Goals	
District Map	
School District Description	2
Location and Description of School Facilities	
History of Facilities	
Parcel Summary by Location	
Student Enrollment	3
School Capacities	
Student Enrollment Trends	
OSPI – Cohort Survival Enrollment Projections	
SHSD 2012-2013 to 2017-2018 Projected Enrollment	
SHSD 2012-2013 Enrollment -October	
Level of Service	4
Construction Plans	5
Finance Plan	6

STEILACOOM HISTORICAL SCHOOL DISTRICT NO. 1
BUILDING SITE AND SCHEDULES

ADMINISTRATIVE OFFICE
510 CHAMBERS STREET
STEILACOOM, WA 98388
WEB SITE: www.steilacoom.k12.wa.us

DISTRICT OFFICE
510 Chambers Street
Steilacoom, WA 98388

(253) 983-2200
(253) 584-7198 (fax)

Mr. Bill Fritz - Superintendent
Ms. LeeRae Ball - Executive Director of
Finance and Operations
Ms. Susanne Beauchaine- Executive
Director of Student Services
Ms. Kathi Weight - Executive Director for
Student Achievement and Human
Resources
Ms. Nancy McClure - Principal
Ms. Michele Hildebrand- Office Manager
Ms. Lanae Olson - Counselor

CHERRYDALE PRIMARY SCHOOL
1201 Galloway
Steilacoom, WA 98388

(253) 983-2500
(253) 583-8478 (fax)

Ms. Nancy McClure - Principal
Ms. Michele Hildebrand- Office Manager
Ms. Lanae Olson - Counselor

CHLOE CLARK ELEMENTARY SCHOOL
1700 Palisades Blvd
DuPont, WA 98327

(253) 583-7100
(253) 964-0935 (fax)

Mr. Gary Yoho - Principal
Ms. Melissa McGann - Office Manager
Mr. Coleman Fannin - Counselor

SALTAR'S POINT ELEMENTARY SCHOOL
908 Third Street
Steilacoom, WA 98388

(253) 983-2600
(253) 581-9083 (fax)

Mr. Joel Lang - Principal
Ms. Rita Gorman - Secretary
Mr. Kip Gillett - Counselor

ANDERSON ISLAND ELEMENTARY SCHOOL
13005 Camus Road
Anderson Island, WA 98303

(253) 884-4901
(253) 884-7835 (fax)

Ms. Kathi Weight - Administrator
Ms. Dana Ballou, Secretary/Para Educator
Ms. Lanae Olson - Counselor

PIONEER MIDDLE SCHOOL
1750 Bob's Hollow Lane
DuPont, WA 98327

(253) 583-7200
(253) 583-7292 (fax)

Mr. Andre Stout - Principal
Mr. John Nystrom - Assistant Principal
Ms. Kathy Lech - Office Manager
Ms. Rebecca Anderson - Attendance
Secretary

STEILACOOM HIGH SCHOOL
54 Sentinel Drive
Steilacoom, WA 98388

(253) 983-2300
(253) 983-2393 (fax)

Mr. Brian Hanson - Principal
Ms. Sara Graves - Assistant Principal
Mr. Michael Miller - Assistant Principal/
Athletic Director
Ms. Karen Staples - Activities Office
Secretary
Ms. Sharon Schiller - Accounts Payable
Ms. Wanda Betancourt - Registrar/
Counseling Secretary

TAB 1 INTRODUCTION

This Capital Facilities Plan (CFP) has been developed for Steilacoom Historical School District No. 1 in response to the provisions of the Growth Management Act (GMA). This report assesses the following:

- The anticipated growth within the District's boundaries;
- The anticipated school enrollment growth through the **2012-2018** planning period;
- Identifies the new school facilities required to meet the needs of this expanding student enrollment; and
- As applicable, identifies the school impact fee calculations based on the capacity projects necessary to address growth needs.

Residential development has historically preceded any school construction and has never progressed in an orderly and coordinated manner. Selection of school sites and the construction of schools have generally followed the construction of new homes. This historic process of school construction following residential growth has left a gap between available space and the student population. As a result, schools have commonly become overcrowded. Compounding the situation is the required time to acquire property, plan and design facilities, acquire all necessary permits, and to construct facilities.

In the past, relief for overcrowded schools has primarily come from local residents who have supported tax levies and bond issues. Voter approval of school levies and bond issues is becoming more difficult as other interests vie for property tax dollars. In addition, many existing residents are questioning the equity of having to pay for the educational facilities of new residents. In an effort to overcome the perceived inequity of property tax supported levies and bond issues, school districts have sought conditions upon development activity to provide a share of the local financial support needed for the construction of school facilities.

This Capital Facilities Plan is designed to support the use of school impact fees as provided for under the 1990 Growth Management Act. Therefore, this Plan consists of:

- An inventory of the existing schools, support facilities and properties owned by Steilacoom Historical School District No.1;
- An enrollment history and projection for the **2012-2018** time frame;
- An identification of the District's current "level of service" with respect to capital facilities;
- A forecast of the District's need for new construction, modernization, and new construction-in-lieu-of modernization; and
- A plan that will finance the proposed construction projects within projected funding capacities and clearly identify sources of public money for such purposes. The CFP is designed to support school impact fees authorized by Pierce County, as implemented by Steilacoom Historical School District No. 1 and other municipalities that may collect school impact fees on behalf of the District.

In addition, the CFP will also provide a basis for mitigation under the State Environmental Protection Act (SEPA) or the State Subdivision Act.

TAB 1 STUDENT ACHIEVEMENT GOALS

STUDENT ACHIEVEMENT GOALS

- GOAL 1** *Read* with comprehension, *write* with skill, *listen, observe,* and *interpret* information and *communicate* clearly and effectively.
- GOAL 2** *Know* and apply the core concepts and principles of mathematics; social, physical, and life science; civics and history; geography; arts; and health and fitness.
- GOAL 3** *Think* analytically, logically, and creatively, and to integrate experience and knowledge to form reasoned judgments and solve problems.
- GOAL 4** *Understand* the importance of work and how performance, effort, and decisions directly affect career and educational opportunities.
-

TAB I DISTRICT STATEMENTS AND CORE VALUES

DISTRICT VISION STATEMENT

“The best education for every student.”

DISTRICT MISSION STATEMENT

The mission statement for the Steilacoom Historical School District No.1, in partnership with our communities, is to educate and prepare responsible citizens who can contribute and adapt in a changing world.

DISTRICT CORE VALUES

Academics

We commit to engage all students by using effective instructional practices, challenging students to reach their fullest potential

Collaboration

We practice purposeful, professional, student-centered collaboration.

Climate

We ensure a positive, respectful and safe learning climate, responsive to students' individual needs.

Integrity

We commit to act with honesty and integrity, respecting all diversities.

Community

We welcome and encourage family and community involvement, where each member of the school community is a valued partner.

Accountability

We, the SHSD learning community, share in the responsibility for attaining academic and fiscal goals by providing educators with the necessary tools and resources for success.

TAB I DISTRICT STRATEGIC PLAN AND GOALS

GOAL 1: To expand and modernize facilities.

Strategies:

- 1.1 We will implement a plan for financing a second elementary school in DuPont/Northwest Landing to accommodate the increase in student enrollment.
- 1.2 We will review options to gain square footage in the existing schools for future expansion of programs such as special education and other programs.
- 1.3 We will complete the construction for expansion and modernization of the current Steilacoom High School. (Completed 2009) We will review options to purchase adjacent property to the existing High School if it becomes available (Land purchase completed in 2011) for the eventual expansion for career and technical education additional classroom capacity and special education.
- 1.4 We will complete the construction of the new Pioneer Middle School to facilitate increases in student enrollment. (Completed August 2008)
- 1.5 We will prioritize needs for modernization of existing facilities.
- 1.6 We will review current needs in order to establish a preventative maintenance plan to secure building safety and put funds aside for ongoing maintenance needs. (Preventative Plan established in 2011)

GOAL 2: To raise expectations and maximize student achievement for all students.

Strategies:

- 2.1 We will develop a five-year plan and implement clearly articulated K-12 strategies.
- 2.2 We will align K-12 learning expectations with instruction and assessment strategies.
- 2.3 We will develop a goal setting process that focuses staff, students, and schools on continuous progress towards improved achievement and career opportunities.
- 2.4 We will implement a technology plan that will prepare our students to use technology as a learning tool.
- 2.5 We will develop a district-wide computer network to assist in communication and management of services.

GOAL 3: To develop and maintain an active partnership between schools, parents, businesses, and community.

Strategies:

3.1 We will promote shared responsibility between parents, community, and schools to maximize student achievement.

3.2 We will encourage parent and community volunteerism in schools.

3.3 We will identify and develop essential school-to-work skills through community partnerships.

3.4 We will increase parent and community involvement in school and district decision-making.

GOAL 4: To provide a safe, secure and caring educational environment for all learners.

Strategies:

4.1 We will review procedures and develop consistency in K-12 student behavior expectations and discipline guidelines.

4.2 We will maintain a Zero Tolerance Policy for student possession of guns and other weapons.

4.3 We will review programs and instructional strategies to provide for the needs of diverse learners.

4.4 We will maintain a Zero Tolerance Policy for drug/alcohol and tobacco use.

4.5 We will maintain security of facilities and investigate the use of building security systems.

4.6 We will maintain policies and procedures to prevent harassment, intimidation and bullying.

GOAL 5: To promote and support fiscal alignment with district goals.

Strategies:

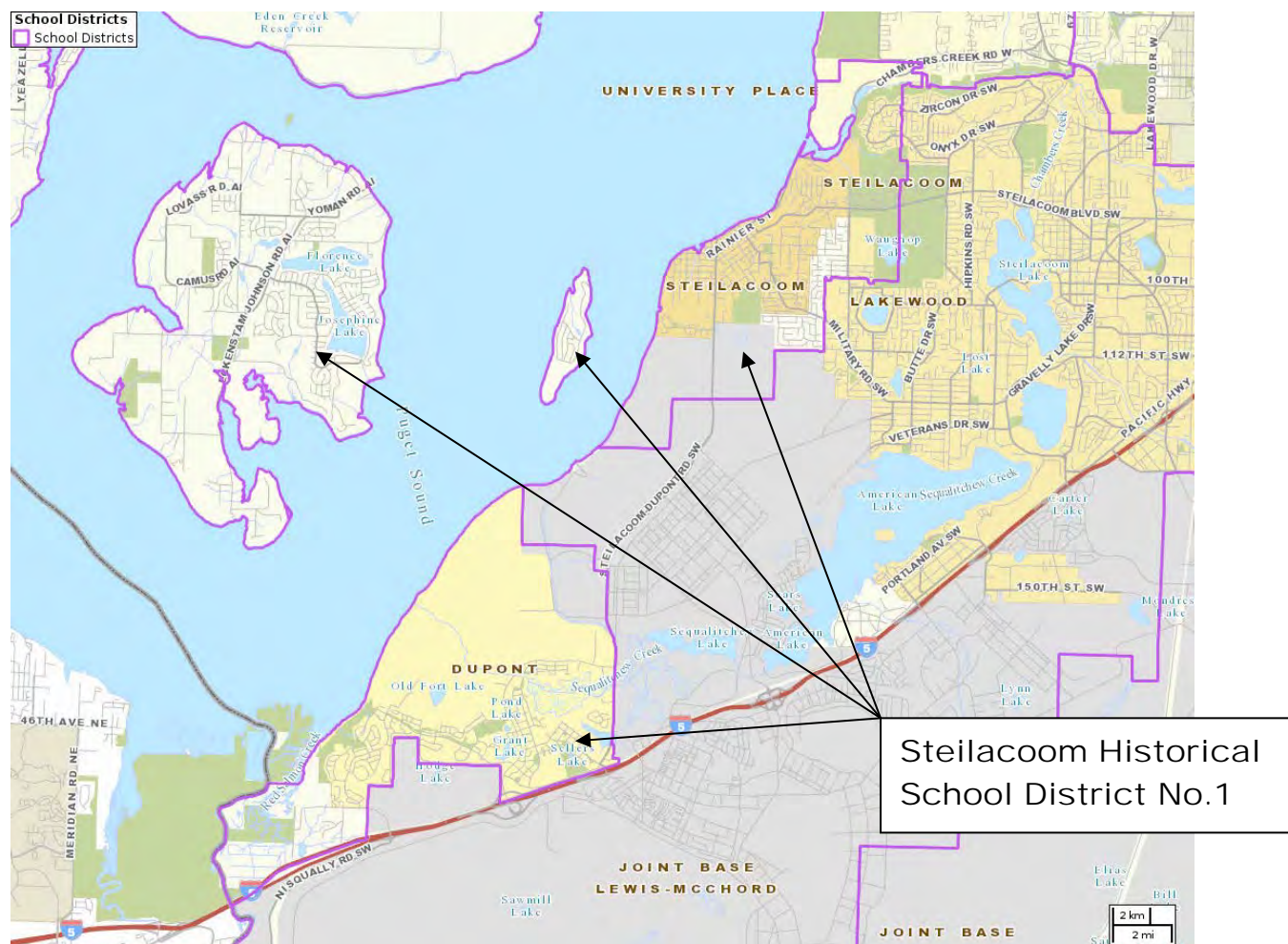
5.1 We will allocate resources equitably to meet other needs.

5.2 We will conduct a management and operational review to establish district priorities for improvement.

5.3 We will review all fiscal expenditures and build a budget based on greatest need to improve student achievement (0 base).

5.4 We will develop a long-range financial plan to increase reserve funding and provide for facility needs and preventative maintenance.

TAB I DISTRICT MAP



TAB II LOCATION AND DESCRIPTION OF SCHOOL FACILITIES

The chart below lists and describes each school facility site within the District. This represents the most accurate inventory of SF areas for the individual facilities within the district as reviewed by District staff. The numbers below do not include SF areas for portable buildings but do include covered outdoor play areas. The Washington State’s Office of the Superintendent for Public Instruction’s School Facility Inventory of Permanent School Facilities Report will be updated per the numbers listed below.

2012 Steilacoom Historical School District Facility Inventory						
School	Location	Grades	SF as of 2006	Added/New SF	Year SF added	2012 Total SF
Anderson Island ES	Anderson Island	K-5	1,680	2,865	2007	4,545
Cherrydale Primary	Steilacoom	K-3w/full day K and pre-K	40,487	0		40,487
Salter’s Point ES	Steilacoom	4-5 (all district)	53,039	0		53,039
Chloe Clark ES	DuPont	K-3 w/full day K and pre-K	22,100	37,734	2006	59,835
Pioneer Middle School	DuPont	6-8 (all district)		104,707	2008	104,707
Steilacoom High School	Steilacoom	9-12 (all district)	112,800	23,091	2009	135,891

TAB II HISTORY OF FACILITIES

1. School District Building Data

<u>Date</u>	<u>Building</u>	<u>Cost</u>	<u>Location</u>
1851	Log Building	Unknown	Main & Commercial
1858	First Public School	\$450	Starling & Frederick
		Contributions/Partial Payment	
1892	Second Public School	\$10,000.00	Chambers & Sequalish
1916-17	Third Public School	\$15,000.00	Chambers & Sequalish
1952	All Purpose School	\$133,953.00	Chambers & Nisqually
1962	Cherrydale School	\$183,597.00	Galloway and C
1966	Cherrydale Addition	\$175,646.00	Galloway and C
1968	Pioneer Addition	\$405,422.00	Chambers & Nisqually
1969	Silver Beach Site	\$42,000.00	SOLD
1972	Saltar's Point School	\$605,860.00	Third & Beech
1976	Oakbrook Site	\$42,500.00	SOLD
	Consolidation with Anderson Island and DuPont School Districts		
1979	Acquisition of Laughbon Jr./Sr. High School; Anderson Island and Harriet Taylor schools		
1981	Steilacoom High School		Sentinel Drive
1986	District Office		Steilacoom, WA
2000	Chloe Clark Elementary	\$1.7 million*	Palisade Boulevard
2006	Chloe Clark Elementary	\$6.0 million	DuPont, WA
	School Addition/Modernization		
2007	Anderson Island Elementary	\$951,460	Anderson Island, WA
	New Multipurpose Room		
2008	New Pioneer Middle School	\$34.0 million	DuPont, WA
2008-2009	Steilacoom HS Addition	\$27.0 million	Steilacoom, WA
	/Modernization		
2011	Pioneer Middle School	\$461,967	DuPont, WA
	Classroom Air Conditioning		

2. Land/Parcel holdings for future growth

Until 2012, the District owned a 30 acre parcel located in the City of DuPont at the intersection of Center Drive and International Place. The parcel's east boundary faces Steilacoom/DuPont Highway. The District sold this property and used a portion of the sale proceeds to acquire a 14.71 acre site located on Manchester Place within the City of DuPont and a 5.3 acre site located on International Place within the City of DuPont.

This newly acquired 14.71 acre site in DuPont is intended to serve as the location for a future new elementary school. The 5.3 acre site on International Place is ideally suited for transportation and maintenance facilities.

In its long range planning, the District has analyzed smaller parcels it owns that cannot support the size of facilities at any grade level and considered the sale of those parcels to fund its long

range capital facility or future land acquisition funding strategies. The District completed the process necessary to declare the parcel at Saltar's Point Elementary School as surplus property. The 15.13 acre parcel was sold to Pierce County Conservation Futures in October 2008.

In October 2008, the Board directed the Superintendent to have the Cherrydale Woods property surveyed and divided into three parcels. In 2011, the District sold two of the three parcels behind Cherrydale Primary School to Pierce County as a part of the Conservation Futures Conservatory for permanent County green space/wetlands. The remaining parcel, Parcel C, is vacant and was recently declared surplus. The District is in the process of finalizing the sale of Parcel C to the Town of Steilacoom.

In 2010, The District purchased a 13.5 acre parcel directly north of Steilacoom High School. It is the intent of the District and the Board to utilize this site for a future addition to the high school, additional parking and athletic fields (i.e., fast pitch field).

3. History of Capital Facility Planning and Construction

To meet increasing population and provide a sturdier building, the Town of Steilacoom approved in 1913 the construction of a new brick structure at the cost of \$15,000. Until the new building was erected, the old building was used.

During the early part of the 1990's, about a dozen portable classrooms were placed to accommodate the growing enrollment at Cherrydale Primary School, Saltar's Point Elementary, and Pioneer Middle School. After the Town of Steilacoom placed a moratorium on the number of portables that could be sited, the District held public information meetings designed to inform residents about the critical situation. When the bond election was held in 1996 to approve general obligation bonds of \$38,000,000, Steilacoom voters rejected it. A second election, held in the following year, however, was approved.

In 1997, voters approved by over 60% a proposition for construction and improvements to the District's elementary schools and high school but rejected a second proposition to build a new middle school.

Instead, the old Steilacoom School serving as Pioneer Middle School underwent an extensive retro-fit to make the building earthquake safe. In addition, the cafeteria was remodeled and enlarged and the gymnasium floor was replaced. The results of that retro-fit were demonstrated during the February 28, 2001 earthquake. A portion of Proposition #1, or \$2,003,000, was designated for Technology—computers, software and related equipment.

Following approval of the 1997 Capital Facilities Bond, plans were started for work on Cherrydale Primary School, Saltar's Point Elementary School, and Anderson Island Elementary School. Arrangements were made to house Cherrydale Primary students in vacant classrooms throughout the Clover Park School District, while Saltar's Point Elementary students were transported to Parkway Elementary School at Ft. Lewis. Cherrydale Primary students returned to their renovated school in February 1999, while Saltar's Point Elementary students returned to their new school in the fall of that year. To accommodate school-age students in the DuPont/Northwest Landing community, ground was broken in fall 2000 for a new elementary school. Chloe Clark Elementary School was dedicated in August 2001 and 180 students were enrolled for the following school year.

In April 2002, the board chartered the Facilities Committee to gather and analyze information, evaluate facilities options and conduct hearings about the District's facilities. A vision statement was prepared to guide the facilities planning and policy process.

The committee's recommendations were to:

1. Build a new high school at the district-owned DuPont, WA site.
2. Convert the current high school to a middle school.
3. Complete Chloe Clark Elementary school.

In May 2003, the Steilacoom Historical School District No. 1's Board of Directors unanimously approved Resolution 472-05-21-03. The resolution supported the recommendations of the Facilities Committee and the Board's Long-Term Facilities Vision.

In 2004 and 2005, the Board reviewed the student enrollment projections against its 2005 State Study and Survey and studied the earlier recommendations by the Facilities Committee. The Board of Directors studied the long range facility plan further. Based on Pierce County and District demographics data, projected enrollment, near and long term financial plans, assessed valuations and District land capacities, the Board of Directors voted to amend the previously adopted resolution to permit the District to construct a replacement new middle school, expand and modernize the high school, increase the capacity of Chloe Clark Elementary School and replace the multi-purpose room at Anderson Island Elementary School.

On May 17, 2005, District voters approved Steilacoom Historical School District No. 1 to issue \$55.9 million dollars in general obligation bonds to finance a 6-year construction program. The Pierce County Auditor's Office validated the vote on May 27, 2005 with Approved 2,631 (62.57%); Rejected 1,547 (37.43%) votes. The District anticipated receiving approximately \$7.1 million dollars in state match dollars.

The 2005 bond projects included:

- Completing Phase II of Chloe Clark Elementary School
- Building a new middle school
- Building an addition to Steilacoom High School
- Modernizing the existing portion of Steilacoom High School
- Building a new multi-purpose room at Anderson Island Elementary School
- Completing other priority renovations/modernization projects

Bond sales were executed in two phases: June 2005, \$22 million dollars and July 2006, \$33.9 million dollars. The 2005 bond projects are complete.

The anticipated Washington State Office of Superintendent of Public Instruction 'state match' was approximately \$7.1 million dollars for this program. Due to prudent planning and a higher than anticipated state match cost per square foot factor, the District received \$5,087,870 in state match allocation for Pioneer Middle School and \$12,078,446 for Steilacoom High School.

In 2011, The District sold to Pierce County two parcels totaling 3.0 acres as part of a land conservation grant program. This area is commonly referred to as the Cherrydale Woods. This

land is adjacent to Cherrydale Elementary School. The District is in the process of finalizing the sale to the Town of Steilacoom a 1.64 acre parcel of land, referred to as Parcel C, next to the school.

Also in 2011, air conditioning was added to the classrooms at Pioneer Middle School. Snow guards were added to the roofs as well.

Anderson Island Elementary School's administrative and cafeteria building received improvements to provide more functional cafeteria, kitchen, administrative staff and community areas. The campus wide fire alarm system was serviced and has been brought up to current code standards.

The parcel and structure known as the "Yellow House" located to the east of the District Office at the SE corner of Chambers and Sequash Street was sold in late 2012.

The board passed in November 2012 Resolution 787-10-24-12 to approve the addition of a modular building containing two classrooms to be placed at Saltar's Point Elementary to accommodate enrollment growth.

4. Future Capital Facility Plans

The district's projected enrollment growth will continue to be focused in the near term at the elementary grade levels and in particular the City of DuPont area where the population growth continues. In addition, in 2010, the Washington State Legislature passed House Bill 2776, which requires implementation of full day Kindergarten by the school year 2017-18. To meet these capacity needs, the Board envisions the potential need for another elementary school in DuPont. Chloe Clark Elementary School's Phase II & III projects have been completed. The Board of Directors and the District have explored options for the location of a new elementary school and have found the newly acquired 14.71 acres to be very well suited as the location for a future elementary school. The District plans to construct the first phase of this school during the six year planning period of this Capital Facilities Plan.

In addition, the district has reviewed options to increase capacity at all of the primary and elementary schools to allow for future expansion of existing programs such as special education and other programs. The addition of a modular building containing two classrooms is planned for utilization at the start of 2013-2014 school year.

The Board of Directors expressed the need to relocate and build a facility to house maintenance and transportation staff and equipment for the District. With the sale of the 30 acre parcel in DuPont and the consequential acquisition of 5.3 acres on International Place in DuPont, conceptual design has begun for utilizing the 5.3 acre site for a transportation facility.

In 2008, the Board of Directors gave the Citizens Advisory Committee the task of exploring options regarding the buildings that make up the old Pioneer Middle School site. The Committee's recommendation included consolidation of all SHSD administrative offices into the 1918 Building since the current administrative facility does not provide adequate space. In 2011, the district received a state energy grant that included a new heating system for the 1918 building. A conceptual design and feasibility study are under way to better understand the

associated costs in converting the 1918 Building into an administrative building that would enable all of the District's administrative staff to be housed in one building.

Speculation on Anderson Island's growth may, in the long term, impact Steilacoom elementary school enrollment growth.

The District's 2005 Capital Improvement Program and the approved conditional use permit for Steilacoom High School made provisions for the addition of four future classrooms onto the new design of Steilacoom High School. In addition, the District reviewed the option to purchase adjacent property to the High School to allow for future expansion. This 13.50 acre parcel was purchased by the District in late 2010. It is the intent of the District and the Board to utilize this site for a future addition to the high school, additional parking and athletic fields (i.e., fast pitch field).

At Pioneer Middle School, four additional classrooms could be added onto the new school but a separate conditional use permit would be required. These potential build-outs could accommodate up to 125 additional students at the middle and high school levels.

TAB II PARCEL SUMMARY BY LOCATION

The following tab contains information on the District's parcels.

The list of parcels and approximate square feet data is from Pierce County Assessor-Treasurer online database files:

School/Facility/Parcel Description	Address City	Pierce County Tax ID parcel #	Approximate acreage	Notes
Steilacoom High School	54 Sentinel Steilacoom	7615000681	32.50	With two easements from DSHS. 13.50 acres were purchased north of the HS in late 2010.
Old Pioneer Middle School Site	511 Chamber Steilacoom	2305000600	3.26	Currently considering to convert into an administrative building
Bus Barn and Upper Field	710 Chambers Steilacoom	6655200310 6655200160	1.61 1.61	Considering selling parcels
Saltar's Point Elementary School	908 3 rd St Steilacoom	7260000072	7.69	2008 New parcel number 7260000072
Saltar's Point Elementary School Vacant Undeveloped Parcel	Steilacoom	0219063073	15.13	Sold to Pierce County Futures Conservation Oct. 2008
Cherrydale Primary School,	1201 Galloway Steilacoom	0219052048	7.24	Parcels 0219052045 and 0219052046 were sold to Pierce County in 2011.
Cherrydale Primary School Vacant Undeveloped Parcel	XXX B St Steilacoom	0219052047	1.64	Recently declared surplus; pending sale
Chloe Clark Elementary School	1700 Palisades Blvd DuPont	0119264010	10.01	
Anderson Island Elementary School	13005 Anderson Island	0119052002	N/A	Parcel is owned by the AI Park Board and is leased to SHSD
District Office	510 Chambers St Steilacoom	2305000651	.20	
Parcel with Single-Family Structure	1314 Nisqually Steilacoom	2305000640	.17	Sold in 2012
Vacant Undeveloped Parcel	Center/International Drive. DuPont	3000390060	30.84	Sold in 2012
Vacant Undeveloped Parcel	N/A Steilacoom	7615000022	13.5	Purchased in 2010
Vacant Undeveloped Parcel	Manchester Place DuPont	3001000010- 3001000050	14.71	Purchased in 2012
Vacant Undeveloped Parcel	International Place DuPont	3000390282	5.34	Purchased in 2012

TAB III STUDENT ENROLLMENT TRENDS

1. DISTRICT GROWTH

Steilacoom Historical School District No. 1 has reviewed historical demographic trends and actual enrollments. It is the belief of the District that residential growth within the City of DuPont will have a slight increase in 2013 and in the near future. This should result in a consistent K-12 student population increase from City of DuPont based students. The Steilacoom based student population is most likely to remain stable with a potential slight decrease as this has been the trend for the last year. The combined student population from the Town of Steilacoom and the City of DuPont is expected to result in a leveling off of the recent district wide decrease in current student enrollment.

Since 2002, the District has experienced significant student enrollment (actual and projected). In 2006, the Steilacoom Historical School District No. 1 entered into an agreement with K12.com to develop Washington State's first statewide Virtual Academy (WAVA). This academy included grades K-8 and saw an initial enrollment of 1,400 students in its first year of operation. The District anticipated enrollment of over 3,000 students within the first five years. This program was developed for the large number of home school students residing in Washington State. In October 2011, 1,692 students were enrolled in the WAVA. There had been a steady decrease in enrollment throughout the 2010-2011 and 2011-2012 school years. At the end of the 2011-2012 school year, the program was terminated.

The District's elementary school enrollment (Grades K-5) has grown from 966 students in 2003 to 2,815 students in 2011 (October enrollment). This explosive growth was attributed to the build out of the Northwest Landing (DuPont) area and WAVA. When comparing elementary level student enrollment numbers at the brick and mortar level only, enrollment has increased from 966 students in 2003 to 1,396 students in 2012.

During that same period, the Middle School (grades 6-8) student enrollment had grown from 529 students to 1,816 students. Again these numbers included students in WAVA. The brick and mortar enrollment for the middle school increased from 529 students in 2003 to 730 students in 2012.

Overall student enrollment for grades 9-12 increased from 675 students in 2003 to 837 (808.4 FTE) students in 2012. A potential situation existed whereby a portion of the WAVA students could have become students in the District's brick and mortar facilities.

The actual and projected growth of the elementary school student population within the District led the District to develop and implement a three year, phased grade/school realignment plan. This plan as outlined below was implemented at the beginning of the 2009-2010 school year.

- | | |
|--------------------------------------|--------------------------------------------|
| a. Anderson Island Elementary School | Grades K to 5 th |
| b. Cherrydale Primary School: | Grades K to 3 rd |
| c. Chloe Clark Elementary School: | Grades K to 3 rd |
| d. Saltar's Point Elementary School: | Grades 4 th to 5 th |
| e. Pioneer Middle School: | Grades 6 th to 8 th |
| f. Steilacoom High School: | Grades 9 th to 12 th |

2. ENROLLMENT

The Washington State Superintendent of Public Instruction (OSPI) provides enrollment projections based on the “Cohort Survival” method. This method of enrollment projection uses historic patterns of student progression by grade level to measure the portion of students moving from one grade level up to the next cohort or grade. This ratio or survival rate is used in conjunction with current birth rates as a base for statewide enrollment projections. The OSPI system is useful, but has obvious inadequacies in representing the unique growth conditions of individual school districts. Historically, OSPI projections in growing school districts tend to underestimate the actual student enrollment growth. Furthermore, the OSPI projections do not anticipate new students from new development within the District.

School enrollment growth and distribution over the next six years in Steilacoom School District will be influenced by several factors. A primary factor will be overall population growth in the District. A variety of housing developments are anticipated within the District boundaries primarily within the City of DuPont although at a slower pace than anticipated several years ago due to the recent economic slow-down. Joint Base Lewis McChord is currently still experiencing some growth. The transition to full day Kindergarten will also impact capacity.

The establishment of the Urban Growth Boundaries by the Pierce County Council will further influence which geographic areas will grow and develop.

3. FUTURE GROWTH

The District has adopted a combination of cohort survival projection technique utilized by Washington State’s Office of Superintendent of Public Instruction and student enrollment general numbers resulting from construction and occupation of new residential construction. There is still some continuing growth in the District, including the build out of Northwest Landing and other single-family and multi-family developments currently under construction within the City of DuPont.

The following table utilizes Cohort Survival analysis developed by the Office of Superintendent of Public Instruction to determine funding eligibility. An analysis of this table shows significant growth in elementary, middle school and high school enrollments. However, OSPI’s Cohort Survival analysis includes enrollment projections based on brick and mortar and student enrollment in WAVA which is no longer a program operated through Steilacoom Historical School District. The District has instead established its own enrollment projection data based on brick and mortar students only. See page 21 for the enrollment projection table. It should be noted that the enrollment projections on page 21 are based on current FTE, which does not consider the transition to full day Kindergarten. As such, the District expects elementary enrollment in 2018 to be greater than the figures shown on page 21. Future updates to the Capital Facilities Plan will consider full day Kindergarten projections in the enrollment projection summary.

STATE OF WASHINGTON
 SUPERINTENDENT OF PUBLIC INSTRUCTION
 OLYMPIA

DETERMINATION OF PROJECTED ENROLLMENTS
 BY COHORT SURVIVAL KK LINEAR PROJECTION

STEILACOOM HIST.	DISTRICT NO. 001	PIERCE	COUNTY NO. 27	PROJECTED ENROLLMENTS--														
				2006	2007	2008	2009	2010	2011	2012	2013	2014	2015	2016	2017			
				-----ACTUAL ENROLLMENTS ON OCTOBER FIRST-----														
				2006	2007	2008	2009	2010	2011	AVER. % SURVIVAL			2012	2013	2014	2015	2016	2017
KINDERGARTEN	253	428	403	401	315	338						365	367	370	372	374	377	
GRADE 1	324	382	461	446	383	347					115.00	389	420	422	426	428	430	
GRADE 2	300	447	442	471	411	398					110.38	383	429	464	466	470	472	
GRADE 3	320	448	510	482	426	404					111.33	443	426	478	517	519	523	
GRADE 4	293	471	500	501	410	440					109.81	444	486	468	525	568	570	
GRADE 5	286	452	529	534	436	413					112.22	494	498	545	525	589	637	
GRADE 6	295	430	569	576	472	440					114.88	474	568	572	626	603	677	
K-6 HEADCOUNT	2,071	3,058	3,414	3,391	2,853	2,780						2,992	3,194	3,319	3,457	3,551	3,666	
K-6 W/K @ 1/2	1,945	2,844	3,213	3,191	2,696	2,611						2,810	3,011	3,134	3,271	3,364	3,498	
GRADE 7	298	494	576	593	520	488					119.50	526	566	679	684	748	721	
GRADE 8	327	495	704	657	544	530					123.58	603	650	699	839	845	924	
7-8 HEADCOUNT	625	989	1,280	1,240	1,064	1,018						1,129	1,216	1,378	1,523	1,593	1,645	
GRADE 9	209	205	196	236	205	242					42.30	224	255	275	296	355	357	
GRADE 10	187	195	194	212	223	201					97.72	236	219	249	269	289	347	
GRADE 11	164	168	210	210	219	223					101.81	205	240	223	254	274	294	
GRADE 12	119	144	140	180	159	179					80.95	181	166	194	181	206	222	
9-12 HEADCOUNT	699	712	740	838	806	845						846	880	941	1,000	1,124	1,220	
K-12 HEADCOUNT	3,395	4,759	5,434	5,489	4,723	4,643						4,967	5,290	5,638	5,980	6,268	6,551	

DDPI / School facilities / CDPI gr. Assst. gran / Enrollment Projections

STELLACOOM HISTORICAL SCHOOL DISTRICT NO.1 - PROJECTED GROWTH

Nov-12

Grade	2005-06	2006-07	F/E	Actual	2007-08	H/F	Actual	2008-09	J/H	Actual	2009-10	L/J	Actual	2010-11	K/I	January	2011-12	Projected	Projected	Factor
K	91.1	83.67		110.08			102			112.08			107.55			106.5		100		
1	169.46	199.18	2.1864	191.66	2.290666	2.135174	235.04	2.274431		232.4	2.274431		230.66	2.057894	227	2.110646	224.715	2.11		
2	191.46	187.06	1.1039	211.31	1.0609	1.036575	198.67	1.014466		238.44	1.014466		243.4	1.047332	246	1.066505	236.08	1.04		
3	197.58	207.73	1.0850	196.44	1.050144	1.094742	231.33	1.061509		210.89	1.061509		244.37	1.02487	250	1.027116	248.46	1.01		
4	166.74	202.33	1.0240	226.33	1.089539	1.100183	216.12	0.978343		226.32	0.978343		223.67	1.0606	240	0.982117	250	1		
5	183.73	171.12	1.0263	205.67	1.016508	1.043344	236.14	1.014668		219.29	1.014668		222.11	0.981398	232	1.037242	242.4	1.01		
6	194.43	185.91	1.0282	177.83	1.039212	1.187436	244.22	1.017744		240.33	1.017744		231.03	1.038572	230	0.995542	233.4915	0.99		
7	182.63	185.15	0.9523	199.8	1.057646	1.088455	193.56	0.990705		241.95	0.990705		249.6	1.038572	235.85	1.061861	220.8	0.96		
8	197.93	181.92	0.9661	174.32	0.941507	1.091892	218.16	1.04815		202.88	1.04815		241.22	0.996983	237.68	0.952244	220.8	0.96		
9	180.26	207.67	1.0492	201.81	1.093334	1.143185	199.28	1.064448		232.22	1.064448		201	0.990733	237.2	0.983335	230.5496	0.97		
10	171.13	178.38	0.9896	193.84	0.933404	0.933799	188.45	1.05274		209.79	1.05274		221.37	0.953277	195.1	0.970647	227.712	0.96		
11	157.59	167.47	0.9786	152.12	0.852786	1.016147	196.97	0.993791		187.28	0.993791		197.79	0.9428	201.4	0.909789	177.541	0.91		
12	123.75	104.26	0.6616	126.73	0.756733	0.782803	119.08	0.80992		159.53	0.80992		154.64	0.825716	158.4	0.800849	159.106	0.79		
	2207.79	2264.85		2367.94			2579.02			2713.4			2768.41			2797.13		2789.815		

Grade 2012-13 2012-13 2013-14 2014-15 2015-16 2016-17 2017-18 2018-19

projected actual

K-3 809,2550 836,0000 938,0000 1040 1040 1040 1040 1040

4,5 492,4000 506,7200 516,4450 526,17 536 536 536 536

6,7 693,2515 729,1300 751,5650 774 777 781 781 781

8,9,10,11,12 794,9086 808,4000 830,2000 852 852 852 852 852

2012-13 ENROLLMENT - OCTOBER

	A	B	C	D	E	F	G	H	I	J	K	L
1	GRADE	A. I.	C.C.	C.P.S.	S.P.	SPED	P.M.S.	S.H.S.	HC Total	FTE Total	GRADE	BUDGET
2	Kindergarten	4.00	140.00	100.00					244.00		Kindergarten	
3	FTE	2.00	70.00	50.00						122.00	FTE	100
4	GR 1	4.00	145.00	82.00					231.00		GR 1	
5	FTE	4.00	145.00	82.00						231.00	FTE	224.715
6	GR 2	3.00	147.00	84.00					234.00		GR 2	
7	FTE	3.00	147.00	84.00						234.00	FTE	236.08
8	GR 3	7.00	155.00	87.00					249.00		GR 3	
9	FTE	7.00	155.00	87.00						249.00	FTE	248.46
10	GR 4	5.00			258.00				263.00		GR 4	
11	FTE	5.00			257.14					262.14	FTE	250
12	GR 5	4.00			241.00	1.00			246.00		GR 5	
13	FTE	4.00			239.58	1.00				244.58	FTE	242.4
14	GR 6					0.00	241.00		241.00		GR 6	
15	FTE					0.00	240.37			240.37	FTE	238.96
16	GR 7					1.00	260.00		261.00		GR 7	
17	FTE					1.00	258.58			259.58	FTE	233.492
18	GR 8					1.00	229.00		230.00		GR 8	
19	FTE					1.00	228.18			229.18	FTE	220.8
20	GR 9					2.00		224.00	226.00		GR 9	
21	FTE					2.00		224.00	226.00		FTE	230.55
22	GR 10					2.00		223.00	225.00		GR 10	
23	FTE					2.00		222.20		224.20	FTE	227.712
24	GR 11					3.00		201.00	204.00		GR 11	
25	FTE					3.00		186.20		189.20	FTE	177.541
26	GR 12							189.00	189.00		GR 12	
27	FTE							176.00		176.00	FTE	159.106
28	TOTAL HEADCOUNT	27.00	587.00	353.00	499.00	10.00	730.00	837.00	3043.00			
29	TOTAL FTE	25.00	517.00	303.00	496.72	10.00	727.13	808.40		2887.25		2789.816
30	K-4 ENROLLMENT	1221.00		Bilingual HC				R. Start Students	R. Start Students Fulltime	Vocational FTE 7-8	Vocational FTE 9-12	
31	K-4 FTE	1098.14		48				67	20	52.69	149.60	

TAB IV LEVEL OF SERVICE

1. INTRODUCTION

The Growth Management Act (GMA) requires that school districts provide “level of service” or “school capacity” data as a component of their Capital Facilities Plan (CFP). The GMA was developed, in part, to help ensure that public services, including schools, necessary to support development shall be adequate to serve said development at the time the development is available for occupancy and use, without decreasing current service levels below locally established minimum standards. In other words, each public service needs to clearly define their service level so that service level can be maintained in the face of new development.

2. DEFINITION

In a generic sense, the “level of service” is an indicator of the extent or degree of service provided by each type of capital facility. Level of service is quantifiable and objective measures, such as gallons of water per customer or acres of park per capita.

With respect to public schools, the “level of service” is a measure of the school buildings provided for the purpose of supporting the instruction of students. Most often, this measure of service is reported as the number of students a school is designed to accommodate (i.e., the Practical Capacity). However, the number of square feet each student is afforded (i.e., Space Allocation) is also used as a measure of service.

School facility and student capacity needs are dictated by the types and amount of space required to accommodate the District’s adopted educational program. The educational program standards that typically drive facility space needs include grade configuration, optimum facility size, class size, educational program offerings, classroom utilization and scheduling requirements, and the use of portable classroom facilities.

In addition to factors that affect the amount of space required, government mandates and community expectations may affect how classroom space is used. Traditional educational programs offered by school districts are often supplemented by non-traditional or special programs such as special education, bilingual education, remediation, alcohol and drug education, AIDS education, preschool programs, computer labs, music programs, etc. These special or non-traditional educational programs can have a significant impact on the available student capacity of school facilities. Currently, Steilacoom Historical School District No. 1 has 350 (12.12%) students of its total student population in Special Education Programs.

Variations in student capacity between schools are often a result of special or non-traditional programs offered at specific schools. These special programs require classroom space, which can reduce the permanent capacity of some of the buildings housing these programs. Some students, for example, leave their regular classroom for a short period of time to receive instruction in these special programs. Newer schools within the District have been designed to accommodate many of these programs. However, older schools often require space modifications to accommodate special programs, and in some circumstances, these modifications may reduce the overall classroom capacities of the buildings.

District educational program standards will undoubtedly change in the future as a result of changes in the program year, special programs, class sizes, grade span configurations, use of new

technology, and other physical aspects of the school facilities. The school space inventory will be reviewed periodically and adjusted for any changes to the educational program standards. These changes will also be reflected in future updates of this Capital Facilities Plan (CFP).

3. THE SPACE ALLOCATION MODEL

Steilacoom Historical School District's "level of service" has been defined in terms of the amount of permanent and portable space that is provided for the instruction of each elementary, middle school, and senior high school student. In other words, the "level of service" is described in terms of each student's proportionate share of the District's permanent and portable school facilities.

The Space Allocation Model (SAM) was selected over the Practical Capacity Model (PCM) for several reasons. Those reasons are as follows:

1. The SAM is a well-established and familiar model. WAC 392-343-035 sets forth four (4) factors that govern the level of state assistance provided to school districts for the funding of new school facilities. One of those factors is a square foot per student space allocation (i.e., 90 square feet per student in grades K-6, 117 square feet per student in grades 7 and 8, and 130 square feet per student in grades 9-12 and 144 square feet for students with disabilities. (Effective July 1, 2006).

As discussed above, the space allocation figures set forth in WAC are square feet used for the purpose of determining a school district's eligibility for state matching funds. Clearly, those space allowances do not reflect an accurate total of the true space needed to carry out the instructional programs of any particular school district. However, the state's square footage figures are very familiar to anyone associated with new school construction in the State of Washington.

2. The SAM is an easier model to calculate. Establishing the practical enrollment capacity of an elementary school is not particularly troublesome. However, trying to accurately assess the practical capacity of a junior or senior high school is extremely difficult. Teacher planning periods, specialty areas like food laboratories, music rooms, shop classrooms, etc., late arrival and early dismissal are just a few examples of the complexities of a secondary school's instructional program.
3. The SAM is also a much easier model to explain. The straightforward calculations of the SAM are not difficult to understand, especially to someone who is not totally familiar with the complexities of the instructional programs of secondary schools.

The District seldom considers portables as being ideal instructional space for students and/or staff members. By design, portable classrooms separate their occupants from the rest of a school's student body and/or staff members. In addition, the increased enrollments that portables afford serve to tax the "core" facilities of the permanent building(s); such spaces as the gymnasium, the library, the restrooms, the main office, and the food service facilities.

4. SUMMARY

The Growth Management Act (GMA) requires that school districts provide “level of service” or “school capacity” data to support requests for mitigation or impact fees from residential developers. With respect to public schools, the “level of service” is a quantifiable measure of the school buildings provided for the purpose of supporting the instruction of students.

A school district’s “level of service” is usually reported as the Practical Capacity of its school buildings or as a “square foot per student” Space Allocation. Steilacoom Historical School District No. 1 has elected to define its “level of service” in terms of each student’s share of the District’s permanent school facilities.

Steilacoom Historical School District No. 1 has adopted an organization that houses kindergarten through fifth grade in elementary schools, sixth, seventh, and eighth grade in middle schools, and ninth through twelfth grade in high schools.

Steilacoom Historical School District No. 1 has adopted a traditional calendar beginning in early September and ending in mid-June.

Steilacoom Historical School District No. 1 has adopted a traditional daily schedule with academic classes beginning between 7:35 a.m. and 9:35 a.m. and ending mid-afternoon.

Although Steilacoom Historical School District No. 1 continues to study alternate organizations, calendars, and schedules, the District believes the adopted organization is educationally sound and reflects community values.

The educational program taught by Steilacoom Historical School District No. 1 includes individual and small group work as well as full class activities. Portable classrooms do not allow the full range of educational activities envisioned by Steilacoom School District, and are, therefore, considered unacceptable as permanent classroom space and are excluded from our level of service calculation. Portables are considered adequate only for supplemental programs. The capacity for each facility is established by multiplying the permanent classrooms available by the contractual limitations on average students per class. Core facilities and special use facilities are compared to classroom capacity to confirm that facility capacity is not limited by limitations in core facilities. If types of facilities are not balanced with program requirements, capacity is optimized by assuming the capacity constraint is mitigated by constructing new facilities to balance facility with the program prior to establishing a level of service for new students.

Washington State’s Office Superintendent of Public Instruction (OSPI) space allocation model (#SF/Student) is found below. These are the minimum levels of service that the District uses as a guide for planning its CFP. The SF/student figures were adopted by OSPI in July 2006.

Facility	WA State OSPI Space Allocation Model
High School	130 SF/Student
Middle School	117 SF/Student
Elementary	90 SF/Student
Students with disabilities	144 SF/Student

STEILACOOM HISTORICAL SCHOOL DISTRICT NO. 1 - LEVEL OF SERVICE

Steilacoom Historical School District No. 1 adopts a level of service based on maximizing enrollment in current facilities with modifications to minimize the SF/Student. The District’s level of service, as adopted, reflects the area SF of each type of facility based on capacity. The amount of SF reflected below is up to date following the completion of the District’s most recent Capital Improvement Program.

Facility	Area (SF)	Capacity (design or projected)	Level of Service based on Practical Capacity Model	Actual 2012 FTE Enrollment
Steilacoom High School	135,891	850	159.87	808.4
New Pioneer Middle School	104,707	850	123.18	727.13
Elementary (Cherrydale, Saltar's Point, Chloe Clark, Anderson Island)	157,955	1,571	97.50	1,351.72

The level of service is presented as an indicator of the extent or degree of service provided by each type capital facility. It is presented in a square foot per student format for convenience. The level of service is dictated by the amount of space required to accommodate the District’s adopted educational program. The LOS will change as the District changes its educational program and it must be reviewed and modified periodically.

School District Cost Per Student

Each year Steilacoom School District provides to Pierce County the costs expended per student as an update to the Capital Facilities Plan. Building and equipment costs at each educational facility are rounded up and reflect the District’s capital improvement campaign costs as completed in 2010.

School Facility	Building Costs	Equipment Costs	Total Costs
Anderson Island Elementary School	\$ 946,000	\$ 50,000	\$ 996,000
Cherrydale Primary School	\$ 9,457,000	\$ 400,000	\$ 9,857,000
Chloe Clark Elementary School	\$ 9,727,000	\$ 450,000	\$10,177,000
Saltar's Point Elementary School	\$ 6,765,000	\$ 350,000	\$ 7,115,000
New Pioneer Middle School	\$34,244,000	\$1,800,000	\$36,044,000
Steilacoom High School	\$30,597,000	\$ 630,000	\$31,227,000

The current cost per student based upon capacity enrollment figures is as follows:

- Elementary Student \$18,101
- Middle School Student \$42,405
- High School Student \$36,738

TAB V THE DISTRICT'S CONSTRUCTION PLAN

1. INTRODUCTION

From district to district, it is common to find variations in the grade level configurations, class size requirements and instructional programs depending upon a local community's educational philosophy and the needs of the students to be served. Such variations between districts do impact the design and the cost of newly constructed school facilities.

Future projected facilities could be developed by a facility planning committee comprised of the following:

- School Board Members
- Superintendent of School District
- Staff and Community Members
- Town of Steilacoom and City of DuPont Officials
- Design professionals (Architect/Engineers)
- Project/Construction Management professionals

In addition, future updates of this report will identify the District's need for new construction of support facilities, the modernization of school and support facilities and the new construction-in-lieu-of modernization of school and support facilities.

2. THE NEW CONSTRUCTION PROGRAM

The ability to move forward on the construction of any new school facility in the Steilacoom Historical School District No. 1 hinges on three (3) factors. First, the District needs to have local funding available to pay for the cost of new school facilities. Normally, school districts secure the majority of their local funds through the sale of general obligation bonds, as approved by the qualified voters of their districts. The authority to issue and sell such bonds rests in the Constitution and laws of the State of Washington, including RCW 28A.530.010 and RCW 84.52.056.

The State of Washington has set forth site size standards, as defined in WAC 392-342-020. Specifically, for an elementary school, the minimum standard is five (5) acres plus an additional one (1) acre for each one hundred (100) pupils of a school's maximum enrollment. For junior and senior high schools, the minimum standard is ten (10) acres plus an additional one (1) acre for each one hundred (100) pupils of a school's maximum enrollment. These recommended acreages provide space for the school building(s) and the appropriate support facilities such as play fields, athletic facilities and parking.

Third, and of particular importance to Steilacoom Historical School District No. 1, is the eligibility for State School Construction Assistance. Such State assistance is used along with local funds to pay for the cost of new school facilities. However, State monies cannot be used to purchase school sites, to make off-site improvements and/or fund those specific items spoken to in WAC 392-343-120. The formula for determining the exact amount of State funding assistance a district can receive is set forth in WAC 392-27-020.

To address capacity needs, the District plans to construct Phase I of a new elementary school in the City of DuPont. The District is in early planning stages for this school but expects that it will be available for occupancy by 2018. The District's voters will need to approve a bond measure to fund the construction of this school.

3. SUMMARY

To accommodate enrollment growth, Steilacoom Historical School District No. 1 completed the 2005 Capital Improvement Program which benefitted four schools. The completion of Phases II and III to Chloe Clark Elementary School resulted in a student capacity increase from 175 to 656 students. The 2,865 square foot multipurpose building at Anderson Island Elementary was added to accommodate up to 50 students. The replacement new Pioneer Middle School, which can hold 850 students, opened in August 2008. The addition and modernization of the existing Steilacoom High School was completed in 2009. Steilacoom High School can now hold 850 students.

Due to potential future growth in the district, particularly in the elementary grade levels and as a result of the implementation of full day Kindergarten, the District plans to construct Phase I of a new elementary school in DuPont within the six year planning period of this Capital Facilities Plan. In addition, near term planning will include development options of the recently purchased property at the high school site, District administrative space requirements, a new transportation facility, and a new maintenance facility.

TAB VI THE DISTRICT'S FINANCE PLAN

1. INTRODUCTION

The Steilacoom Historical School District No. 1 clearly recognizes the long-term value of capital facilities planning. The execution of the 2005 Capital Improvement Program, discussed earlier in this report, helped address the District's need for permanent facilities to accommodate students from new housing developments.

The District's long-planned modernization of its older facilities (Cherrydale, Saltar's Point, and Anderson Island Elementary Schools) and construction of a future elementary school in DuPont is dependent on a means of financing modernization or new construction. The costs associated with new construction and modernization identified in the District's Construction Plan and anticipated state and local funding representation are presented in Tab 5. Steilacoom Historical School District No. 1 has developed an Impact Fee methodology that is based upon the Pierce County school impact fee ordinance.

In this CFP, based on current enrollment projections and the need to construct a new elementary school to meet capacity needs related to growth, the District is requesting school impact fees. .

In conclusion, the District's Funding Plan identifies the specific funding sources, amounts of funding, and the unique relationships that exist between funding sources for the projects spelled out in the District's Comprehensive Plan.

2. COST FACTORS

Factors: A number of factors influence the total cost and, specifically, the local share of any new school construction project. The major factors that impact the cost of new school construction are as follows:

1. The per acre cost of school sites will vary considerably from district to district. In general, the more urban the district tends to be, the more costly the school sites.
2. The acreage of available property and the use ability of acreage will not always match the preferred school site sizes.
3. The proximity of needed utilities (i.e., water, sewer, electricity, etc.) and roadways to a new school site are oftentimes a significant cost variable.
4. As mentioned earlier, the nature of the instructional programs housed in school facilities drastically impact the cost of those facilities. The square foot cost of senior high schools is almost always higher than elementary and middle schools. The square footage costs of middle schools are usually higher than elementary schools. Specialized facilities for Vocational and Special Education programs can also increase construction costs.
5. The posture of the local governmental planning agencies (i.e., City or County) will affect such items as off-site street improvements, landscaping, street signaling, and signage, etc.

6. The “bidding climate” at the time a new school project comes on line is terribly important. Normally, the less construction work available the more competitive the general contractors become and vice-versa.
7. The experiences and competence of the lowest bidding and general contractor and their major subcontractors can also impact the final cost of any new school project.
8. The State’s “funding assistance percentage”, as determined in accordance with the formula set forth in RCW 28A.525.166, establishes the relationship between the local and state funding of any new school construction project.
9. The enrollment projection provisions of the State’s “space allocations” determine just how much area of a new school facility will be eligible for State School Construction Funding Assistance. Building a new school (i.e., elementary, middle, senior high) without full “unhoused” eligibility increases the amount of local funds that have to go into a project.
10. The State funding assistance formula also impacts the level of state financial assistance. See WAC 392-343-060.

Site Acquisition: The first major expense of any new school construction project is the cost to purchase the site. Property acquisition cannot be funded with State School Construction Funding Assistance. Land costs are strictly a local school district expense.

In addition to the location, site size and availability to utilities, other factors can also impact the cost of school sites. For example, the general condition of the real estate market, zoning and the overall construction suitability of a site do influence the price.

Construction Estimates: The second major expense of any new school construction project is the cost of actually developing the site and constructing the buildings(s). Such costs include payment for planning, designing, engineering, constructing, furnishing, and equipping new school facilities. In addition, at times, new portable classrooms are purchased and sited at new schools and/or existing portable classrooms are moved to new school sites.

3. FUNDING SOURCES

School districts utilize budgets consisting of a number of discrete funds. However, for the most part, the capital needs of any school system are addressed with the Capital Projects Fund and the Debt Service Fund.

- The Capital Projects fund is used for purposes such as: (a) to finance the purchase and development of school sites; (b) the construction of new facilities and the modernization of existing facilities; and (c) the purchase of initial equipment, library books and textbooks for new facilities. Revenues accruing to the Capital Project Fund come primarily from bond sale proceeds, capital levy collections, and state matching funds. However, Revenues from the General Fund, the sale of property and contributions can

also be accrued to the Capital Projects Fund. School impact fees and mitigation fees are maintained in segregated accounts.

- The Debt Service Fund is used as a mechanism to pay for bonds. When a bond issue passes, a school district sells bonds that have a face value and an interest rate. Local property taxes are adjusted to provide the funds necessary to meet the approved periodic payments on sold bonds. The proceeds from the taxes collected for this purpose are deposited in the Debt Service Fund and drawn out for payments at the appropriate times.

As noted earlier, school districts receive funds for capital program purposes from a variety of sources. Those sources are described as follows:

Bonds: Bonds are financial instruments having a face value and an interest rate, which is determined at the time and by the conditions of their sale. Bonds are backed by the “full faith and credit” of the issuing school district and may be paid from proceeds derived from a specific increase in the property taxes for that purpose. The increase in the taxes results in an “excess levy” of taxes beyond the constitutional limit, so the bonds must be approved by a vote of the people in the jurisdiction may not exceed five (5) percent of the assessed value of the property within that jurisdiction at the time of issuance. Bonds are multi-year financial instruments, generally issued for 10-20 years. Because of their long-lasting impact, they require both an extraordinary plurality of votes and a specific minimum number of voters for validation. The positive votes must equal or exceed 60 percent of the total number of voters in the school district who cast ballots in the last general election.

Proceeds from bond sales are limited by bond covenants and must be used for the purpose(s) for which the bonds are issued. They cannot be converted to a non-capital or operating purpose. The life of the improvement resulting from the bonds must meet or exceed the term of the bonds themselves.

Capital Levies: Capital Levies differ from bonds in that they do not result in the issuance of a financial instrument and, therefore, do not affect the “bonded indebtedness” of a school district. This method of financing is a straight increase in property tax rates to produce a voter-approved dollar amount. The amount generated from the capital levy is then available to a district in the approved year. The actual levy rate itself is determined by dividing the number of dollars approved by the assessed valuation of the total district at the time the taxes are set by the County Council. While a typical period for capital levies is one or two years, they can be approved for up to a six-year period at one election. The amounts to be collected are identified for each year separately and the tax rates set for each individual year. Like bond issues, capital levies must be used for the specific capital purpose(s) that they were passed. They cannot be converted to a non-capital or operating purpose.

State Funding Assistance: The State of Washington has a Common School Construction Fund. The State Board of Education is responsible for administration of the funds and the establishment of matching ratios. The Office of the Superintendent of Public Instruction (OSPI), on behalf of the State Board of Education, has determined that Steilacoom School District’s 2012 funding assistance ratio is 47.95% percent for those expenses that are defined as eligible for state funding assistance. However, the District’s planned capacity project included in this six-year plan, a new elementary school, will not qualify for state funding.

The base to which the percent is applied is the cost of construction, as determined by the Construction Cost Allocation (formerly, the “Boeckh Index”). The Construction Cost Allocation is an index of construction costs that is used by the state to hold, define, or limit their level of support. This particular construction cost index rarely matches the actual cost of school construction in districts across Washington State. Nevertheless, the Construction Cost Allocation for school construction costs for July 2012, \$188.55 was per square foot.

The formula for determining the amount of state matching support can be expressed as $A \times B \times C = D$, where

- A= eligible area (determined by OSPI’s student square footage allowances)
- B= The Construction Cost Allocation (in dollars per square foot)
- C= A school district’s applicable state funding assistance rate
- D= the amount of state fiscal assistance to which a district will be entitled. Qualification for state matching funds involves an application process. Districts may submit information for consideration by the State Board of Education, which meets once every two months during the year. Once approved, the district qualifies for matching funds in a sequence, which recognizes the existing approvals of previous submittals. Failure of a school district to proceed with a project in a timely manner can result in loss of a district’s “place in line”.

New construction projects are eligible for a state reimbursement at 100% of the Construction Cost Allocation for matchable construction costs. At this time, the Washington State Legislature have approved that Modernization of new-in-lieu-of replacement projects are eligible for state reimbursement at 100% of the Construction Cost Allocation.

Funds for the state match come from the Common School Construction Fund using revenues accruing predominately from the sale of renewable resources, primarily timber, from state school lands being set aside by the Enabling Act of 1889. If these sources are insufficient to meet current needs, the legislature can appropriate additional funds or the State Board of Education can establish a moratorium on certain projects (Chapter 392, Sections 341-344 of the Washington Administrative Code).

Market demand for timber and wood products has been declining over the past decade, resulting in a substantial decrease in state matching revenues. Efforts in the State Legislature to supplement timber-generated revenues with general fund monies have been only partially successful. As noted in WAC 392-343-057, in the event that state matching monies are not available to fund a specific school project, then school districts may proceed at their own financial risk. At such time state monies do become available, reimbursement will be made to the district for the state’s share of said project.

Impact Fees: According to RCW 82.02.050, the definition of an impact fee is “... a payment of money imposed upon development as a condition of development approval to pay for public facilities needed to serve new growth and development, and that is reasonably related to the new development that creates additional demand and need for public facilities, that is a proportionate share of the cost of the public facilities, and that is used for facilities that reasonably benefit the new development. “Impact fee” does not include a reasonable permit or application fee.”

Impact Fees can be calculated on the basis of “un-housed student need” as determined by applying the district’s level of service to projected new residential development. A

determination of insufficient existing permanent space allows a district to seek imposition of mitigation or impact fees. The amounts to be charged are calculated based on the costs for providing the space for the projected number of students in each residential unit.

The District determines the cost per unit by using a student generation rate. The Pierce County School Impact Fee Ordinance, Table 4A-1 of Chapter 4A.30 of the Pierce County Code, identifies the school impact fee formula and defines the "Student Factor" as follows:

"Student Factor" means the number derived by a School District to describe how many students of each grade span are expected to be generated by development activity. Student factors shall be based on District records of average actual student generated rates for new developments constructed over a period of not more than five years prior to the date of the fee calculation; provided that, if such information is not available in the District or if there are no developments in the District similar to that being proposed, the District may use data from districts with similar demographics, or, if no other data sources are reasonably available, county-wide averages. For purposes of this year's CFP, the District is using the Fife School District's student generation rates.

The student factors are as follows:

Single Family Dwelling Units:	
Elementary – K through 5:	.179
Middle School – 6 through 8:	.108
High School – 9 through 12:	.061
Total:	.348
Multi-Family Dwelling Units:	
Elementary – K through 5:	.090
Middle School – 6 through 8:	.029
High School – 9 through 12:	.000
Total:	.119

In future updates to this plan, the District will update the student factor accordingly.

For impact fees, the District's Board of Directors must first adopt a Capital Facilities Plan with recommended fees and then, the towns, cities, and counties located within the District boundaries must then adopt a school impact fee ordinance and adopt or update the District's recommended fee. Within the Steilacoom Historical School District, those general government jurisdictions include the Town of Steilacoom, the City of DuPont and Pierce County.

Furthermore, developers may contribute properties which will have value to a district. In such cases, the developer is entitled to a credit for the actual cost of the provided property. This credit can reduce or eliminate the mitigation or impact fee that would be chargeable under the mitigation/impact fee calculation.

An impact fee ordinance was passed in Pierce County effective January 1, 2003. The applicable school impact fees are updated each year. In 2012, Steilacoom Historical School District No. 1

received from the County \$2,305 for each single-family unit \$0 for each multi-family dwelling unit. The Pierce County school impact fee ordinance artificially caps fees and updates the capped fee each year based upon an escalation factor.

Enclosures 1 through 2 to this tab include the District's 2013 impact fee calculations and data.

5. THE DISTRICT FUNDING PLAN

The District's Funding Plan is designed to identify the specific funding resources, the amounts of funding needed and the unique relationships that exist between funding sources for each of the capital projects set forth in the District's Construction Plan. As noted above, the District does not expect to receive state matching funds for construction of the new elementary school. The District anticipates that the Phase 1 of the new elementary school will cost approximately \$11,700,000. The District's voters will need to approve a bond measure to fund construction of the new school. Impact fee revenue will also be used to fund the planning and construction.

6. NEW CONSTRUCTION FUNDING

The District's immediate need is for the construction of a new elementary school in DuPont to accommodate enrollment growth. Additional near term planning includes finalizing options for converting old Pioneer Middle School into District administrative staff space, along with identifying requirements for a new transportation and maintenance facility to handle increased transportation and maintenance needs that have resulted from our increased enrollment. Our transportation and maintenance needs will continue to increase based upon our projected growth in enrollment. Funding of these facilities will be subject to a future bond measure and impact fee collections.

The following "estimated debt capacity" spreadsheet denotes the available bonding capacity of the Steilacoom Historical School District. Three debt capacities have been evaluated. The evaluations are for assessed value growth for 3%, 5%, and 8%. See the next page for these valuations.

Steilacoom Historical School District No. 1
Debt Capacity Analysis (2007 through 2018)

Tax Year	Excess Assessed Value	100% Timber Assessed Value	Bond Assessed Value	Total Debt Capacity (5%)	Voted Debt Outstanding as of January 1	Additional Par Amount created by Refunding	Non-Voted Debt Outstanding as of January 1	Remaining Debt Capacity
Certified 2007	1,938,042,294	469,896	1,938,512,130	96,925,607	72,145,000	—	78,312	24,702,295
Certified 2008	2,278,478,124	589,120	2,279,067,244	113,993,362	70,995,000	—	79,878	42,878,484
Certified 2009	2,303,812,731	394,628	2,304,207,359	115,210,368	69,735,000	—	81,476	45,393,892
Certified 2010	2,699,943,515	307,591	2,700,251,106	133,012,555	67,975,000	—	98,483	66,939,072
Certified 2011	2,559,009,332	239,977	2,559,249,309	127,962,465	65,965,000	—	146,540	61,850,925
Certified 2012	2,443,950,599	297,128	2,446,247,727	122,312,386	63,720,000	783,000	130,122	57,677,264
Preliminary 2013	2,251,281,402	297,128	2,251,578,530	112,578,927	61,005,000		97,592	51,476,335
Assumes 2014	2,431,383,914	297,128	2,431,681,042	121,584,032	58,065,000		169,638	63,349,414
Annual 2015	2,625,894,627	297,128	2,626,191,755	131,309,588	54,775,000		178,120	76,356,468
Excess AV 2016	2,835,966,197	297,128	2,836,263,325	141,813,166	51,090,000		187,025	90,536,141
Growth of 2017	3,062,843,493	297,128	3,063,140,621	153,157,031	46,960,000		196,378	106,000,653
8% 2018	3,307,870,973	297,128	3,308,168,101	165,408,405	42,020,000		198,248	123,190,157
Assumes 2014	2,363,845,472	297,128	2,364,142,600	118,207,130	58,065,000		169,638	59,972,492
Annual 2015	2,482,037,746	297,128	2,482,334,874	124,116,744	54,775,000		178,120	69,163,624
Excess AV 2016	2,606,139,633	297,128	2,606,436,761	130,321,838	51,090,000		187,025	79,044,813
Growth of 2017	2,736,446,615	297,128	2,736,743,743	136,837,187	46,960,000		196,378	89,680,809
5% 2018	2,873,268,945	297,128	2,873,566,073	143,678,304	42,020,000		198,248	101,460,056
Assumes 2014	2,315,819,844	297,128	2,316,116,972	115,955,849	58,065,000		169,638	57,721,211
Annual 2015	2,388,384,439	297,128	2,388,681,567	119,434,078	54,775,000		178,120	64,480,958
Excess AV 2016	2,460,039,973	297,128	2,460,337,101	123,016,653	51,090,000		187,025	71,739,630
Growth of 2017	2,533,837,032	297,128	2,534,134,160	126,706,709	46,960,000		196,378	79,550,331
3% 2018	2,609,852,163	297,128	2,610,149,291	130,507,463	42,020,000		198,248	88,289,217

MISCELLANEOUS SOURCES

Other minor sources of funding include grants, bequests, and proceeds from the sales of excess property. They are usually a small part of the total financing package.

ENCLOSURES 1 AND 2 BELOW

ENCLOSURE 1 (Impact Fee Planning Factors) to TAB VI District Finance Plan

Student Factors-Single/Multi-Family	
Elementary	.179/.090
Middle School	.108/.029
High School	.061/.000

Temporary Facilities Costs	
Elementary	
Middle School	
High School	

Student Capacity Per Facility	
Elementary	300-500
Middle School	500-600
High School	1,300

Permanent Square Footage	
Elementary	157,955
Middle School	104,707
High School	135,891
Total	398,553

Site Acreage Site	
Elementary	15 acres
Middle School	25 acres
High School	40 acres

State Funding Assistance
Rate: 47.95% (currently not eligible)

Construction Cost Allocation
\$188.55

Site Cost per Acre	
Elementary	
Middle School	
High School	

Gen. Obligation Bond Interest Rate
Current Bond Buyer Index 3.67%

New Facility Construction Cost	
Elementary Phase 1 (175)	\$11,700,000

District Debt Service Tax Rate
Current \$/1,000 \$2.33

SPI Square Footage per Student	
Elementary (K-5)	90
Middle School (6-8)	117
High School (9-12)	130
Special Education	144

Average Assessed Value	
Single Fam. Res.	\$240,340
Multi-Family Res.	\$239,186
P.C. Assessor-Treasurer	

ENCLOSURE 2 (Impact Fee Single/Multi-Family Dwelling Unit) to TAB VI District Finance Plan

SCHOOL IMPACT FEE CALCULATIONS							
DISTRICT	Steilacoom Historical School District						
YEAR	2013						
School Site Acquisition Cost:							
((AcresxCost per Acre)/Facility Capacity)xStudent Generation Factor							
	Facility	Cost/	Facility	Student	Student	Cost/	Cost/
	Acreage	Acre	Capacity	SFR	MFR	SFR	MFR
Elementary	12.00	\$0.00	300	0.179	0.090	\$0	\$0
Middle	25.00	\$0.00	600	0.108	0.029	\$0	\$0
High	40.00	\$0.00	1,200	0.061	0.000	\$0	\$0
				TOTAL		\$0	\$0
School Construction Cost:							
((Facility Cost/Facility Capacity)xStudent Generation Factor)x(permanent/Total Sq Ft)							
	%Perm/	Facility	Facility	Student	Student	Cost/	Cost/
	Total Sq.Ft.	Cost	Capacity	SFR	MFR	SFR	MFR
Elementary	100.00%	11,700,000	175	0.179	0.090	\$11,967	\$6,017
Middle	100.00%	\$	600	0.108	0.029	\$0	\$0
High	100.00%	\$	1,200	0.061	0.000	\$0	\$0
				TOTAL		\$11,967	\$6,017
Temporary Facility Cost:							
((Facility Cost/Facility Capacity)xStudent Generation Factor)x(Temporary/Total Square Feet)							
	%Temp/	Facility	Facility	Student	Student	Cost/	Cost/
	Total Sq.Ft.	Cost	Size	SFR	MFR	SFR	MFR
Elementary	0.00%	\$	22	0.179	0.090	\$0	\$0
Middle	0.00%	\$	22	0.108	0.029	\$0	\$0
High	0.00%	\$	22	0.061	0.000	\$0	\$0
				TOTAL		\$0	\$0
State Matching Credit:							
Boeckh Index X SPI Square Footage X District Match % X Student Factor							
	Boeckh	SPI	District	Student	Student	Cost/	Cost/
	Index	Footage	Match %	SFR	MFR	SFR	MFR
Elementary	\$ 188.55	90	0.00%	0.179	0.090	\$0	\$0
Junior	\$ 188.55	117	0.00%	0.108	0.029	\$0	\$0
Sr. High	\$ 188.55	130	0.00%	0.061	0.000	\$0	\$0
				TOTAL		\$0	\$0
Tax Payment Credit:							
						SFR	MFR
Average Assessed Value						\$240,340	\$239,186
Capital Bond Interest Rate						3.87%	3.67%
Net Present Value of Average Dwelling						\$1,981,795	\$1,972,279
Years Amortized						10	10
Property Tax Levy Rate						\$2,330	\$2,330
Present Value of Revenue Stream						\$4,618	\$4,595
Fee Summary:							
				Single	Multi-		
				Family	Family		
Site Acquisition Costs				\$0	\$0		
Permanent Facility Cost				\$11,967	\$6,017		
Temporary Facility Cost				\$0	\$0		
State Match Credit				\$0	\$0		
Tax Payment Credit				(\$4,618)	(\$4,595)		
FEE (AS CALCULATED)				\$7,350	\$1,422		
FINAL FEE (50% discount)				\$3,675	\$711		

Current Facilities Projects

For Board discussion regarding
2013-2019 Capital Facilities Plan
October 9, 2013

1918 Building

- Board authorization to bid Sept. 25
- 1st advertisement to bid Oct. 1
- 2nd advertisement to bid Oct. 8
- Pre-bid walk-through Oct. 9
- Bids due Oct. 16
- Review bids Oct. 16-18
- Board acceptance of bid Oct. 23
- Notice of Intent to Award Oct. 25
- Notice to Proceed 1st week of Nov.
- Substantial Completion 1st week of April
- Move-in

HS North Property

- An appraisal is being performed to determine the value and comparability of approximately 3.8 acres
- Board action will be required to surplus the property before purchase and sale process

Fastpitch Field Upgrade

- Scoreboard ordered
- Upgrades include: dugouts, restroom facility, backstop, parking, power and water
- Plans for dugouts and backstop being developed
- District working closely with Town building inspector to prepare for permitting process
- Upgrades complete – February 2014

Chloe Clark Classrooms

- Addition of classrooms at CC

SHS Overflow Parking

- Option #1 – lease 30-50 stalls from DSHS at \$20.00 per stall/month
- Option #2 – upgrade current SHS property to expand parking in back lot

510 Chambers

- Property where current District Office staff is located
- After completion of 1918 Administrative Office is completed, property decision will be made

DuPont Transportation Facility International Place

- 5.3 acre site for transportation and maintenance facilities
- Plans submitted to City of DuPont
- Possible surplus and sale of half of this site in future

Upper Field/Bus Barn

- Service Agreement with AHBL to survey property for boundary line adjustment
- Once survey work is completed, a determination of a possible boundary line adjustment and possible sale of property
- Reappraisal needed

Elementary School

Williamson Place Site – Phase 1

- 14.71 acre site in DuPont to serve as the location for a future elementary school
- Design study will need to be completed in future

Relocation of Maintenance Facilities

- Option #1 – move to current bus barn
- Option #2 – move to DuPont transportation facility
- Option #3 – move to SHS property behind wood and metal shop

Saltar's Point Additional Parking

- Option #1 – Upgrade property behind Saltar's – research “fire lane”
- Option #2 – Possible lease of property near Saltar's
- Option #3 – Possible purchase of property near Saltar's

Recently Completed Projects

- Sale of easement (820 square feet) to the Town of Steilacoom for Sequalish road improvements
- Sale of “Parcel C” behind Cherrydale
- Saltar’s Point Modular Classrooms addition

Steilacoom Historical School District Board of Directors

REGULAR BOARD MEETING

Date: October 9, 2013

TO: Members, Steilacoom Historical School District Board of Directors

ISSUE: X **ACTION** **First Reading Policy 3115: Homeless Students Enrollment Rights and Services**
 INFORMATION

BACKGROUND INFORMATION:

Policy 3115 is revised for clarity, specifically clarifying that attendance options will be made available to homeless families on the same terms as families who reside in the district.

Revisions follow WSSDA's model policy language.

FISCAL IMPLICATIONS: None

RECOMMENDED DECISION:

It is the recommendation of the Superintendent to move Policy 3115 to a second reading.

Report prepared by:

Susanne Beauchaine-Executive Director Student Services

HOMELESS STUDENTS: ENROLLMENT RIGHTS AND SERVICES

To the extent practical and as required by law, the district will work with homeless students and their families to provide stability in school attendance and other services. Special attention will be given to ensuring the enrollment and attendance of homeless students not currently attending school.

Homeless students will be provided district services for which they are eligible, including Head Start and comparable pre-school programs, Title I, similar state programs, special education, bilingual education, vocational and technical education programs, gifted and talented programs and school nutrition programs.

Homeless students are defined as lacking a fixed, regular and adequate nighttime residence, including those students who are:

- A. Sharing the housing of other persons due to loss of housing or economic hardship;
- B. Living in motels, hotels, trailer parks or camping grounds due to the lack of alternative adequate accommodations;
- C. Living in emergency or transitional shelters;
- D. ~~Are abandoned~~ Abandoned in hospitals;
- E. Awaiting foster care placement;
- F. Living in public or private places not designed for or ordinarily used as a regular sleeping ~~accommodations for human beings~~ accommodation;
- G. Living in cars, parks, public spaces, abandoned buildings, substandard housing, transportation stations or similar settings; or
- H. ~~Are migratory~~ Migratory children living in conditions described in the previous examples².

The superintendent ~~shall~~ will designate an appropriate staff person to be the district's liaison for homeless students and their families.

According to the child's or youth's best interest, homeless students will continue to be enrolled in their school of origin while they remain homeless or until the end of the academic year in which they obtain permanent housing. Instead of remaining in the school of origin, parents or guardians of homeless students may request enrollment in the school in ~~which the~~ the attendance area the student is actually living, ~~or other schools. Attendance rights by living in attendance areas, other student assignment policies, or intra and inter-district choice options are available to homeless families on the same terms as families resident in the district.~~

Attendance options will be made available to homeless families on the same terms as families who reside in the district, including attendance rights acquired by living in attendance areas, other student assignment policies, and intra and inter-district choice options.

If there is an enrollment dispute, the student ~~shall~~ will be immediately enrolled in the school in which enrollment is sought, pending resolution of the dispute. The parent or guardian ~~shall~~ will be informed of the district's decision and their appeal rights in writing. The district's liaison will carry out dispute resolution as provided by state policy. Unaccompanied youth will also be enrolled pending resolution of the dispute.

Once the enrollment decision is made, the school ~~shall~~ will immediately enroll the student, pursuant to district policies. However, enrollment may not be denied or delayed due to the lack

