



## Study Session of the Board of Directors

via Zoom

Wednesday, March 10, 2021 06:00 PM

### I. CALL TO ORDER

(Action)

- a. Pledge of Allegiance
- b. Roll Call
- c. Approval of Agenda

### II. TOPIC FOR BOARD DISCUSSION

#### A. Future Levy and Bond Initiatives

(Discussion)

Presenter: Superintendent Weight

[Future Levy and Bond Initiatives.pdf \(p. 2\)](#)

#### B. Capital Projects Planning

(Discussion)

Presenter: Superintendent Weight

[Capital Projects Planning.pdf \(p. 10\)](#)

#### C. April 14, 2021 Study Session Agenda Items


(Discussion)

### III. ADJOURNMENT

(Action)

# FUTURE LEVY AND BOND INITIATIVES

**Steilacoom Historical School District  
Study Session  
03/10/2021**

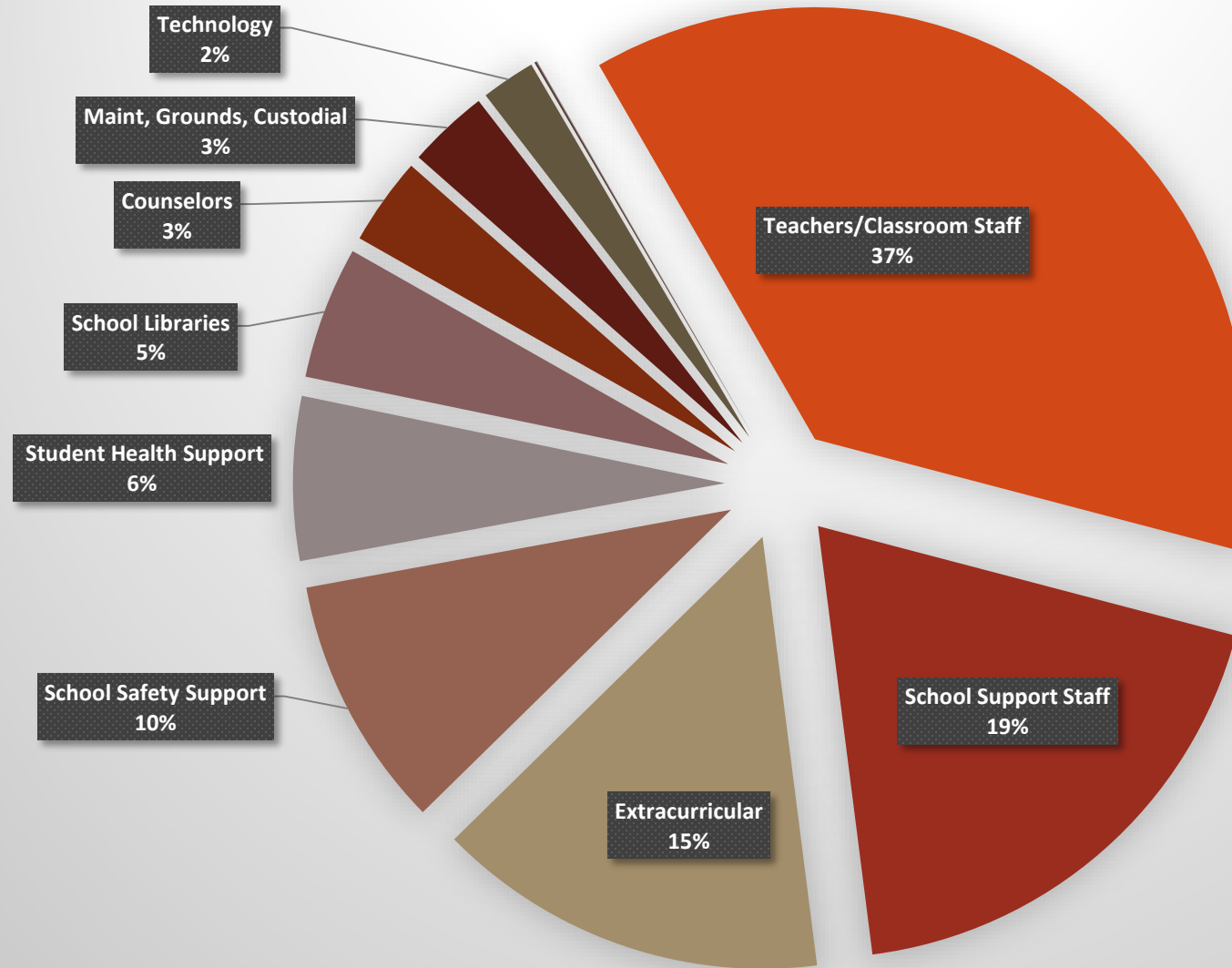


# COMBINED LEVY AND BOND TIMELINE

- March 2021
  - Levy Fact Sheet
- May/June 2021
  - Community Meeting – Levy Use
- September 2021
  - Board Study Session – Levy
  - Capital Levy Decision
- October 2021
  - Board Resolution – Levies
- February 2022
  - Levy Election
- March to May 2022
  - Community Bond Meetings
- June to July 2022
  - Finalize Bond Plan
- September 2022
  - Board Resolution – Bond
- February 2023
  - Bond Election
- December 2023
  - Sell Bonds



# EDUCATIONAL PROGRAM AND OPERATION LEVY USE - 2019-20

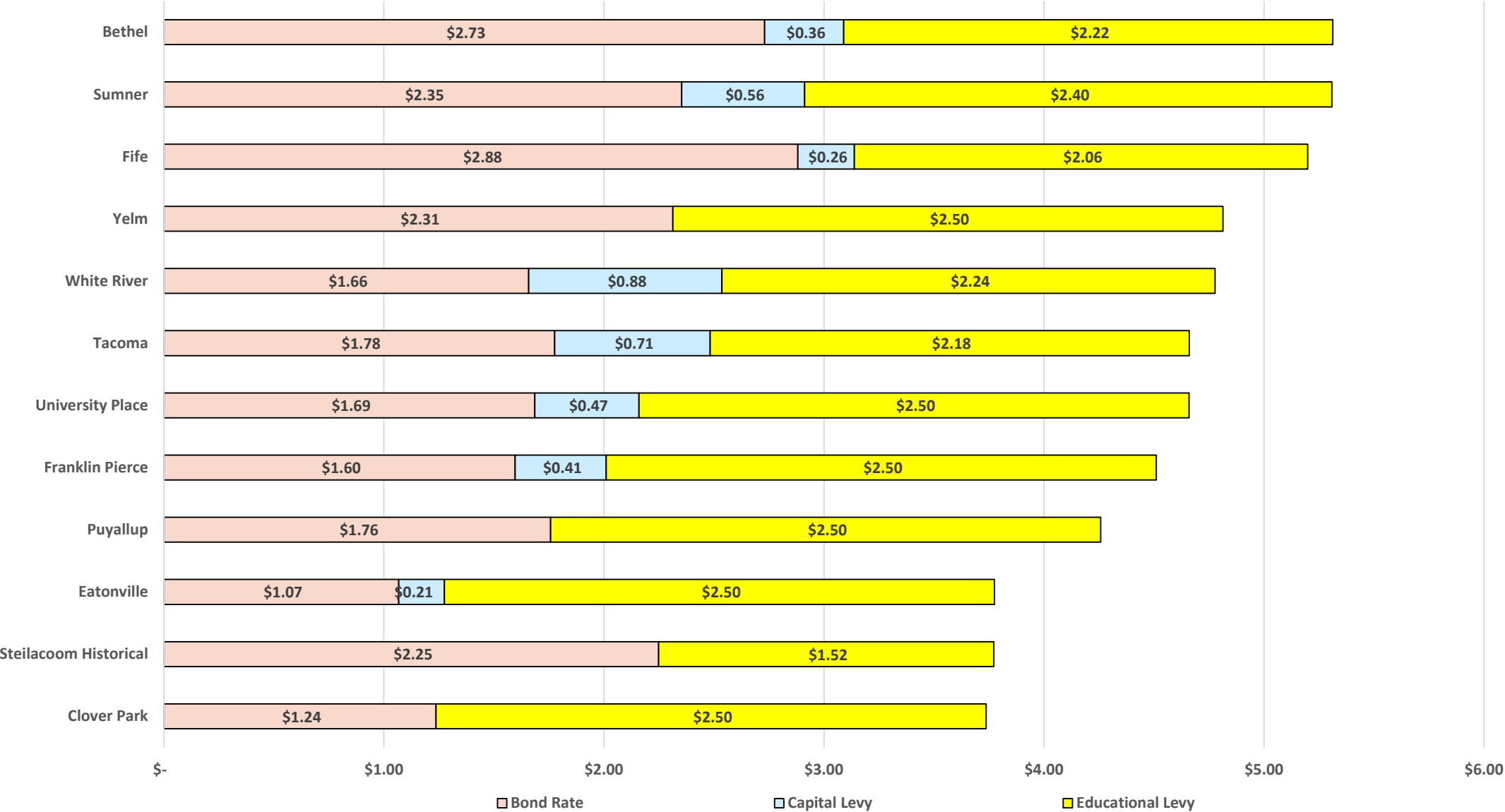


# EDUCATION PROGRAM AND OPERATIONS LEVY USE 2019-20

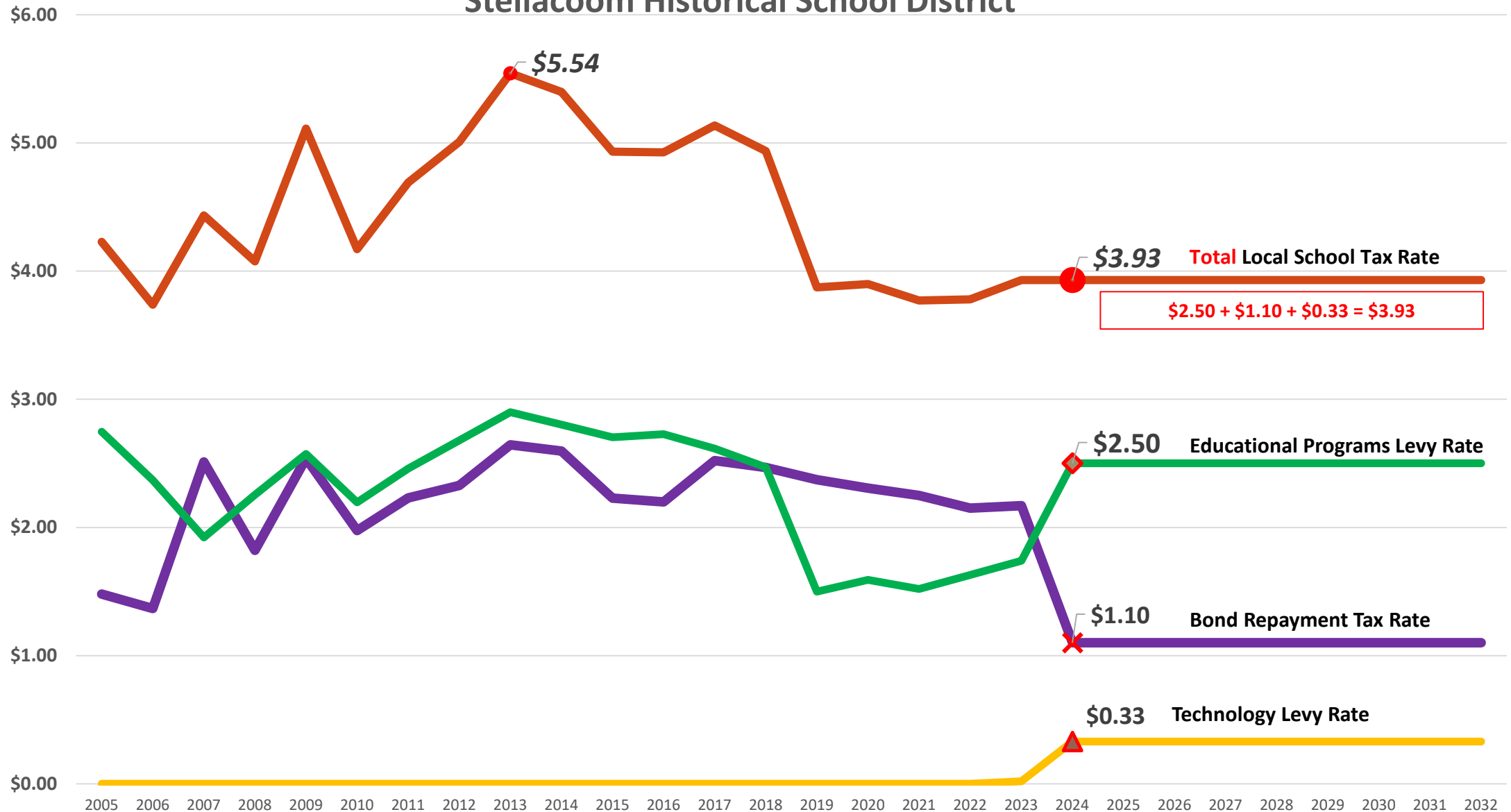
	Levy Amount	Percent of Levy
Teachers/Classroom Staff	\$ 1,789,674	37%
School Support Staff	\$ 903,715	19%
Extracurricular	\$ 701,576	15%
School Safety Support	\$ 452,297	9%
Student Health Support	\$ 293,440	6%
School Libraries	\$ 237,298	5%
Counselors	\$ 157,347	3%
Maint, Grounds, Custodial	\$ 145,387	3%
Technology	\$ 97,149	2%
Other	\$ 4,668	0%



# COMPARATIVE TAX RATES IN PIERCE COUNTY



# Past and Sample Future Property Tax Rates Steilacoom Historical School District



Information for public on good stewardship can range from the “technical” to “snippet.”

**STEILACOOM HISTORICAL SCHOOL DISTRICT  
FINANCIAL INDICATORS  
2019-20 Year End**

Enrollment			Budget vs. Actual Indicators		
Enrollment Growth 2 yr average	2.25%	Green	Special Education Budget vs Actual	\$ (30,605)	Green
Enrollment Growth 1 yr	4.66%	Green	Other Categorical Programs B vs. A	\$ (797,847)	Yellow
Enrollment Budget vs Actual	189	Green	Total Revenue Budget vs. Actual	\$ 3,839,829	Yellow
Liquidity			Local Economic/Demographic Information		
Quick Ratio (Cash&Investments / Short Term Liab)	6.17	Green	Special Education Percentage	11.94%	XXXX
Current Ratio (Assets/Liabilities)	1.94	Green	Poverty Indicator (F/R Lunch)	26.00%	XXXX
Days Cash on Hand	50.91	Yellow	One Year Growth % Assessed Valuation	12.48%	XXXX
Facility Maintenance			Benchmark Indicators		
Expenditure per pupil	\$ 873	Green	Days Cash on Hand	50.91	Yellow
Common Size School Districts Prior Year	\$ 829	Green	Common Size School Districts	49.93	Green
Expenditure % of Total Expenditures	6.36%	Green	% Budget Spent on Teaching	58.83%	Green
Fund Balance and Reserves			Common Size School Districts	58.70%	Green
Change in Fund Balance (Deficit)	\$ 832,421	Green	% Budget Teaching and Teaching Support	70.55%	Green
Change as a % of Expenditures	1.8%	Green	Common Size School Districts	71.10%	Green
% Change in Fund Balance	16.4%	Green	% Budget Spent on Central Administration	5.39%	Green
Fund Balance as % of Total Expenditures	12.81%	Green	Common Size School Districts	7.20%	Green
Debt Management			Fund Balance per pupil	\$ 1,755.94	Green
Amount of Bond Capacity Available	\$ 151,122,835	Green	Common Size School Districts	\$ 1,871.29	Green
% of Bond Capacity Available	83.1%	Green	Total Expenditures per pupil	\$ 13,710.08	Green
Amount of Short Term Borrowing Capacity Available	\$ 13,631,463	Green	Common Size School Districts	\$ 13,778.36	Green
% of Short Term Borrowing Capacity Available	100.0%	Green	OSPI Financial Health Indicators		
True Interest Rate on Long Term Debt	4.09%	Yellow			
		Score			Score
Unrestricted Fund Balance to Revenue Ratio	11.6%	3.0	Expenditure to Revenue Ratio	97.94%	4.0
Days Cash On Hand*	50.91	2.0	4-Year Budget Yrs w/ Positive Fund Balance	4 years	4.0
*not calculated consistent with OSPI methodology					

Common Size School District Benchmark Data is 2018-19 Final Data for Districts with 3,000 to 4,999 FTE enrollment

DID YOU KNOW THE STATE ONLY FUNDS ONE NURSE FOR HALF THE YEAR FOR OUR ENTIRE DISTRICT? IN 2019-20 WE NEEDED 7. IN 2020-21. WE NEEDED 9 DUE TO COVID. LEVY DOLLARS SUPPORTED THE NURSES NOT FUNDED BY THE STATE.




# KEY QUESTIONS FOR THE BOARD

- What methods work best to gather feedback from the community about our use of levy resources?
- Are you comfortable with the timeline provided for moving forward on the levy and the bond? What adjustments should we make to the timeline? Are there significant steps missing?



# CAPITAL FACILITIES PROJECT PLANNING

**Steilacoom Historical School District  
Study Session  
03/10/2021**



# CAPITAL FACILITIES PLANNING PROCESS

- Identify Capital Facility Needs
- Develop an Initial Plan to Address Needs
- Develop Initial Cost Estimates for Addressing Needs
- Develop Funding Options to Address Capital Costs



# Steilacoom Historical School District

## Three Year Capital Facilities Plan

	2020-21	2021-22	2022-23
Maintenance Facility	\$ 1,000,000	\$ 1,300,000	
Maintenance Facility Land	\$ 700,000		
North Sentinel Site Work	\$ 300,000	\$ 300,000	\$ 300,000
HVAC Replacements	\$ 420,000	\$ 60,000	\$ 455,000
Annual Safety Upgrades	\$ 160,000	\$ 160,000	\$ 160,000
Other Projects	\$ 285,000	\$ 300,000	\$ 230,000
New Elementary School		\$ 100,000	
JROTC Facility Improvement Plan	\$ 100,000	\$ -	\$ -
Chloe Clark and Cherrydale Traffic Study	\$ 15,000	\$ -	\$ -
<b>Total Costs</b>	<b>\$ 2,980,000</b>	<b>\$ 2,220,000</b>	<b>\$ 1,145,000</b>
<b>Beginning Balance</b>	<b>\$ 1,575,135</b>	<b>\$ 4,882,096</b>	<b>\$ 2,782,096</b>
Fund Balance			
Property Sale	\$ 5,776,961		
GF Transfer	\$ 100,000		
Impact Fees	\$ 100,000	\$ 20,000	\$ 20,000
State Construction Assistance			
Other Grants/Financing	\$ 410,000		
Bond Proceeds	\$ -		
<b>Total Resources</b>	<b>\$ 6,386,961</b>	<b>\$ 20,000</b>	<b>\$ 20,000</b>
<b>Ending Balance</b>	<b>\$ 4,982,096</b>	<b>\$ 2,782,096</b>	<b>\$ 1,657,096</b>



# LIST OF CAPITAL REQUESTS

510 Building	HVAC Replacement
Anderson Island	Green House
Anderson Island	Building Envelope
Anderson Island	Lighting to LED
Anderson Island	Pave walking track
Anderson Island	Roof for covered play area
Cherrydale	Building Envelope
Cherrydale	Flooring
Cherrydale	HVAC Replacement
Cherrydale	Field irrigation
Cherrydale	Countertops
Chloe Clark	Restroom Flooring
Chloe Clark	Landscape Renovation
Chloe Clark/ Cherrydale	Traffic Study – and traffic configuration
Chloe Clark	Modernize playground
Diggs Street	Maintenance Facility
Diggs Street	Land Purchase
District Office	Wall in PDC
Districtwide	S2 Card Readers
Districtwide	Tree Removal

Districtwide	Parking Lots
Districtwide	LED Lighting upgrades
Districtwide	Artificial turf fields
Districtwide	Replace flooring/carpets
Districtwide	Replace furniture per school
Districtwide	Camera monitoring systems
Districtwide	ADA access changes
Districtwide (at Pioneer)	Antenna System
New Elementary School	Initial Planning
Pioneer	Baseball Fields
Pioneer	Flooring
Pioneer	Gym Lighting to LED
Pioneer	Building Envelope Seal
Pioneer	Irrigation Renovation
Pioneer	Covered outside PE/Lunch Area/Dugouts
Pioneer	Remote entry access system
Pioneer	Add awnings for outdoor areas
Saltar's Point	HVAC Replacement
Saltar's Point	Pave track around field
Saltar's Point	Computer lab conversion

Steilacoom HS	Baseball Fields Upgrade
Steilacoom HS	HVAC Improvement
Steilacoom HS	Boiler Control Panel
Steilacoom HS	Stadium Lighting (LED)
Steilacoom HS	Stadium Lighting (Replace)
Steilacoom HS	Tennis Court Resurface
Steilacoom HS	Tennis Court Remove/Replace
Steilacoom HS	Greenhouse HVAC
Steilacoom HS	JROTC Permanent Facility
Steilacoom HS	JROTC Permanent Facility Planning
Steilacoom HS	Baseball Field Reconfig-
Steilacoom HS	Relocate Softball to Sentinel
Steilacoom HS	Remote entry access system
Steilacoom HS	Performing Arts Center
Steilacoom HS	Add Dark Room for Wet Plate Photography
Steilacoom HS	Redevelop North Sentinel Site
Steilacoom HS	Initial Work - North Sentinel Site
Steilacoom HS	Covered stadium seating

Highlighted orange: LED Upgrades combined into one districtwide allocation

Highlighted yellow: Flooring upgrades combined into one districtwide allocation

Strikethrough with no highlight: Deferred to discuss as part of bond



# KEY QUESTIONS FOR THE BOARD

- This plan leaves only \$800,000 in reserve (not including impact fees) at the end of three years which could be used for emergencies between now and 2023 or for post-2023 projects if a bond does not pass immediately. Are you comfortable with that level of reserve?
- We have recommended a number of projects be deferred pending discussion about what should go before voters as part of a bond issue. We are preparing conceptual plans for the N. Sentinel site, the new elementary school, a JROTC facility and conducting a traffic study. What other planning activities should be considered?

