

“Standards. Vision. Preparation. Success!”

B



BERGENFIELD PUBLIC SCHOOL DISTRICT

**2022-23 School Budget
Presentation**

April 25, 2022





Excellence

As always, the Budget process
focuses on the 3 R's:

Responsive, Respectful and Resourceful

- **Responsive** to the needs of students and the community in both educational delivery and continuous school improvements
- **Respectful** of taxpayers in the worst economic crisis of our lifetime.
- **Resourceful** by taking a tough line on efficiency and taking advantage of opportunities to look beyond this year and into the years ahead .



Budget Guiding Principles

- Sustain excellence of Bergenfield Public Schools by:
 - Keeping the focus on teaching and learning
 - Putting resources first and foremost in the classrooms
 - Maintaining high expectations and support for each and every student
 - Recruiting, developing, and sustaining a world-class teaching force
 - Being at the forefront of 21st century learning, such as STEM, robotics, and green technology



Awards and Recognitions

Bergenfield's Reputation as a
National, State, and Local School District Of Excellence



Magna Award



- IEP For Life
Project receives
coveted Magna Award
for 2020
- One of only five
districts of our size
(under 5000 students)
to win the award this
year



One of America's Best High Schools

B



- Bergenfield High School has been ranked among the top 5% of high schools in the United States by the *U.S. News & World Report* in the 2021 Best High Schools survey
- BHS was recognized as being 1237th in the nation, 53rd in NJ, and the 13th best in Bergen County
- Ranked 840th in the nation for college readiness



K-12 School District Rankings



- The district was ranked 72nd in NJ by Niche.com
- Ranked 889th in the country out of the 11,854 districts included in the report
- We also ranked 19th in Bergen County



Among America's Most Challenging High Schools

**Jay
Mathews**


**HIGH SCHOOL
CHALLENGE INDEX**

2019

- BHS was ranked 939 in the nation for rigorous high school academics by the *Jay Mathews Challenge Index*
- Ranked 44th in NJ and 5th in Bergen County



Best Communities for Music Education



- Once again, we were named one of the best communities in the nation for music education by the NAMM Foundation
- Our 13th year in a row making the list and 15th time overall!



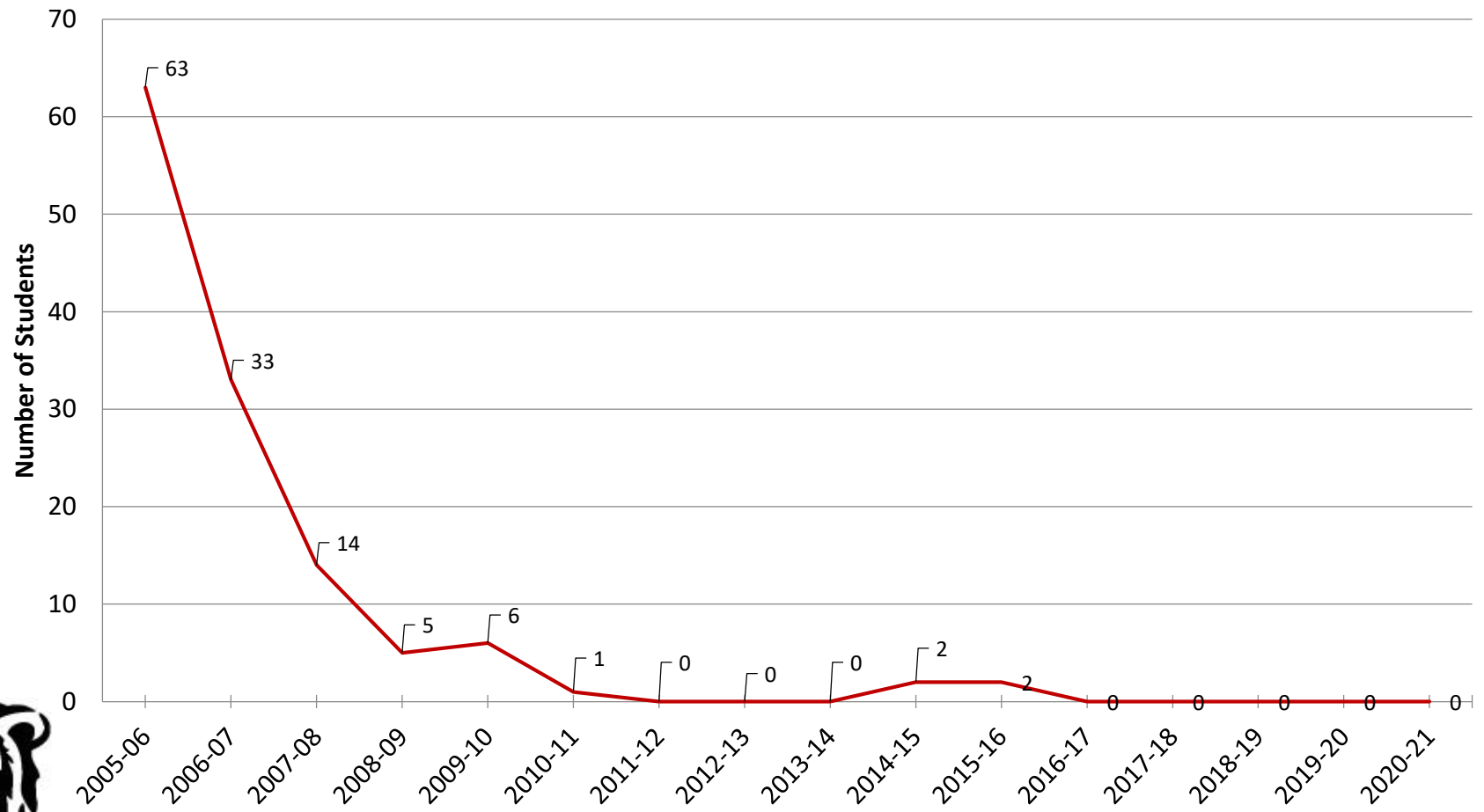
Facility Upgrades



Curriculum and Student Achievement

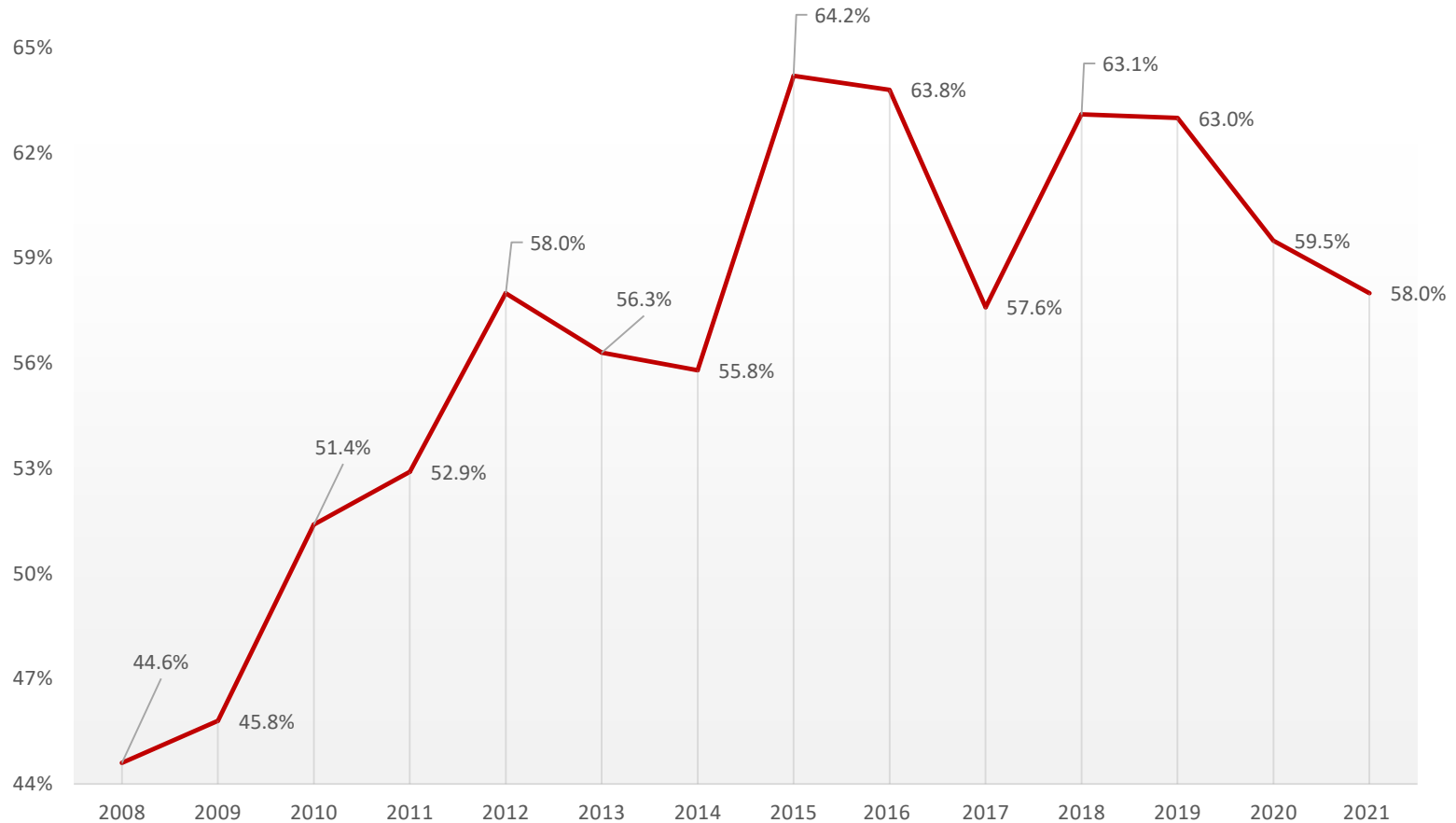


Dropouts

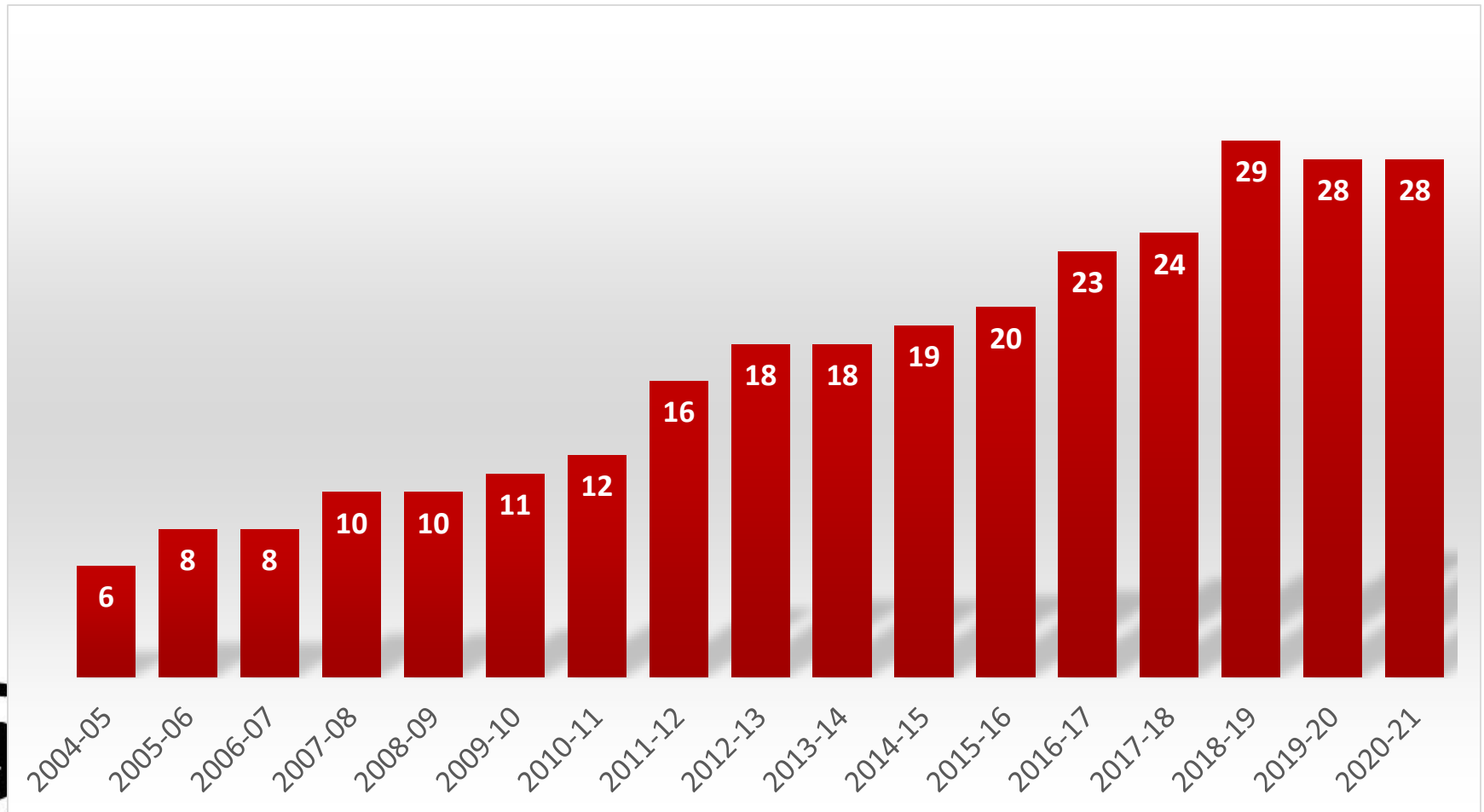


Graduates Attending 4-Year Colleges

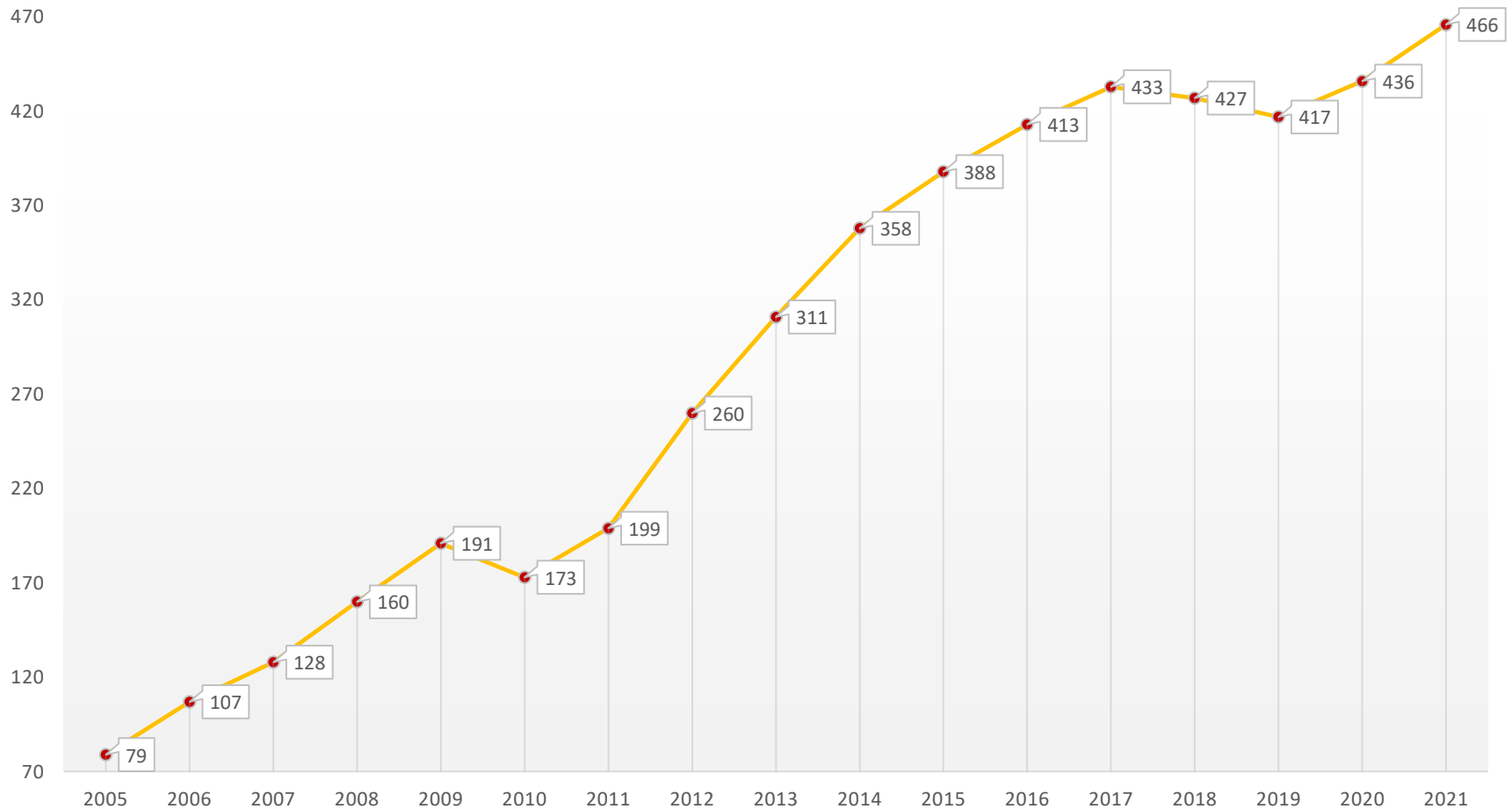
B



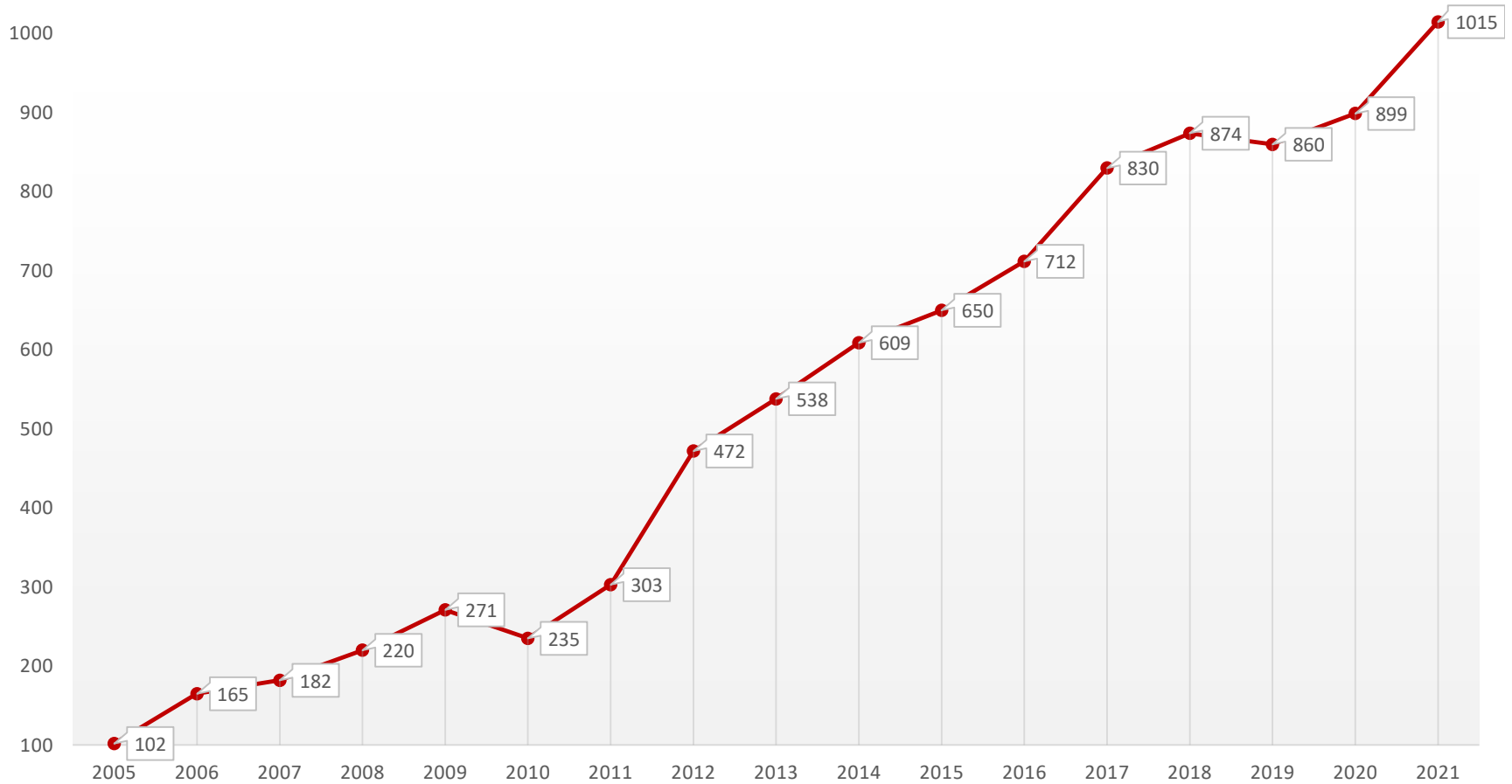
Total AP Courses



Total # of AP Students


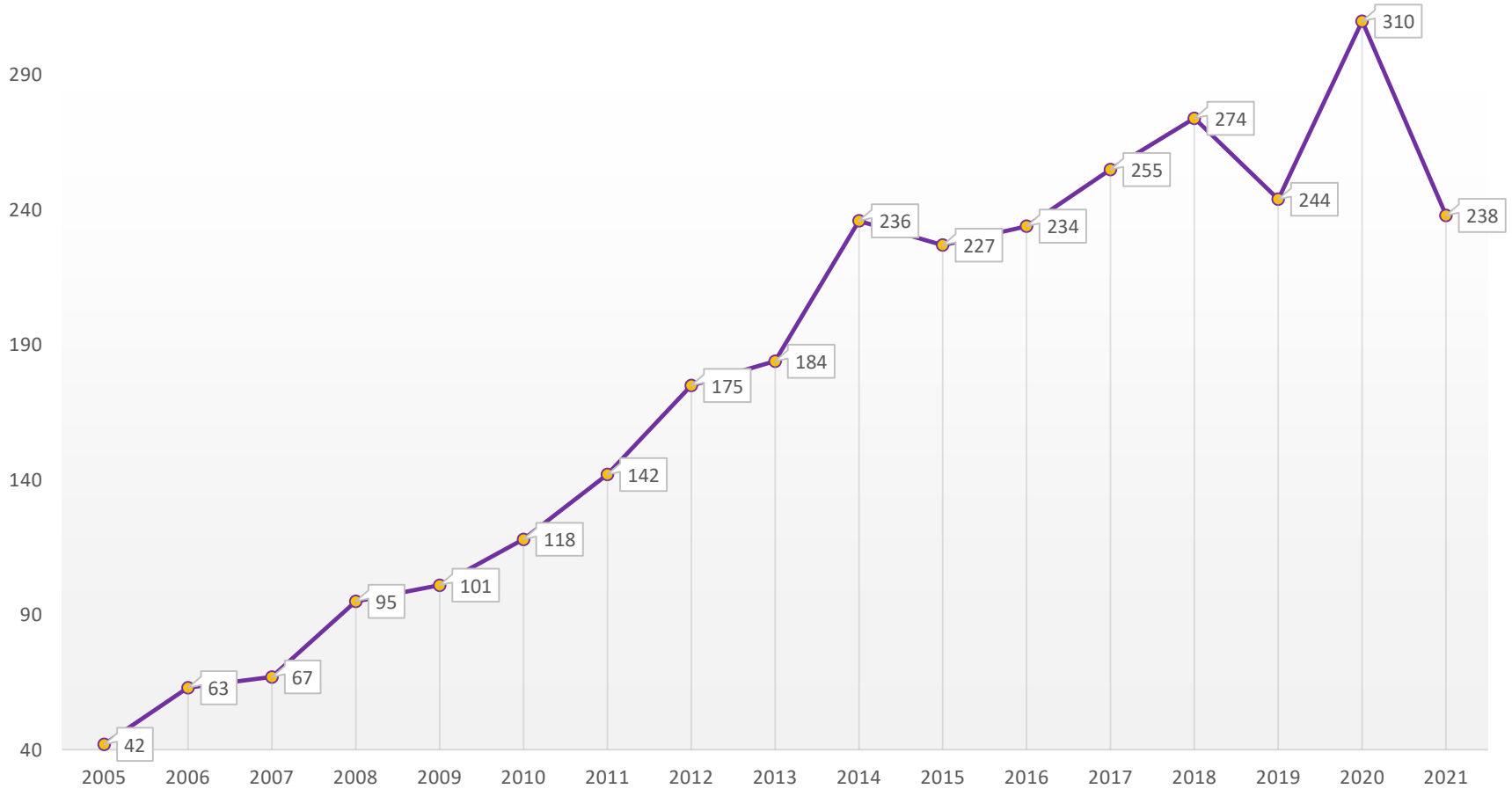


Total # of Exams

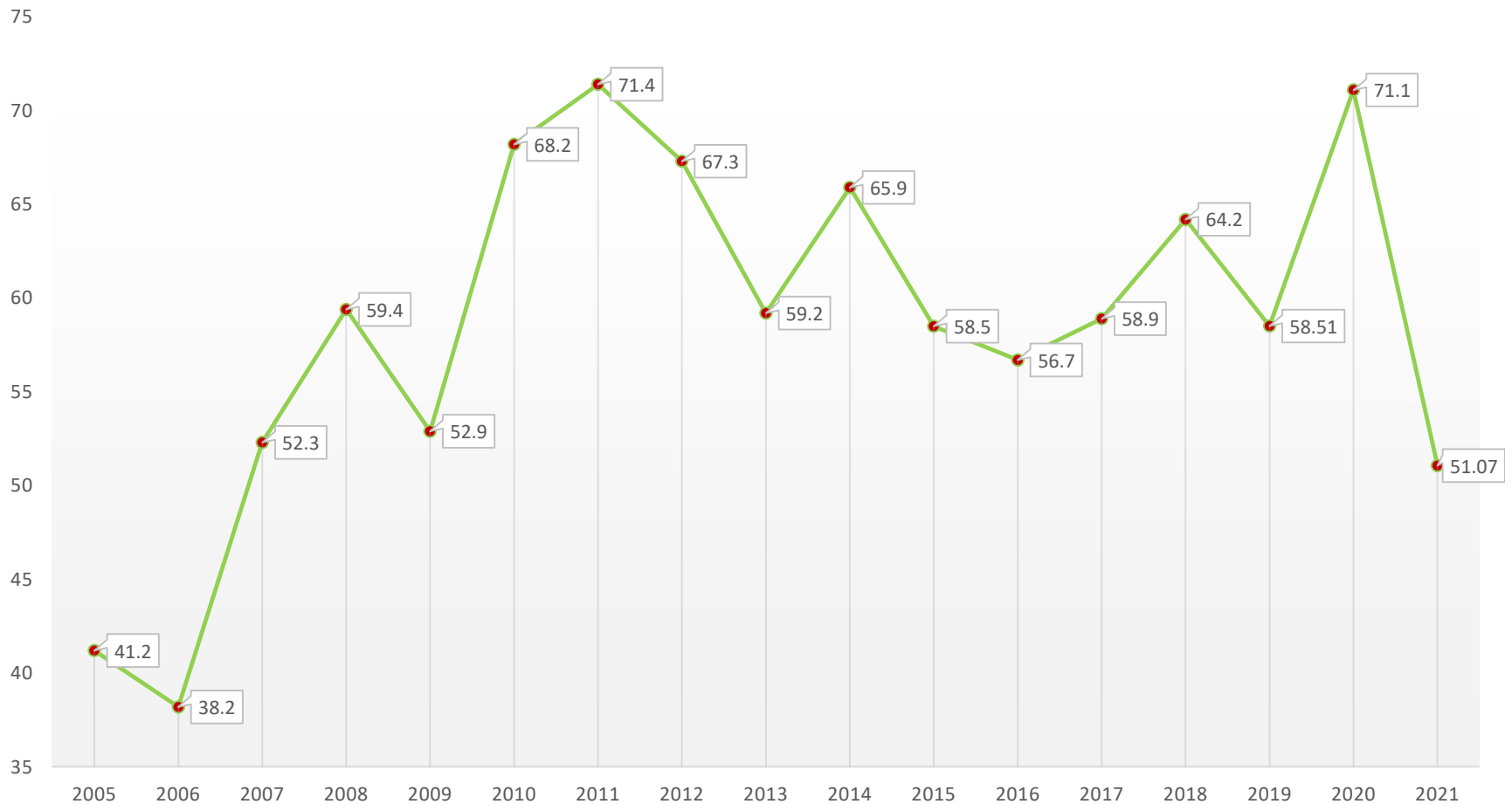


Total # of AP Students with Score 3+

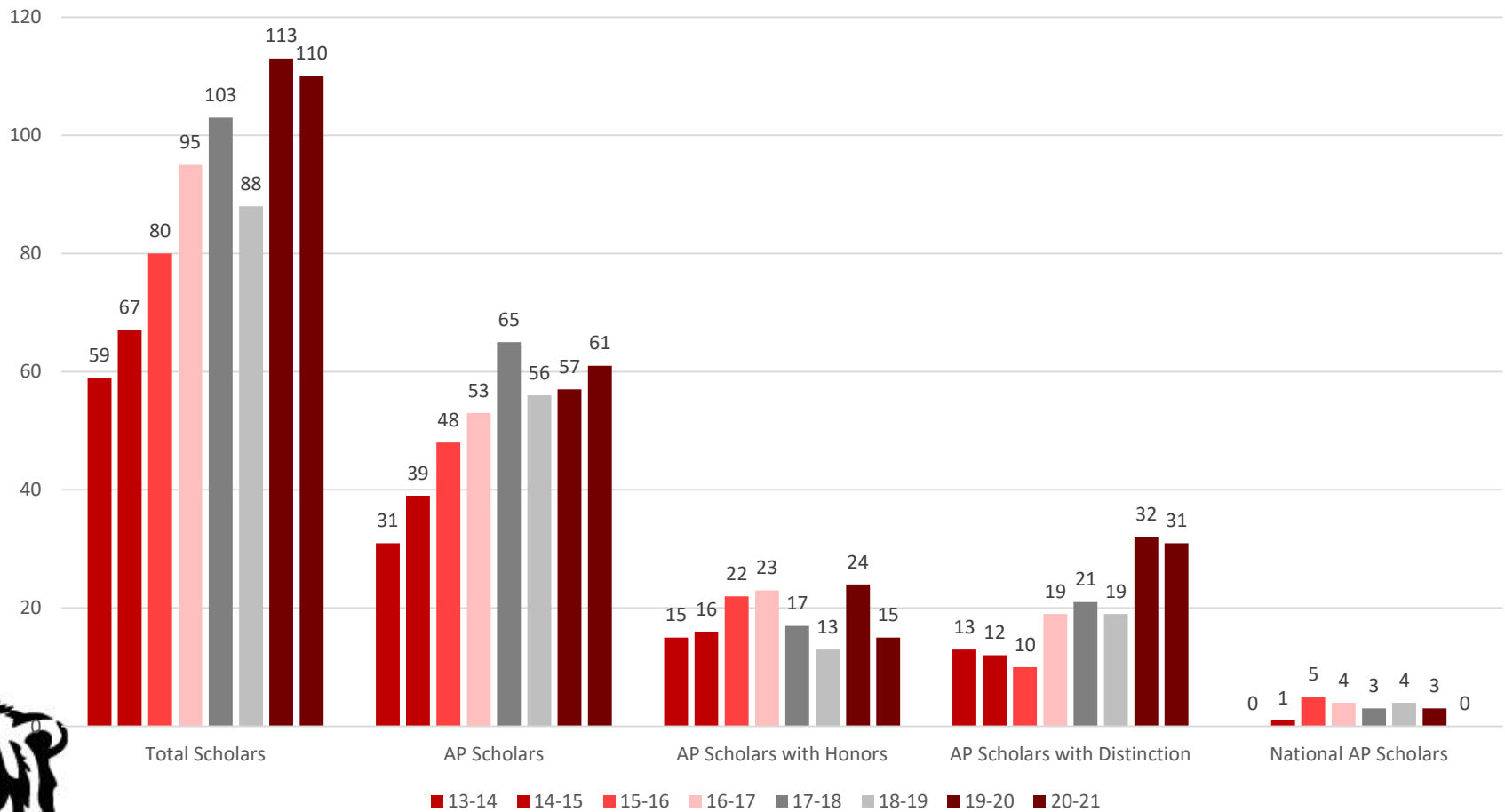
B



% of AP Students with Score 3+



AP Scholars




How do we continue to grow, maintain high level of academic achievement, improve facilities and keep taxes stable?



Saving Money

- Solar panels - able to sell the unused Solar Renewable Energy Certificates (SRECs) at a profit
- Energy Efficient Unit-Ventilators and LED Lighting
- Tri Valley Autism and Bear Den Life Skills Programs

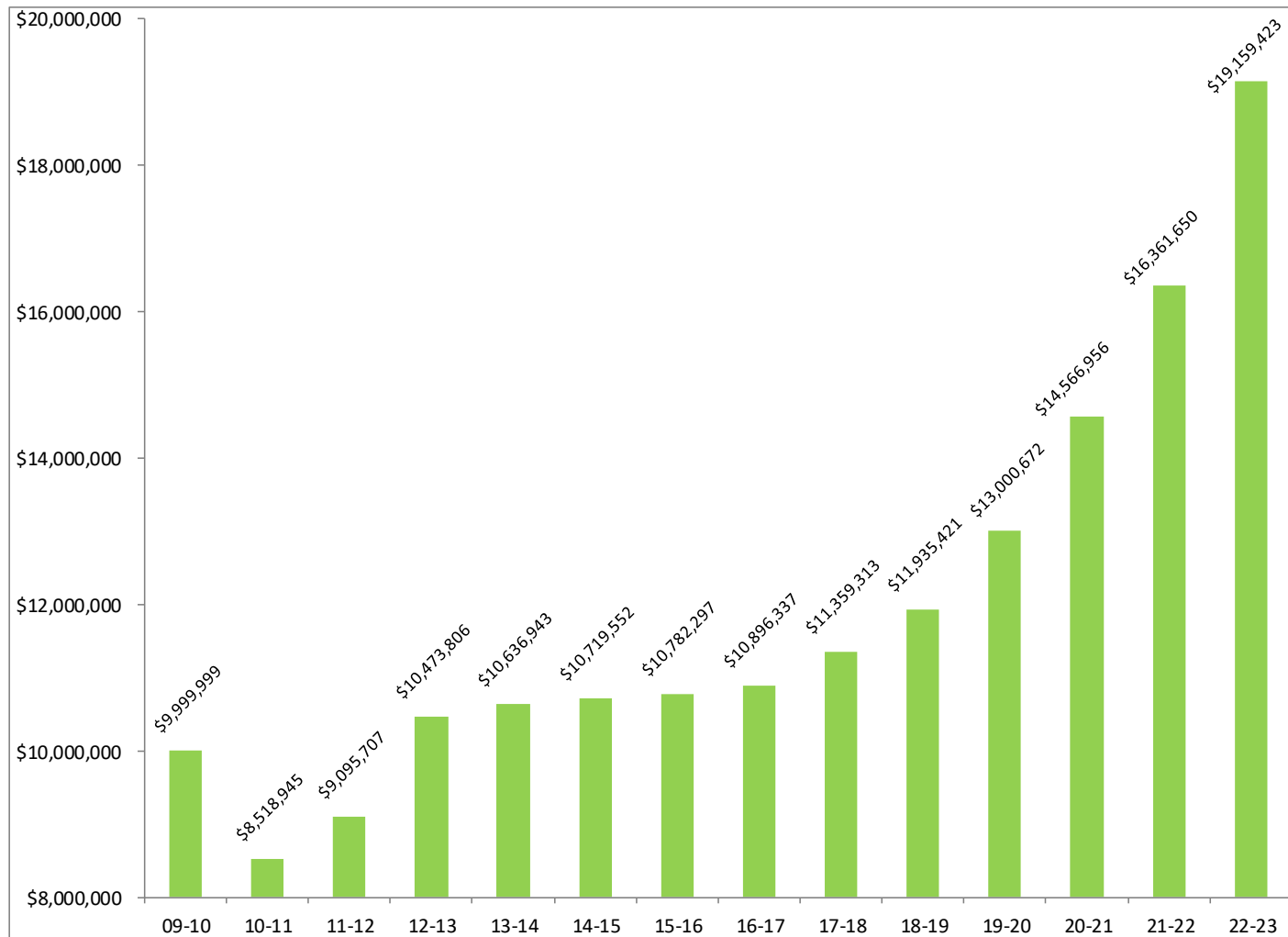


2022-2023 Projects and Programs

- Electrical Upgrades All Schools
- HVAC Upgrades All Schools
- Franklin School Dry Well Drainage
- Franklin School Art Supply to Classroom Conversion
- Additional Chromebooks
- Middle School Student Assistance Counselor
- Additional ELA, Math, SS, and Science teachers at RWB.



State Aid Revenues



Proposed Budget 2022-2023



Enrollment Projections

The New Jersey Department of Education projects that as of October 15, 2022 we will have 3746 students.

	<u>Actual</u>
October 15, 2021	3706
October 15, 2020	3659
October 15, 2019	3636
October 15, 2018	3560
October 15, 2017	3549
October 15, 2016	3545
October 15, 2015	3512
October 15, 2014	3444
October 15, 2013	3607
October 15, 2012	3645



Anticipated Funds For 2022-2023 Budget

Fund Balance	\$1,829,422
Tuition Reserve	\$357,000
Tax Levy	51,457,799
Tuition	2,395,518
Misc Revenue	290,530
Transportation Fees	106,618
Withdrawal From Emergency Reserve	35,000
Withdrawal From Capital Reserve	2,615,674



Revenues(2)

From State Sources:

	2021-2022	2022-2023
Categorical Aid	\$2,104,440	\$2,104,440
Equalization Aid	13,068,727	15,870,414
Categorical Security Aid	374,729	374,729
Categorical Transportation Aid	578,477	578,477
Other State Aids	0	0
School Choice Aid	235,277	231,363
Total State Aid	\$16,361,650	\$19,159,423
Federal Medicaid Reimbursement	\$23,646	\$26,463
Preschool Aid/Non Public Funds	\$835,432	\$1,171,688



Revenues(3)

Total General Fund	\$78,273,447
From State (restricted)	1,171,688
From Federal (restricted)	1,479,831
Debt Service	<u>0</u>

Total Revenue All Sources:	\$80,924,966
-----------------------------------	---------------------



TOTAL TAX INCREASE

B

2022 – 2023 Proposed Tax Levy	\$51,457,799
2021 – 2022 Tax Levy	<u>\$51,059,211</u>
Tax Levy Increase	\$398,588



Appropriations

B

Total General Current Exp:	\$74,552,947
Capital Outlay:	3,586,101
Special Schools (Summer, Adult):	38,283
Charter School	<u>96,116</u>
General Fund Grand Total:	\$78,273,447



Appropriations(2)

Special Revenue Funds State Projects

Other State Projects:

Preschool Aid and Carryover	\$1,171,688
-----------------------------	-------------

Total	\$1,171,688
-------	-------------



Appropriations(3)

Special Revenue Funds Federal Projects

Title I	\$375,372
Title II	74,051
Title III	25,795
IDEA	829,923
Other Special Projects	<u>0</u>
Total Federal Projects:	\$1,305,141



Appropriations(4)

General Fund Total	\$78,273,447
Special Revenue Fund State Projects	1,171,688
Special Revenue Fund Federal Projects	1,305,141
Preschool Special Education	174,690
Debt Service Regular	<u>0</u>
Total Appropriations	\$80,924,966



Tax Levy Resolution:

RESOLVED, that there should be raised for the General Fund, the sum of \$51,457,799 for the ensuing School Year (2022 – 2023).

This represents a 0.78% increase in the Local Tax Levy.



Tax Impact

*** The tax impact of the 2022 – 2023 Proposed Budget for a home assessed at the Borough average of \$320,000 will be \$38.40 per year, \$3.20 per month, or \$0.74 per week.**

2021-22 Local Tax Levy	\$51,457,518
2020-21 Local Tax Levy	\$51,059,211
Tax Levy Increase	\$398,588



The Average Home in Bergenfield is assessed at \$320,000

Using this figure, the average tax increase is \$0.74 per week, \$3.20 per month or \$38.40 for the year



Real Estate Values

- 2015 – Quarter 1
 - 41 homes sold in town
 - Median sale price of \$275,000
- 2022 – Quarter 1
 - 49 homes sold in town
 - Median sale price of \$515,000

This represents a 87.3% increase in median sale price in Bergenfield in comparative first quarters from 2015 to 2022.

Only two other towns in Bergen County had more homes sold in the first quarter of this year.



“We Are Bergenfield”

B



Questions for the Board of Education?

