

New Students Housing Application Process

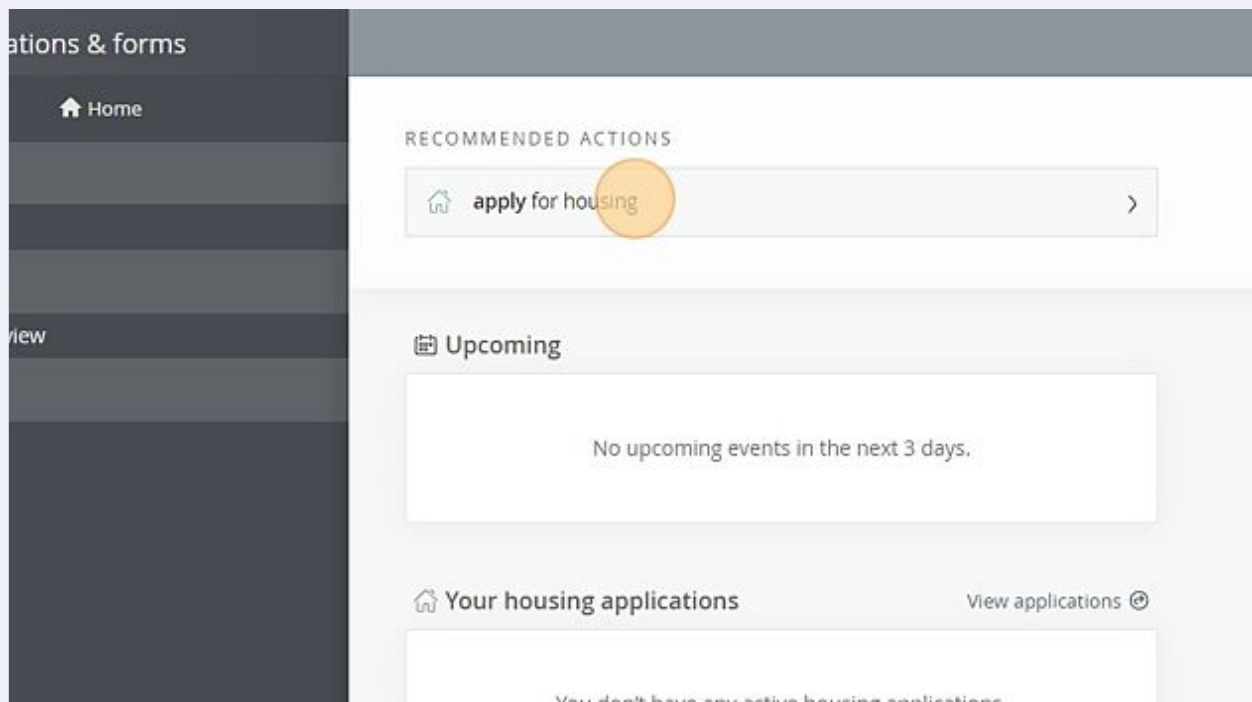
The housing application process for new students.

1

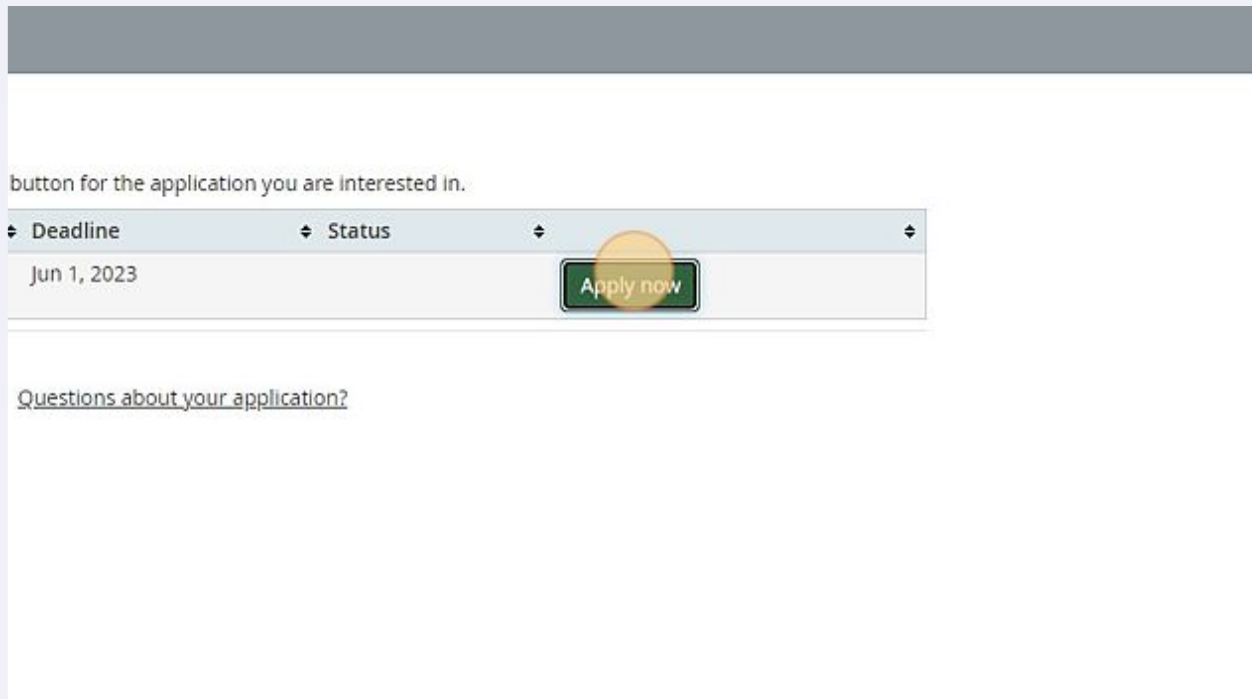
Navigate to fisher.erezlife.com/login and sign in using the personal email address submitted on the admissions application

2

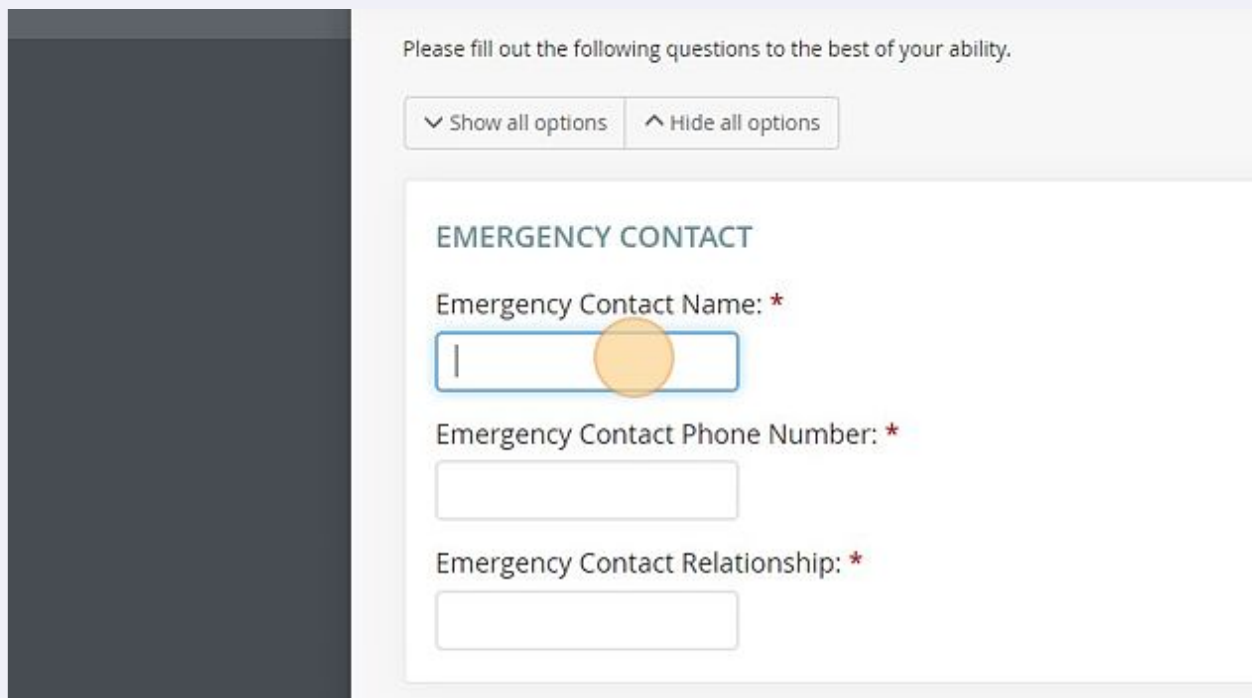
Click "applyfor housing"



3 Click "Apply now"



4 Fill in the "Emergency Contact" fields.



5

Click this dropdown menu and choose what information you would like Fisher College to release and to whom.

FERPA

The Family Educational Rights and Privacy Act (FERPA) prohibits an institution of higher education from releasing most student record information to any request third party, absent the student's prior written consent. I authorize Fisher College release the following information:

Please indicate your choice of release for information. *

- select one -

I authorize Fisher College to release my educational record information (as declared above) to the following, use N/A if no one is authorized: *

6

Drag and drop your preferred room type.

request due to room limitations. Please note that all housing accommodation requests must be made through the Office of Student Accessibility requests will not be honored.

Please order the residence rooms you prefer: *

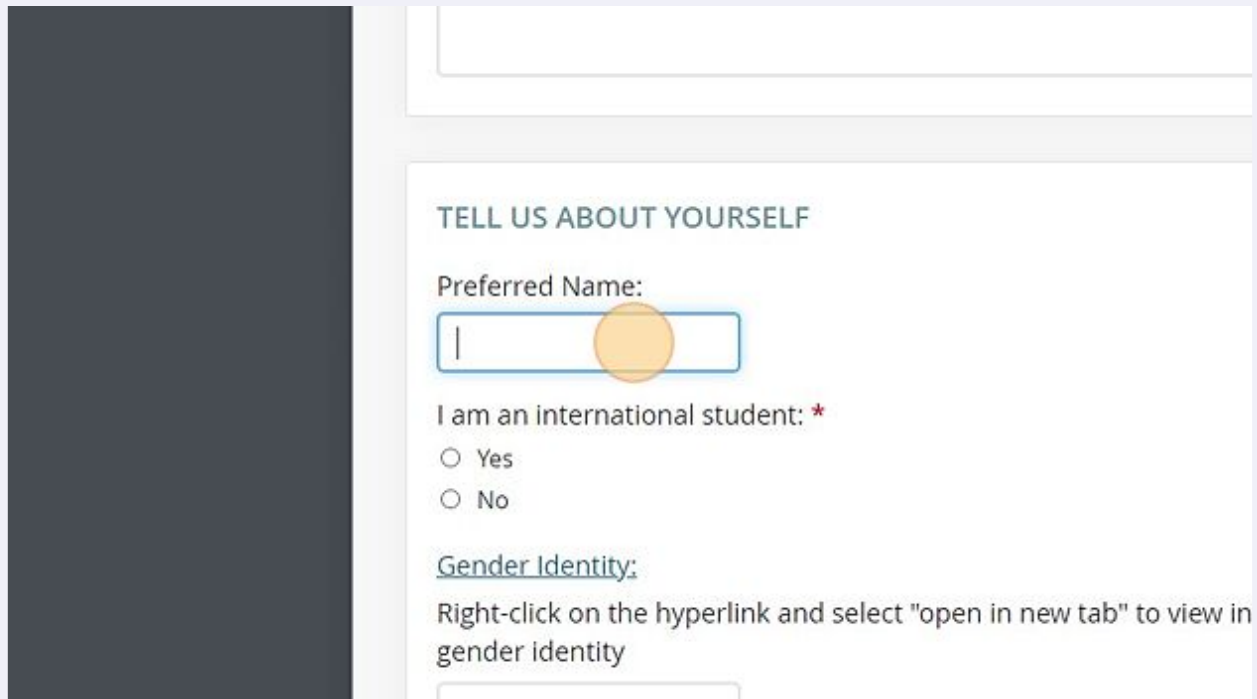
double	
quad	
single	→
triple	

Choose your preferred the list to the left. Move list to indicate a higher

For female identifying applicants, would you prefer to live in a single hall if space allows?

No preference

7 Fill out the "Tell Us About Yourself Section"



TELL US ABOUT YOURSELF

Preferred Name:

I am an international student: *

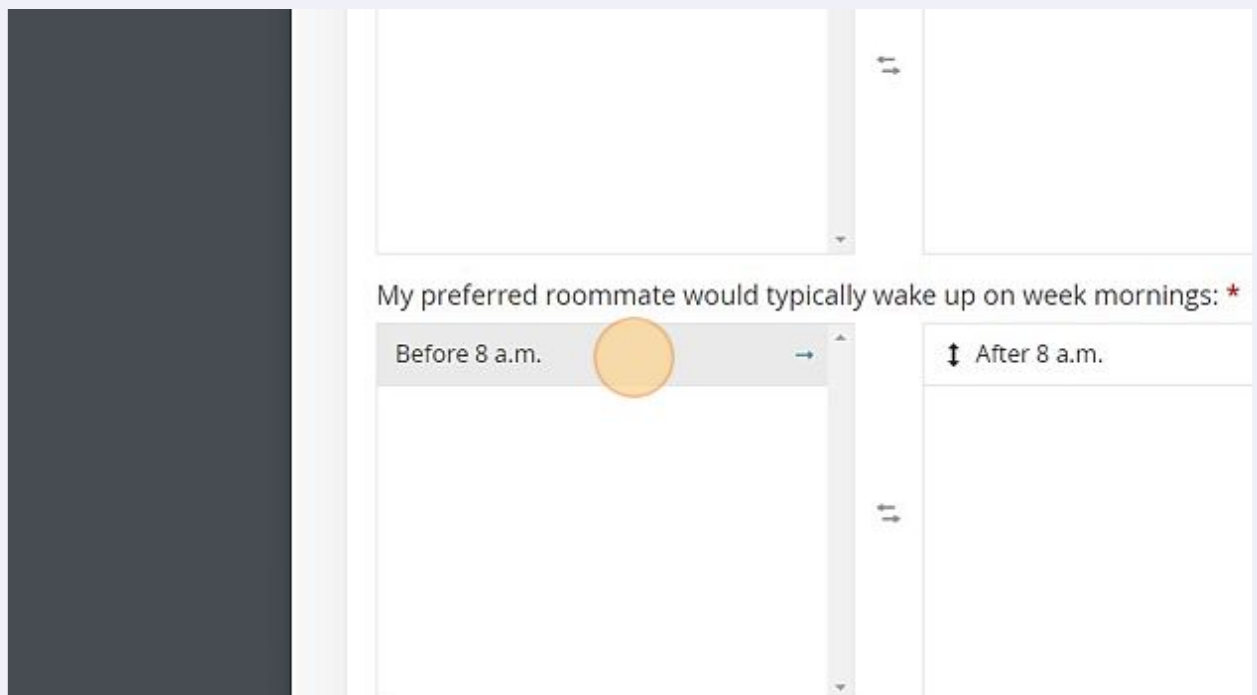
Yes

No

[Gender Identity:](#)

Right-click on the hyperlink and select "open in new tab" to view in gender identity

8 Fill out the "Tell Us About Your Ideal Roommate"



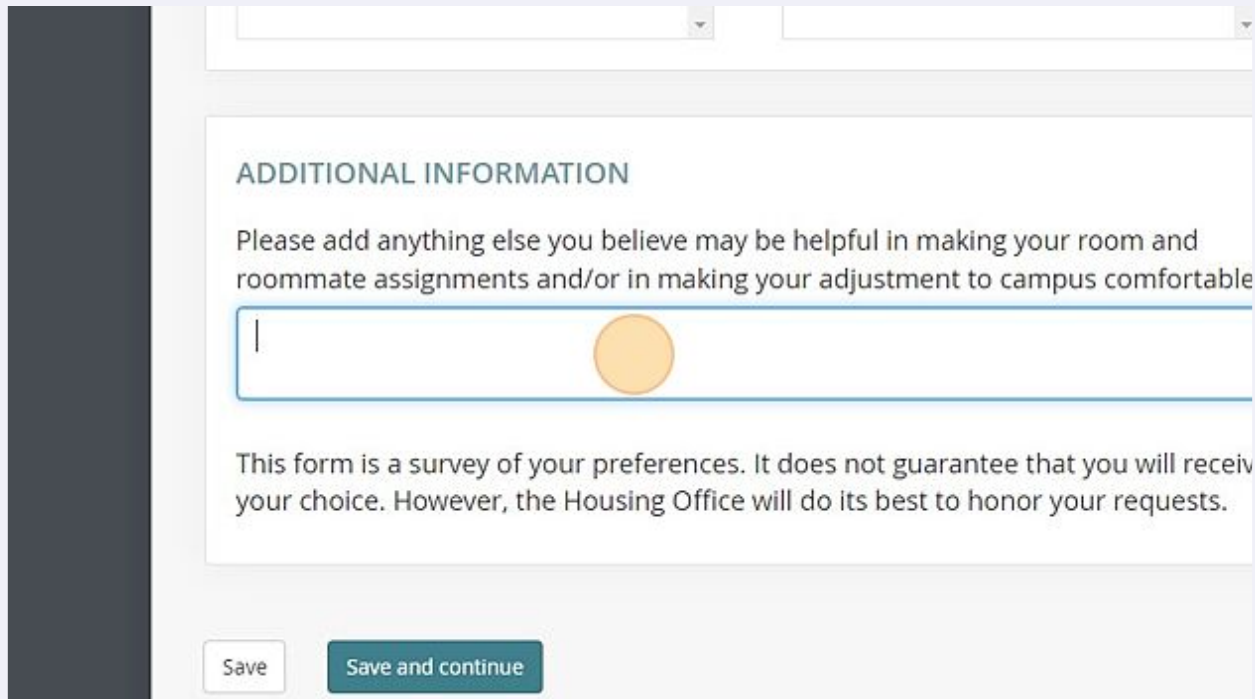
My preferred roommate would typically wake up on week mornings: *

Before 8 a.m.

After 8 a.m.

9

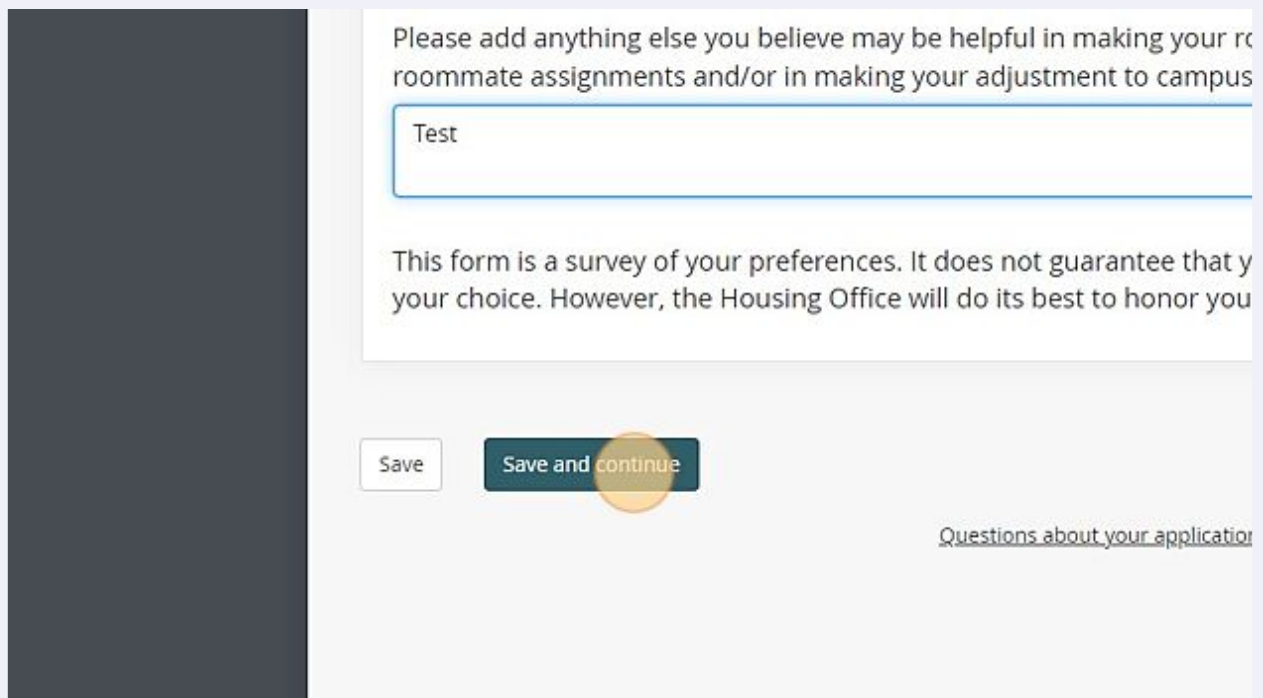
Add any other additional information you think would be helpful.



The screenshot shows a web form with a dark vertical bar on the left. At the top, there are two dropdown menus. Below them is a section titled "ADDITIONAL INFORMATION" with the text: "Please add anything else you believe may be helpful in making your room and roommate assignments and/or in making your adjustment to campus comfortable". A text input field is present, containing a vertical cursor and a yellow circular highlight. Below the input field is a paragraph: "This form is a survey of your preferences. It does not guarantee that you will receive your choice. However, the Housing Office will do its best to honor your requests." At the bottom, there are two buttons: "Save" and "Save and continue".

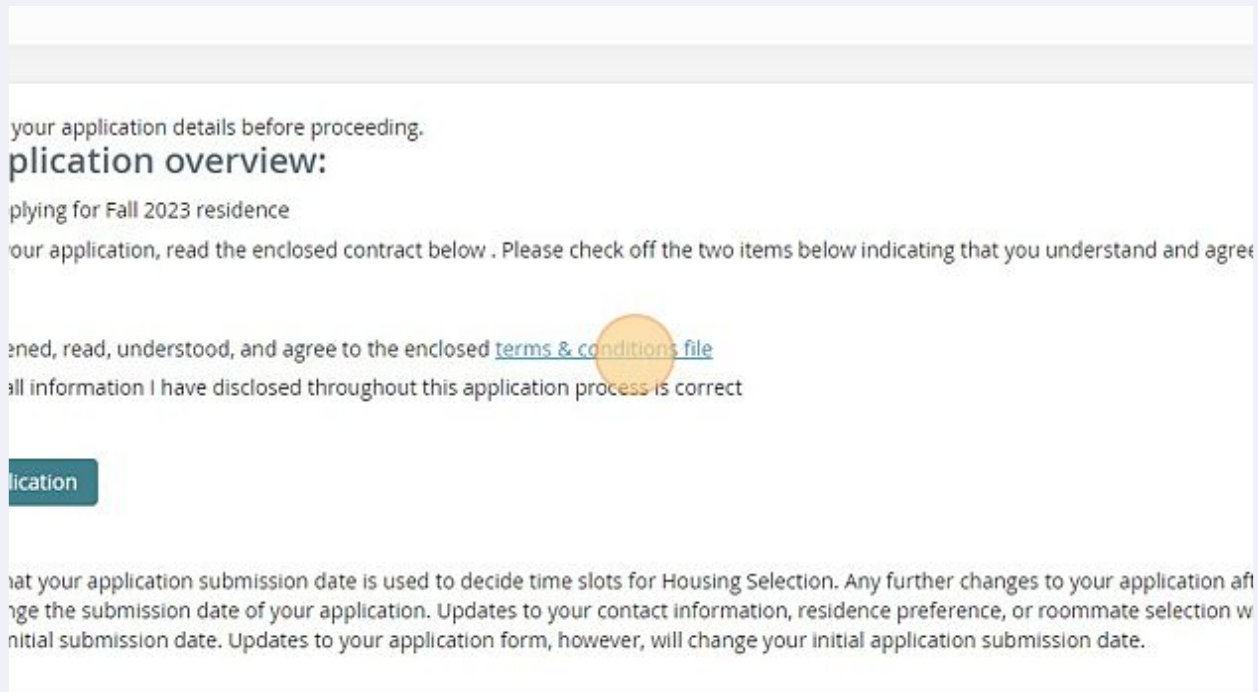
10

Click "Save and continue"

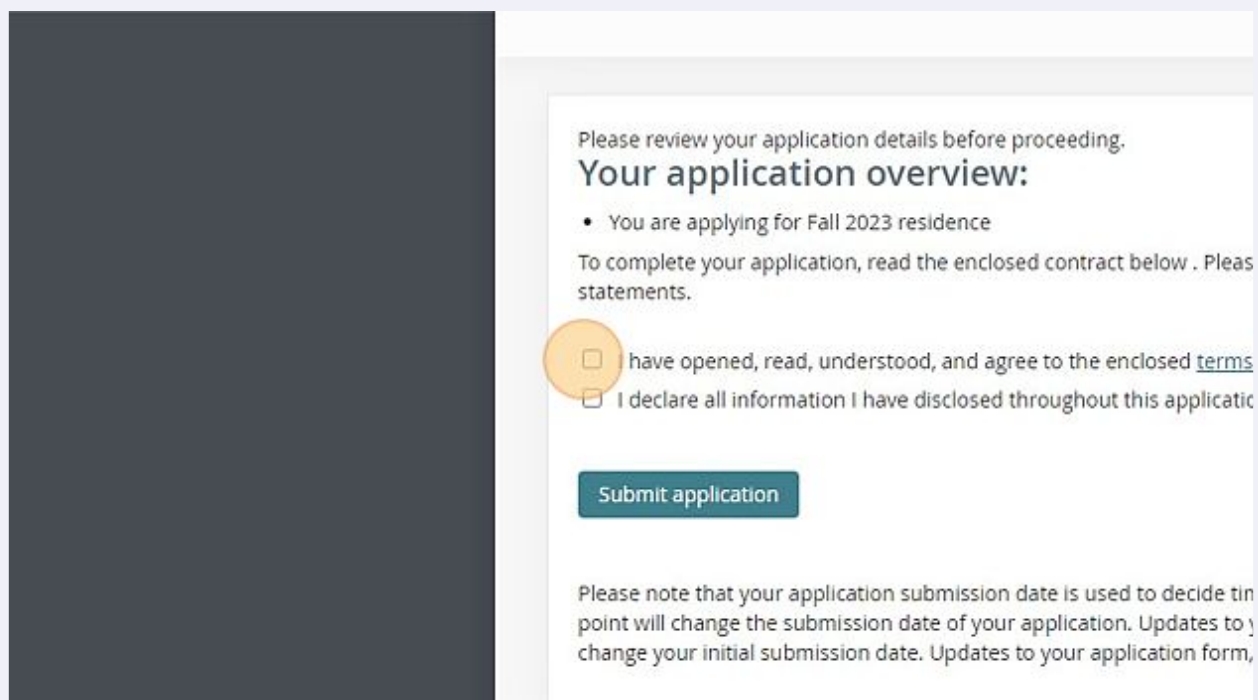


This screenshot shows the same web form as above, but with the text "Test" entered in the input field. The "Save and continue" button is highlighted with a yellow circle. The "Save" button is also visible. At the bottom right, there is a link: [Questions about your application](#).

11 Right-click "terms & conditions file" and read the Housing Agreement



12 Click the "I have opened, read, understood, and agree to the enclosed terms & conditions file" field.



13

Click "I declare all information I have disclosed throughout this application process is correct"

Resources

Please review your application details before proceeding.

Your application overview:

- You are applying for Fall 2023 residence

To complete your application, read the enclosed contract below . Please read the enclosed statements.

- I have opened, read, understood, and agree to the enclosed [terms](#)
- I declare all information I have disclosed throughout this application process is correct

Submit application

Please note that your application submission date is used to decide time slot. Updates to your application form, how point will change the submission date of your application. Updates to your application form, how change your initial submission date. Updates to your application form, how

14

Click "Submit application"

Please review your application details before proceeding.

Your application overview:

- You are applying for Fall 2023 residence

To complete your application, read the enclosed contract below . Please read the enclosed statements.

- I have opened, read, understood, and agree to the enclosed [terms & c](#)
- I declare all information I have disclosed throughout this application process is correct

Submit application

Please note that your application submission date is used to decide time slot. Updates to your application form, how point will change the submission date of your application. Updates to your application form, how change your initial submission date. Updates to your application form, how

[Questions about](#)

15 Click "Home"

Applications & forms

Home

General

My profile

Housing

Housing overview

Fall 2023

Resources

Application forms

Start your residence application by clicking the "Apply now" button for the ap

Name	Deadline
Fall 2023 (New Student)	Jun 1, 2023

[Questions about](#)