



VIRGINIA BEACH CITY PUBLIC SCHOOLS

CHARTING THE COURSE

School Board Services

Beverly M. Anderson, Chair
At-Large

Daniel D. Edwards, Vice Chair
District 2 – Kempsville

Sharon R. Felton
District 6 – Beach

Dorothy M. Holtz
At-Large

Victoria C. Manning
At-Large

Joel A. McDonald
District 3 – Rose Hall

Ashley K. McLeod
At-Large

Kimberly A. Melnyk
District 7 – Princess Anne

Trenace B. Riggs
District 1 – Centerville

Carolyn T. Rye
District 5 - Lynnhaven

Carolyn D. Weems
District 4 - Bayside

Aaron C. Spence, Ed.D.
Superintendent

School Board Regular Meeting Agenda

Tuesday, December 19, 2017

School Administration Building #6, Municipal Center
2512 George Mason Dr.
P.O. Box 6038
Virginia Beach, VA 23456
(757) 263-1000

In accordance with School Board Bylaw 1-48 §G, "No person attending a meeting of the School Board, in any capacity, shall use or allow to sound any device in a manner that disrupts the conduct of business within the room in which the School Board is meeting"

INFORMAL MEETING

- 1. Convene School Board Workshop (einstein.lab)4:00 p.m.**
 - A. School Board Administrative Matters and Reports
 1. Organizational Matters Preview:
 - a. School Board Leadership Interest
 - b. Schedule of Meetings through June 30, 2018 Reaffirmed and Set through June 30, 2019
 - c. Committee Assignments SY18 Adjustments (as needed)
 - d. Standing Rules (reaffirm or needed adjustments)
 - B. 2018 General Assembly Legislative Preview by Kemper Consulting
 - C. Quarterly Forecast of School Board Agenda Topics FY18, 3rd Quarter – January through March 2018
- 2. Closed Meeting: Personnel Matters**
- 3. School Board Recess..... 5:30 p.m.**

FORMAL MEETING

- 4. Call to Order and Roll Call (School Board Chambers) 6:00 p.m.**
- 5. Moment of Silence followed by the Pledge of Allegiance**
- 6. Student, Employee and Public Awards and Recognition**
- 7. Superintendent's Report**
- 8. Public Hearing on Disposition of School Board Owned Property Located in the Kempsville District**

Citizens are encouraged to sign up by noon the day of the meeting by contacting the Clerk at 263-1016 and shall be allocated 3 minutes each. If time does not permit all members of the public to speak at this time, an additional opportunity may be given after the Information section of the Agenda. All public comments shall meet the [Board Bylaw 1-48](#) requirements for Decorum and Order.



VIRGINIA BEACH CITY PUBLIC SCHOOLS CHARTING THE COURSE

School Board Regular Meeting Agenda (continued)

Tuesday, December 19, 2017

School Administration Building #6, Municipal Center

2512 George Mason Dr.

P.O. Box 6038

Virginia Beach, VA 23456

(757) 263-1000

In accordance with School Board Bylaw 1-48 §G, "No person attending a meeting of the School Board, in any capacity, shall use or allow to sound any device in a manner that disrupts the conduct of business within the room in which the School Board is meeting"

9. *Hearing of Citizens and Delegations on Agenda Items*

The Board will hear public comment on items germane to the School Board Agenda for the meeting from citizens who have signed up to speak with the Clerk of the School Board. Citizens are encouraged to sign up by noon the day of the meeting by contacting the Clerk at 263-1016 and shall be allocated 3 minutes each until 7:30 p.m., if time is available. If time does not permit all members of the public to speak before 7:30 p.m., an additional opportunity for public comment on Agenda items may be given after the Information section of the Agenda. All public comments shall meet the [Board Bylaw 1-48](#) requirements for Decorum and Order.

10. *Approval of Minutes:* December 5, 2017 Regular Meeting

11. *Adoption of the Agenda*

12. *Consent Agenda:*

- A. Textbook Adoption: Advanced Placement (AP) Human Geography
- B. Religious Exemptions

13. *Action*

Personnel Report / Administrative Appointments **Updated 12/20/2017**

14. *Information*

- A. Comprehensive Annual Financial Report FY17 External Auditor Review
- B. Industry Credentialing Report
- C. Interim Financial Statements – November 2017

15. *Standing Committee Reports*

16. *Conclusion of Formal Meeting*

17. *Hearing of Citizens and Delegations on Non-Agenda Items*

At this time, the School Board will hear public comment on items germane to the business of the School Board that are not on the School Board's Agenda for the meeting from citizens who sign up to speak with the Clerk of the School Board by 3:00 p.m. the day of the meeting. All public comments shall meet the [School Board Bylaw 1-48](#) requirements for Decorum and Order.

18. *Recess into Workshop* (if needed)

19. *Closed Meeting* (as needed)

20. *Vote on Remaining Action Items*

21. *Adjournment*

The next regular meeting of the School Board of the City of Virginia Beach is scheduled for Tuesday, January 9, 2018



Subject: 2018 General Assembly Legislative Preview by Kemper Consulting **Item Number:** 1B

Section: Workshop **Date:** December 19, 2017

Senior Staff: Marc A. Bergin, Ed.D., Chief of Staff

Prepared by: Dianne P. Alexander, School Board Clerk

Presenter(s): Kemper Consulting

Recommendation:

The School Board's legislative liaisons from Kemper Consulting will present a preview of the 2018 General Assembly legislative session to include key dates and overview of anticipated legislation.

Background Summary:

Source:

Budget Impact:



Subject: Forecast of School Board Agenda Topics FY18, 3rd Quarter **Item Number:** 1C

Section: Workshop **Date:** December 19, 2017

Senior Staff: Marc A. Bergin, Ed.D., Chief of Staff

Prepared by: Marc A. Bergin, Ed.D., Chief of Staff

Presenter(s): Aaron C. Spence, Ed.D., Superintendent

Recommendation:

The School Board will be provided with a forecast of agenda topics to be presented by Administration in the FY18 third quarter – January, February, March 2018.

Background Summary:

Source:

Budget Impact:



Subject: Closed Session Item Number: 2

Section: Closed Meeting Date: December 19, 2017

Senior Staff: N/A

Prepared by: Ms. Kamala Hallgren Lannetti, Deputy City Attorney

Presenter(s): Mr. Daniel D. Edwards, School Board Vice Chair

Recommendation:

MOTION: That the School Board adopt a motion to recess into a closed meeting pursuant to the exemptions from open meetings allowed by Section 2.2-3711, Part A, Paragraph 1 of the *Code of Virginia*, 1950, as amended, for

- A. **PERSONNEL MATTERS:** Discussion of or consideration of interviews of prospective candidates for employment, assignment, appointment, promotion, performance, demotion, salaries, disciplining, or resignation of specific public officers, appointees, or employees, pursuant to Section 2.2-3711, (A) (1); namely to discuss performance evaluation of a specific administrator.

RECONVENE IN OPEN SESSION:

CERTIFICATION:

WHEREAS, the School Board of the City of Virginia Beach has convened a closed meeting on this date pursuant to an affirmative recorded vote and in accordance with the provisions of the Virginia Freedom of Information Act; and

WHEREAS, Section 2.2-3712 (D) of the *Code of Virginia* requires a certification by this School Board that such closed meeting was conducted in conformity with Virginia law.

NOW, THEREFORE, BE IT RESOLVED that the School Board of the City of Virginia Beach hereby certifies that, to the best of each member's knowledge, (i) only public business matters lawfully exempted from open meeting requirements by Virginia law were discussed in the closed meeting to which this certification applies, and (ii) only such public business matters as were identified in the motion by which the closed meeting was convened were heard, discussed, or considered.

ACTION AS NEEDED:

Background Summary:

Appropriate requests have been made for a closed meeting.

Source:

Bylaw 1-37 and *Code of Virginia*, Section 2.2-3711

Budget Impact:

N/A



Subject: School Board Public Hearing Item Number: 8

Section: Public Hearing Date: December 19, 2017

Senior Staff: Dale R. Holt, Chief Operations Officer, Department of School Division Services

Prepared by: Anthony L. Arnold, P.E., Executive Director of Facilities Services

Presenter(s): Anthony L. Arnold, P.E., Executive Director of Facilities Services

Recommendation:

The School Board of the City of Virginia Beach is seeking public comment to determine whether the property should be declared surplus and sold to Franklin Johnston Group Management & Development, LLC, for development of a residential apartment complex with proceeds of such sale to be retained by the School Board as advertised on page 11 in the Thursday, December 7, 2017, edition of the Beacon – a local publication of *The Virginian-Pilot* and duplicated below:

Public Hearings

PUBLIC HEARING

**VIRGINIA BEACH CITY
PUBLIC SCHOOLS
DECLARATION OF SURPLUS
OF SCHOOL BOARD
PROPERTY**

The School Board of the City of Virginia Beach will hold a PUBLIC HEARING on Tuesday, December 19, 2017 at 6:00 p.m. in the School Administration Building, Municipal Center Building 6, Virginia Beach, Virginia. The purpose of this hearing will be to obtain public input to determine whether the property should be declared surplus and sold to Franklin Johnston Group Management & Development, LLC, for development of a residential apartment complex, and the proceeds of such sale be retained by the School Board. The property under consideration is:

10.69 acres +/- of property located at 273 North Witchduck Road, Virginia Beach
(GPIN: 1467-75-8675)

Any questions concerning this matter should be directed to the Chief Operations Officer, Department of School Division Services, School Administration Annex, Building 16, 2435 Princess Anne Road, Virginia Beach, Virginia, phone number (757) 263-1040.

Any citizen who desires to speak at this hearing should contact the Clerk of the School Board at (757) 263-1016. If you are **physically disabled or visually impaired** and need assistance at this meeting, please call the **SCHOOL BOARD CLERK'S OFFICE** at **(757) 263-1016**; Hearing impaired call **TDD 711** (TDD - Telephone Device for the Deaf).

BEACON 25568912

Background Summary:

Source:

Budget Impact:



Subject: Approval of Minutes of the December 5, 2017 Regular School Board Meeting **Item Number:** 10

Section: Approval of Minutes **Date:** December 19, 2017

Senior Staff: N/A

Prepared by: Dianne P. Alexander, School Board Clerk

Presenter(s): Dianne P. Alexander, School Board Clerk

Recommendation:

That the School Board adopt the minutes from their December 5, 2017 regular School Board meeting as attached.

Background Summary:

Source:

Bylaw 1-40

Budget Impact:

N/A



VIRGINIA BEACH CITY PUBLIC SCHOOLS

CHARTING THE COURSE

School Board Services

Beverly M. Anderson, Chair
At-Large

Daniel D. Edwards, Vice Chair
District 2 – Kempsville

Sharon R. Felton
District 6 – Beach

Dorothy M. Holtz
At-Large

Victoria C. Manning
At-Large

Joel A. McDonald
District 3 – Rose Hall

Ashley K. McLeod
At-Large

Kimberly A. Melnyk
District 7 – Princess Anne

Trenace B. Riggs
District 1 – Centerville

Carolyn T. Rye
District 5 - Lynnhaven

Carolyn D. Weems
District 4 - Bayside

Aaron C. Spence, Ed.D.
Superintendent

Regular School Board Meeting MINUTES

Tuesday, December 5, 2017

School Administration Building #6, Municipal Center
2512 George Mason Dr.
Virginia Beach, VA 23456

INFORMAL MEETING

1. **Convene School Board Workshop #1 of 2:** The School Board convened in the einstein.lab at 4:02 p.m. In addition to Superintendent Spence, all School Board members were present upon the arrival of Ms. Manning shortly thereafter at 4:07 p.m.
 - A. **School Board Administrative Matters and Reports:** In reviewing the meeting agenda, Chairwoman Anderson advised of two items to be discussed during a closed session related to real estate and contract matters; distributed a correction to minutes presented for adoption, and recommended adjustments be considered during Adoption of the Agenda to 1) move Consent Item 12B to Action as Item 13B, and 2) Consent Item 12D3 – Policy 4-43 pulled to return to the Policy Review Committee for an additional review. A reminder of the December 12, 2017 City/Schools Deferred Compensation briefing was also provided. In response to a request, Superintendent Spence agreed to forward to the School Board information being provided at an upcoming meeting regarding An Achievable Dream Academy at Lynnhaven Middle School for those unable to attend. Additionally, a request for the School Board to discuss stop arm cameras on school buses was redirected as a potential topic for consideration during the pre-budget workshop to follow. School Board Administrative Matters and Reports concluded at 4:06 p.m.
 - B. **Annual Recruitment, Staffing, Retention, and Compensation Update:** Anne C. Glenn-Zeljeznjak, Coordinator of Recruitment and Retention in the Department of Human Resources; along with John A. Mirra, Chief Human Resources Officer; and Judith R. Wood, Human Resources Specialist; presented the annual update on recruitment, staffing, retention and compensation to include an overview of market conditions and challenges, and strategies and results. Information was shared regarding the diversity of the workforce, categorization of potential retirements, and overview of the compensation

Put Students First • Seek Growth • Be Open to Change • Do Great Work Together • Value Differences

2512 George Mason Drive | P.O. Box 6038 | Virginia Beach, Virginia 23456-0038

www.vbschools.com



School Board of the City of Virginia Beach
School Administration Building# 6, Municipal Center
2512 George Mason Dr., Virginia Beach, VA 23456

Tuesday, December 5, 2017
Regular Meeting
Page 2 of 8

philosophy and programs. Regional comparisons were reported for compensation, allowances, licenses and certifications, additional duty supplements, advanced degrees, beginning teachers, substitute teacher rates, teacher assistants, and employee health benefit costs. Information was also provided on compression related to the unified salary scale including status of outstanding equity adjustments. Finally, an outline of suggested compensation enhancements estimated at a cost of \$14 million inclusive of FICA and benefits was provided. Discussion concluded at 5:00 p.m.

- C. Pre-Budget FY2018/19 Discussion: Due to time constraints, this item was taken up after the formal meeting under Item 18.
- D. Facilities Update – Thoroughgood Elementary School: Due to time constraints, this item was taken up after the formal meeting under Item 18.

The workshop concluded at 5:00 p.m.

2. **Closed Meeting**: Vice Chair Edwards made a motion, seconded by Ms. Melnyk, that the School Board recess into a closed meeting pursuant to the exemptions from open meetings allowed by Section 2.2-3711, Part A, Paragraphs 3, 7, 8 and 29 of the *Code of Virginia*, 1950, as amended, for the following purposes:

Real Property: Discussion or consideration of the acquisition of real property for a public purpose, or of the disposition of publicly held property where discussion in an open meeting would adversely affect the bargaining, position, or negotiating strategy of the public body, pursuant to Section 2.2-3711, (A) (3); namely to discuss disposition of School Board owned property in the Kempsville district.

Legal Matters: Consultation with legal counsel and briefings by staff members or consultants pertaining to actual or probable litigation where such consultation or briefing in an open meeting would adversely affect the negotiating or litigating posture of the Board or consultation with legal counsel employed or retained by the Board regarding specific legal matters requiring the provision of legal advice by such counsel, pursuant to Section 2.2-3711 (A) (7); namely to discuss disposition of School Board owned property in the Kempsville district.

Legal Matters: Consultation with legal counsel employed or retained by a public body regarding specific legal matters requiring the provision of legal advice by such counsel. Nothing in this subdivision shall be construed to permit the closure of a meeting merely because an attorney representing the public body is in attendance or is consulted on a matter pursuant to Section 2.2-3711, (A) (8); namely to discuss terms and obligations related to renewal of a contract.

Contract matters: Discussion of the award of a public contract involving the expenditure of public funds, including interviews of bidders or offerors, and discussion of the terms or scope of such contract, where discussion in an open session would adversely affect the bargaining position or



School Board of the City of Virginia Beach
School Administration Building# 6, Municipal Center
2512 George Mason Dr., Virginia Beach, VA 23456

Tuesday, December 5, 2017
Regular Meeting
Page 3 of 8

negotiating strategy of the public body, pursuant to Section 2.2-3711 (A) (29); namely to discuss terms and obligations related to renewal of a contract.

The motion passed unanimously and the School Board entered into a closed session at 5:05 p.m.

Individuals present for discussion in the order in which items were discussed:

Disposition of School Board owned property in the Kempsville district: School Board members; Superintendent Spence; Marc A. Bergin, Ed.D., Chief of Staff; Dale R. Holt, Chief Operations Officer; Anthony L. Arnold, P.E., Executive Director of Facilities Services; Debra M. Bryan, Associate City Attorney; School Board Legal Counsel, Kamala H. Lannetti, Deputy City Attorney; and Dianne P. Alexander, Clerk of the School Board.

Terms and obligations related to renewal of a contract: School Board members; Superintendent Spence; Marc A. Bergin, Ed.D., Chief of Staff; School Board Legal Counsel, Kamala H. Lannetti, Deputy City Attorney; and Dianne P. Alexander, Clerk of the School Board.

The School Board reconvened in an open meeting at 5:39 p.m.

Certification of Closed Meeting: Vice Chair Edwards made a motion, seconded by Ms. Melnyk, that the School Board certifies that to the best of each member's knowledge, only public business matters lawfully exempted from open meeting requirements by Virginia law were discussed in the closed meeting to which this certification applies, and only such public business matters as were identified in the motion by which the closed meeting was convened were heard, discussed, or considered. The motion passed unanimously.

3. **School Board Recess:** The School Board recessed at 5:40 p.m. to reconvene in the School Board Room at 6:00 p.m. for the formal meeting.

FORMAL MEETING

4. **Call to Order and Roll Call:** Chairwoman Anderson called the formal meeting to order at 6:02 p.m. In addition to Superintendent Spence, all School Board members were present.
5. **Moment of Silence and Pledge of Allegiance**
6. **Student, Employee and Public Awards and Recognition:**
 - A. Outstanding Educator Award: Kathy Turner, Ocean Lakes High School teacher, was recognized by the School Board for being named one of the University of Chicago's 2017 Outstanding Educators after having been nominated by a former advanced placement (AP) chemistry student who entered the University of Chicago in the fall.
 - B. 2017 Economic Educator Award: The School Board recognized Plaza Middle School eighth-grade teacher, Anthony Nobles, who earned first place in the 2017 Economic Educator Awards Program sponsored by the Virginia Council of Economic Education to recognize



educators who demonstrate a commitment and contribution to economic and financial education.

7. **Superintendent's Report:** Five things shared by Superintendent Spence in his report were related to 1) the division receiving the 2017 Learning Counsel Digital Curriculum Strategy Award; 2) being one out of 30 school divisions in the state being named 2017 Certified Green School Division by the Virginia School Boards Association (VSBA); 3) TGIF (Teacher Grants Improve Futures) event where \$150,000 in grants were awarded from the Virginia Beach Education Foundation; 4) annual school report cards known as the *Campus Compass* for the 2017-18 school year being available on the division's website reporting demographics and student progress toward achieving various local and state accountability measures; and 5) invitation to contribute to the division's Beach Bags program with food donations during the holiday season.
8. **Public Hearing on FY2018/19 Schools Operating Budget and FY2018/2019 through FY2023/2024 Capital Improvement Program (CIP):** The School Board heard comments from Melissa Smasal requesting funding for buzzer systems to be installed at schools to allow for doors to remain locked as a safety measure; Sarah Perez Sanders advocating for stop arm cameras on school buses; Kelly Walker, Virginia Beach Education Association (VBEA) requesting funding for a five percent salary increase, comprehensive compensation study, exploration of alternative health care systems, and additional strategic reduction in class size; and Gary McCullum requesting funding for a disparity study.
9. **Hearing of Citizens and Delegations on Agenda Items:** None
10. **Approval of Minutes:** November 21, 2017 Regular Meeting: Mr. McDonald made a motion, seconded by Ms. Holtz, that the School Board approve the minutes of their November 21, 2017 regular meeting inclusive of the adjustment announced and distributed in the workshop prior to the formal meeting. The motion passed (ayes 10, nays 0; 1 abstention – McLeod who was not in attendance at the November 21 meeting).
11. **Adoption of the Agenda:** Prior to a motion, Chairwoman Anderson noted Workshop Items 1C and 1D would be taken up under Item 18; Consent Item 12B moved to 13B; and Consent Item 12D3 – Policy 4-43 removed from the agenda to be sent back to the Policy Review Committee for further review. Ms. Riggs then made a motion, seconded by Vice Chair Edwards, that the School Board adopt the agenda as amended. The motion passed unanimously.
12. **Consent Agenda:** Mr. McDonald made a motion, seconded by Ms. Holtz, that the School Board approve the Consent Agenda. The motion passed unanimously and the following items were approved as part of the Consent Agenda:
 - A. Textbook Adoptions as recommended by the Technical and Career Education Textbook Adoption Committee for implementation in the fall of 2018 as follows:



School Board of the City of Virginia Beach
School Administration Building# 6, Municipal Center
2512 George Mason Dr., Virginia Beach, VA 23456

Tuesday, December 5, 2017
Regular Meeting
Page 5 of 8

Item	Course Title	Textbook	Publisher	Copyright
1	Parenting and Child Development	<i>Child Development: Early Stages through Age 12, 8th Edition</i>	Goodheart-Wellcox	2016
2	Teen Living (6,7,8)	<i>Exploring Life and Career</i>	Goodheart-Wellcox	2017
3	Early Childhood Education (I and II)	<i>Working with Young Children</i>	Goodheart-Wellcox	2016
4	Introduction to Childcare Occupations	<i>Childcare Today</i>	McGraw Hill	2016

- B. *[Special Education Advisory Committee Extension of Current Appointments moved to Action 13B during Item 10 – Adoption of the Agenda]*
- C. The School Board authorized the School Board Chair to execute agreements for Dominion Energy Underground Easements for Tallwood, Windsor Woods and Kempsville elementary schools and Kempsville High School
- D. Policy Review Committee Recommendations as follows:
- Audit Charter and Related Policies
 - Policy 3-96 Office of Internal Audit and the Audit Committee
 - Policy 3-46 Audits/Audit Committee/Internal Audit Charter
 - Policy 2-48 Salaries and Compensation
 - [Policy 4-43 Personnel Protection from Sexual Harassment – pulled during Item 10 – Adoption of the Agenda to be returned to the Policy Review Committee for further review]*
 - Policy 4-77 Bus Drivers/Driver Assistants
 - Policy 4-76 Teacher Assistants
 - Policy 4-75 Conditions of Employment
 - Policy 4-90 Substitute Employees
 - Policy 4-92 Summer School Teachers and Corresponding Regulation
 - Policy 4-93 Employment of Temporary and Part-Time Employees
 - Policy 4-94 Exchange Teachers
 - Policy 4-95 Census Agents
 - Policy 6-83 Private Educational Courses

13. Action

- A. Personnel Report / Administrative Appointments: Ms. Rye made a motion, seconded by Ms. Riggs, that the School Board approve the appointments and accept the resignations, retirements and other employment actions as listed on the Personnel Report dated



December 5, 2017. The motion passed unanimously. There were no administrative appointments recommended.

- B. Special Education Advisory Committee Extension of Current Appointments [formerly Consent Item 12B]: Vice Chair Edwards made a motion, seconded by Ms. Melnyk, that the School Board approve the extension of the current appointments of Sandra Hermann, former parent; Donna Robel, parent; and Cheryl Ward, former parent and agency representative to the Special Education Advisory Committee through the end of the current school year ending June 30, 2018. Ms. Manning made a substitute motion, seconded by Mr. McDonald, to strike the original motion and approve the reappointments of the Ms. Hermann, Ms. Robel, and Ms. Ward to serve a three year term in accordance with the Special Education Advisory Committee's bylaws. Members of the Policy Review Committee reported the committee is in the process of reviewing current policy in order to propose modifications that implement consistencies and align the appointment process and terms for all advisory committees under one umbrella policy. School Board Legal Counsel, Kamala H. Lannetti, Deputy City Attorney, responded to inquiries regarding the timeline required in order for advisory committees to update their bylaws in accordance with any policy changes that would take effect July 2018. Following discussion, the substitute motion failed (ayes 4 – Manning, McDonald, McLeod and Weems; nays 7). The original motion for the extension of current appointments then passed unanimously with those who voted favorably for the substitute motion to reappointment versus extend explaining their affirmative vote for the main motion is to reflect support for the individuals recommended.

14. Information

- A. Textbook Adoption: Advanced Placement (AP) Human Geography: James M. Pohl, Ph.D., Executive Director of Secondary Teaching and Learning, presented the following textbook recommendation of the Textbook Adoption Committee for the Advanced Placement Human Geography course proposed for implementation in the fall of 2018:

Textbook	Publisher	Copyright
<i>A Cultural Landscape, An Introduction to Human Geography</i> <i>AP edition</i> , with seven-year access to online components	Pearson	2017

- B. Disposition of School Board Owned Property: Anthony L. Arnold, P.E., Executive Director of Facilities Services, presented an overview of a proposed purchase agreement between the School Board of the City of Virginia Beach and Franklin Johnston Group Management and Development, LLC ("Purchaser") for +/- 10.69 acres of property located at 273 North Witchduck Rd., Virginia Beach (GPIN: 1467-75-8675) for \$4.5 million for the development of a residential apartment complex with proceeds of such sale to be retained by the School Board.. He reviewed the schedule to include a public hearing to declare the property surplus to be held on December 19 for the School Board to take action in January



School Board of the City of Virginia Beach
School Administration Building# 6, Municipal Center
2512 George Mason Dr., Virginia Beach, VA 23456

Tuesday, December 5, 2017
Regular Meeting
Page 7 of 8

2018 so that City Council can consider rezoning and authorization to convey property in February 2018.

15. **Standing Committee Reports:** Ms. Rye reported on behalf of the Equity Council on items discussed at a recent meeting, and announced upcoming Council-sponsored events. Ms. McLeod reported on the recent Building Utilization Committee meeting noting there was nothing to indicate the potential for any major rezoning recommendations. Vice Chair Edwards reported on an upcoming meeting of the Audit Committee where a report from the external auditors will be presented and then made available for School Board members to review.
16. **Conclusion of Formal Meeting:** The formal meeting concluded at 6:48 p.m.
17. **Hearing of Citizens and Delegations on Non-Agenda Items:** None
18. **Recess into Workshop:** The School Board reconvened in the einstein.lab in workshop format at 7:01 p.m. In addition to Superintendent Spence, all School Board members were present.
 - A. **[formerly 1D] Facilities Update – Thoroughgood Elementary School:** Anthony L. Arnold, P.E., Executive Director of Facilities Services, provided an update on the Thoroughgood Elementary School replacement project based on feedback from the School Board when an overview of the design was presented November 8, 2017. He reported on historical costs of replacement projects, specific engineering cost savings proposed for Thoroughgood, current trends, round/curvilinear design prototypes and charrettes. Cheryl Zigrang, Ph.D., Principal of Thoroughgood Elementary School reported on stakeholder meetings. Discussion concluded at 7:51 p.m.
 - B. **[formerly 1C] Pre-Budget FY2018/19 Discussion:** Farrell E. Hanzaker, Chief Financial Officer, led a discussion for the School Board to give guidance in the development of the next year's operating budget noting analysis of the forthcoming Governor's budget proposal should be available by the first of the year. He reviewed components of major expense items reported in the Five Year Forecast in the area of salary increases, Virginia Retirement System (VRS) rates, health insurance rates, non-personnel items, and \$3.9 million deficit projected in FY2019/20; along with other budgetary goals and challenges. Cheryl R. Woodhouse, Senior Executive Director of Middle Schools, presented information on class sizes and class loads at the middle school level; and Daniel F. Keever, Senior Executive Director of High Schools, presented the same for high schools. An outline of unmet needs totaling \$120.2 million was also provided for the School Board to consider in establishing priority items. Discussion ensued in which School Board member identified their individual areas of focus. The workshop concluded at 8:41 p.m.
19. **Closed Meeting:** None
20. **Vote on Remaining Action Items:** None



School Board of the City of Virginia Beach
School Administration Building# 6, Municipal Center
2512 George Mason Dr., Virginia Beach, VA 23456

21. **Adjournment:** There being no further business before the School Board, Chairwoman Anderson adjourned the meeting at 8:41 p.m.

Respectfully submitted:

Dianne P. Alexander, Clerk of the School Board

Approved:

Beverly M. Anderson, School Board Chair



Subject: Textbook Adoption: Advanced Placement Human Geography Item Number: 12A

Section: Consent Date: December 19, 2017

Senior Staff: Amy E. Cashwell, Ed.D., Chief Academic Officer, Department of Teaching and Learning

Prepared by: James M. Pohl, Ph.D., Executive Director of Secondary Teaching and Learning
Kris Troch, Coordinator of Secondary Social Studies, Department of Teaching and Learning

Presenter(s): James M. Pohl, Ph.D., Executive Director of Secondary Teaching and Learning

Recommendation:

That the School Board approve the high school Advanced Placement Human Geography textbook as recommended by the Advanced Placement Human Geography Textbook Adoption Committee for implementation in the fall of 2018.

Course Title	Textbook	Publisher	Copyright
Advanced Placement Human Geography	<i>A Cultural Landscape, An Introduction to Human Geography AP edition</i> , with seven-year access to online components.	Pearson	2017

Background Summary:

The members of the Advanced Placement Human Geography Textbook Adoption Committee reviewed publishers' websites and identified textbooks for consideration. The committee members analyzed the textbooks for correlation to the College Board's Advanced Placement Human Geography Curriculum Framework. Correlation to the Virginia Standards of Learning and the Virginia Beach City Public Schools' curriculum objectives were also examined. The textbooks were reviewed by teachers, a student representative, a parent representative and a community representative, and then placed in the public libraries, as well as the main entrance of the School Administration Building, for public review and comment. After reviewing the textbooks, the Advanced Placement Human Geography Textbook Adoption Committee recommends the above textbook as its first-choice recommendation for implementation in the fall of 2018.

A negotiation team composed of the Executive Director of Secondary Teaching and Learning and the Secondary Social Studies Coordinator communicated with the appropriate personnel from the publishing companies to discuss a preliminary contract for the full adoption cycle pending approval by the School Board.

The proposed textbook will replace the current textbook as follows:

Course Title	Textbook	Copyright	Years in use (including this year)
Advanced Placement Human Geography	<i>A Cultural Landscape, An Introduction to Human Geography AP edition</i>	2011	6 years

Source:

Code of Va., § 22.1-238-22.1-239, § 22.1-251-22.1-252
School Board of the City of Virginia Beach Policy 6-60

Budget Impact:

Total initial implementation costs:

Course Title	First-choice Recommendation	Second-choice Recommendation
Advanced Placement Human Geography	\$324,050	\$394,463



VIRGINIA BEACH CITY PUBLIC SCHOOLS
CHARTING THE COURSE

TEXTBOOK ADOPTION RECOMMENDATION

ADVANCED PLACEMENT HUMAN GEOGRAPHY December 5, 2017

*Department of Teaching and Learning
Secondary Social Studies*



**Advanced Placement Human Geography
Textbook Adoption
Implementation for Fall 2018**

Course(s)	Recommendations	Number Needed	Initial Implementation Cost	Six Year Additional Costs (5%)	Total Implementation Cost
Advanced Placement Human Geography	First Choice: <i>A Cultural Landscape, An Introduction to Human Geography AP edition.</i> 12 th ed. Rubenstein. Pearson, 2017	2100	\$307,587	\$92,280	\$399,867
	<i>Human Geography: Preparing for the Advanced Placement Examination.</i> Palmer. Perfection Learning, 2017	750 (class sets of 30 for 25 teachers)	\$16,463	\$4,939	\$21,402
					\$421,269
Advanced Placement Human Geography	Second Choice: <i>Human Geography: People Place, and Culture.</i> 11 th ed., Sherwin, Gray and Meymand. Wiley, 2017	2100	\$378,000	\$113,400	\$491,400
	<i>Human Geography: Preparing for the Advanced Placement Examination.</i> Palmer. Perfection Learning, 2017	750 (class sets of 30 for 25 teachers)	\$16,463	\$4,939	\$21,402
					\$512,802



VIRGINIA BEACH CITY PUBLIC SCHOOLS
CHARTING THE COURSE

**SECONDARY SOCIAL STUDIES, DEPARTMENT of TEACHING & LEARNING
ADVANCED PLACEMENT HUMAN GEOGRAPHY**

TEXTBOOK ADOPTION TIMELINE

May 2017	<p>Textbook publishers were contacted and requested to supply textbook samples for review.</p> <p>A memo was sent to principals for a call to serve on the Textbook Adoption Committee and six teachers were selected.</p>
June 2017	<p>Teachers were given two textbook samples and a third virtual sample for Advanced Placement Human Geography. Parents, students and professional representatives were recruited and provided sample textbooks.</p> <p>The Textbook Adoption Committee members met to review the objectives and to begin review of the chosen textbooks.</p>
Sept. 2017	<p>The Textbook Adoption Committee members met to discuss the selected textbooks and to select a first- and second-choice textbook. Each committee member completed an evaluation form for each textbook reviewed. Committee members reviewed comments and recommended first- and second-choice textbooks for each adoption.</p>
Sept. – Oct. 2017	<p>The recommended textbooks were placed in the public library and the School Administration Building for public review.</p>
Oct. 2017	<p>Negotiations were conducted with appropriate representatives of the publisher, the Secondary Social Studies Coordinator and the Executive Director of Secondary Teaching and Learning.</p>
Oct. 2017	<p>The Secondary Social Studies Coordinator used the recommendations from the committee to prepare the report for the School Board.</p>



VIRGINIA BEACH CITY PUBLIC SCHOOLS
CHARTING THE COURSE

**SECONDARY SOCIAL STUDIES, DEPARTMENT of TEACHING & LEARNING
ADVANCED PLACEMENT HUMAN GEOGRAPHY
TEXTBOOK ADOPTION COMMITTEE**

Instructor Representatives

Patricia Downing, AP Human Geography Instructor, Landstown High School
Valerie Mervine, AP Human Geography Instructor, Cox High School
Elizabeth Salmon, AP Human Geography Instructor, Kempsville High School
Robert Weisenbeck, AP Human Geography Instructor, Ocean Lakes High School
Russlyn Wilkie, AP Human Geography Instructor, Bayside High School
Jessica Windish, AP Human Geography Instructor, Tallwood High School

Community Representative

Brandon Butler, PhD, Social Studies Education Graduate Program Director, Old Dominion University

Parent Representative

Brigid Banasiewicz

Student Representatives

Four students, one each from Cox HS, Kempsville HS, Landstown HS, and Tallwood HS.



SECONDARY SOCIAL STUDIES, DEPARTMENT of TEACHING & LEARNING
ADVANCED PLACEMENT HUMAN GEOGRAPHY

FIRST-CHOICE RECOMMENDATION

The Advanced Placement Human Geography Textbook Adoption Committee recommends the following textbook as its first choice for adoption by Virginia Beach City Public Schools:

A Cultural Landscape, An Introduction to Human Geography AP edition. 12th ed. Rubenstein. Pearson, 2017.

The recommended textbook displays the following strengths:

- Correlates with *Advanced Placement Human Geography Curriculum Framework* and course objectives.
- Emphasizes skills, as well as content.
- Organized in manageable chapters and matches AP articulation.
- Includes updated maps, as well as map projections with videos.
- Offers extensive online resources to include a carbon footprint calculator, GeoVideos and TedTalks.
- Promotes ease of access to online resources.
- Highlights authentic examples and stresses sustainability.
- Displays visuals in great detail and color
- Updated to include current events

FIRST-CHOICE RECOMMENDATION
IMPLEMENTATION COSTS FOR
ADVANCED PLACEMENT HUMAN GEOGRAPHY

Textbook	Allocation	Cost	Number Needed	Initial Implementation	Six Year Projected Costs (5%)	Total Implementation
Student Edition with digital resources	1 textbook per student	\$ 146.47 per book	2100	\$307,587	\$92,280	\$399,867
Test Prep	Class Set (30 texts, 25 teachers)	\$21.95 per book	750	\$16,463	\$4,939	\$21,402

Total Implementation Cost \$421,269



SECONDARY SOCIAL STUDIES, DEPARTMENT of TEACHING & LEARNING
ADVANCED PLACEMENT HUMAN GEOGRAPHY

SECOND-CHOICE RECOMMENDATION

The Advanced Placement Human Geography Textbook Adoption Committee recommends the following textbook as its second choice for adoption by Virginia Beach City Public Schools:

Human Geography: People Place, and Culture, 11th ed., Sherwin, Gray and Meymand, Wiley, 2017

The recommended textbook displays the following strengths:

- Provides inserts for “thinking geographically.”
- Includes guest field notes that link to careers.
- Several closing chapters had “wrap ups” that were helpful.
- Culture theme included more current gender and sexuality references.

The recommended textbook displays the following limitations:

- Lack of alignment with Advanced Placement Human Geography Exam.
- Chapters are dense, without adequate organization.
- Lacks pieces of the AP Human Geography articulation.
- Readability is difficult with a dull writing style.
- Companion study guide does not adequately meet expectations for AP assessment preparation.

SECOND-CHOICE RECOMMENDATION
IMPLEMENTATION COSTS FOR
ADVANCED PLACEMENT HUMAN GEOGRAPHY

Textbook	Allocation	Cost	Number Needed	Initial Implementation	Six Year Projected Costs (5%)	Total Implementation
Student Edition With digital resources	1 per student	\$180 per book	2100	\$378,000	\$113,400	\$491,400
Test Prep	Class Set (30 texts, 25 teachers)	\$21.95 per book	750	\$16,463	\$4,939	\$21,402

Total Implementation Cost \$512,802



Subject: Religious Exemptions **Item Number:** 12B

Section: Consent Agenda **Date:** December 19, 2017

Senior Staff: Rashard Wright, Chief Schools Officer

Prepared by: Denise White, Student Conduct/Services Coordinator

Presenter(s): Michael B. McGee, Director, Office of Student Leadership

Recommendation:

That the School Board approve Religious Exemption Case No. RE-17-23.

Background Summary:

Administration finds documentation meets the threshold requirements stipulated in Virginia Code.

Virginia Code §22.1-254.B.1 states the following:

B. A school board shall excuse from attendance at school:

1. Any pupil who, together with his parents, by reason of bona fide religious training or belief is conscientiously opposed to attendance at school. For purposes of this subdivision, “bona fide religious training or belief” does not include essentially political, sociological or philosophical views or a merely personal moral code”

Virginia Code § 22.1-254.D.1 states the following:

“D. A school board may excuse from attendance at school:

1. On recommendation of the principal and the division superintendent and with the written consent of the parent or guardian, any pupil who the school board determines, in accordance with regulations of the Board of Education, cannot benefit from education at such school”

Source:

Virginia Code §22.1-254.B.1 and §22.1-254.D.1

School Board Policy 5-12, Legal Withdrawal

Budget Impact:

None



Subject: Personnel Report **Item Number:** 13

Section: Action **Date:** December 19, 2017

Senior Staff: Mr. John A. Mirra, Chief Human Resources Officer, Department of Human Resources

Prepared by: John A Mirra

Presenter(s): Aaron C. Spence, Ed.D., Superintendent

Recommendation:

That the Superintendent recommends the approval of the appointments and the acceptance of the resignations, retirements and other employment actions as listed on the December 19, 2017, personnel report.

Background Summary:

List of appointments, resignations and retirements for all personnel

Source:

School Board Policy #4-11, Appointment

Budget Impact:

Appropriate funding and allocations

**VIRGINIA BEACH CITY PUBLIC SCHOOLS
PERSONNEL REPORT DECEMBER 2017
ASSIGNED TO THE UNIFIED SALARY SCALE**

2017-2018

SCHOOL/DEPARTMENT**POSITION****APPOINTMENTS - ELEMENTARY SCHOOL****CENTERVILLE**

12/4/2017

Sharkeshia Rogers

Special Education Assistant

COLLEGE PARK

12/7/2017

Patricia C. Suarez

Cafeteria Assistant, 5 hours

WINDSOR OAKS

11/30/2017

Maria S. Despiau

Cafeteria Assistant, 6.5 hours

APPOINTMENTS - MIDDLE SCHOOL**OLD DONATION**

12/4/2017

Abalo Tchodie

Custodian II, night

PRINCESS ANNE

12/14/2017

Angelica Garza

School Nurse

SALEM

11/30/2017

Kenia Y. Medina

Cafeteria Assistant, 5 hours

APPOINTMENTS - HIGH SCHOOL**GREEN RUN**

11/30/2017

Brittany Eleazer

Special Education Assistant

KELLAM

12/12/2017

Gary R. Peralta

Custodian I, 10 month, night

OCEAN LAKES

12/7/2017

Rodolfo A. Del Pilar

Custodian I, 10 month, night

PRINCESS ANNE

12/12/2017

James E. Beechey

Custodian I, 10 month, night

TECHNICAL AND CAREER EDUCATION CENTER

11/30/2017

Melinda M. McCoy-Curry

Custodian I, 10 month, night

APPOINTMENTS - MISCELLANEOUS**DEPARTMENT OF TEACHING AND LEARNING**

1/2/2018

Bridget D. Mariano

Instructional Specialist

DEPARTMENT OF TECHNOLOGY

12/7/2017

Guy J. Stickley

Customer Support Technician I

OFFICE OF SCHOOL PLANT SERVICES

12/18/2017

Jimmy K. Mosley

Carpentry Craftsman III

12/18/2017

Joshua A. Stoner

Carpentry Craftsman II

12/18/2017

Michael G. Drewry

General Maintenance Craftsman III

OFFICE OF TRANSPORTATION SERVICES

11/16/2017

Zachary J. Stafford

Fleet Technician II

12/14/2017

Aaron F. Arnold

Opportunity Inc. Stem Grant Specialist

12/14/2017

Suzanne J. Anglim

Programmer/Analyst

12/21/2017

Allen W. Giddens

Fleet Technician I

12/21/2017

Carmin J. Giammarino

Fleet Technician I

1/2/2018

Gregory L. Massa

Transportation Systems Specialist

SCHOOL/DEPARTMENT**POSITION****RESIGNATIONS - ELEMENTARY SCHOOL****BAYSIDE**

12/20/2017

Emily Yepez

Kindergarten Assistant (career enhancement opportunity)

BETTIE F. WILLIAMS

12/20/2017

Keri C . Freese

Physical Education Assistant (career enhancement opportunity)

LANDSTOWN

11/29/2017

Clifton L. Walton

Custodian I, 10 month, night (career enhancement opportunity)

NEW CASTLE

12/7/2017

Kyle J. Wilburn

Custodian II, Head Night (career enhancement opportunity)

PARKWAY

1/5/2018

Renee White

Custodian I, 10 month (career enhancement opportunity)

PEMBROKE MEADOWS

12/6/2017

Brandon Green

Custodian I, 10 month, night (personal reasons)

TALLWOOD

12/20/2017

Melissa C. Duff

Special Education Assistant (continuing education)

RESIGNATIONS - MIDDLE SCHOOL**VIRGINIA BEACH**

11/29/2017

Jill Randall

School Office Associate II, 12 month (career enhancement opportunity)

RESIGNATIONS - HIGH SCHOOL**LANDSTOWN**

12/18/2017

Michele B. Edwards

School Office Associate II, 12 month (career enhancement opportunity)

OCEAN LAKES

12/5/2017

Paula R. Tate

Clinic Assistant, .5 (career enhancement opportunity)

RESIGNATIONS - MISCELLANEOUS**DEPARTMENT OF HUMAN RESOURCES**

12/13/2017

Heidi R. Raymond

Human Resources Marketing Specialist

OFFICE OF TRANSPORTATION SERVICES

12/1/2017

Joseph Weyant

Bus Assistant (career opportunity enhancement)

12/8/2017

Michelle R. Smith

Bus Driver, 5.5 hours (personal reasons)

RETIREMENTS - ELEMENTARY SCHOOL

NONE

RETIREMENTS - MIDDLE SCHOOL**SALEM**

12/6/2017

Rey T. Devera

Custodian I, 12 month

SCHOOL/DEPARTMENT

POSITION

RETIREMENTS - HIGH SCHOOL

SALEM

2/28/2018

Pamela Lee Sadler

Cafeteria Assistant, 5.5 hours

RETIREMENTS - MISCELLANEOUS

NONE

OTHER EMPLOYMENT ACTIONS

OFFICE OF SCHOOL PLANT SERVICES

12/18/2017

Richard M. Ponti

Director of Safety and Loss Control
(rescindment of retirement)

**VIRGINIA BEACH CITY PUBLIC SCHOOLS
PERSONNEL REPORT DECEMBER 2017
ASSIGNED TO THE INSTRUCTIONAL SALARY SCALE
2017-2018**

<u>SCHOOL/DEPARTMENT</u>	<u>SUBJECT</u>	<u>COLLEGE</u>	<u>PREVIOUS</u>
<u>APPOINTMENTS - ELEMENTARY SCHOOL</u>			
<u>BAYSIDE</u> 12/19/2017	Calandra R. Porter	Grade 4	Norfolk State University
			Prince William County Schools
<u>RED MILL</u> 12/6/2017	Christina M. Dunavan	Music - Vocal, .6	Pfeiffer University, NC
			VBCPS
<u>ROSEMONT</u> 12/1/2017	Aimee J. Bauernfeind	Grade 3	Arizona State University
<u>TRANTWOOD</u> 11/30/2017	Sara A. Dansey	Special Education	Old Dominion University
<u>APPOINTMENTS - MIDDLE SCHOOL</u>			
NONE			
<u>APPOINTMENTS - HIGH SCHOOL</u>			
<u>KELLAM</u> 12/07/17	Kayla M. Shook	Social Studies, .2	American Military University, WV
			Commodore Perry School District, PA
<u>LANDSTOWN</u> 12/11/17	Chlarissa A. Edwards	Science	Old Dominion University
<u>TALLWOOD</u> 12/05/17	Sarah E. Scott	English	Old Dominion University
			Mecklenburg County Public Schools
<u>APPOINTMENTS - MISCELLANEOUS</u>			
NONE			
<u>RESIGNATIONS - ELEMENTARY SCHOOL</u>			
<u>HERMITAGE</u> 12/20/2017	Stacey R. Williams	Grade 3 (relocation)	
<u>PRINCESS ANNE</u> 12/5/2017	Mary E. Burnett	Special Education (personal reasons)	
<u>RESIGNATIONS - MIDDLE SCHOOL</u>			
<u>PRINCESS ANNE</u> 12/20/2017	Kara L. Rochester	Grade 8 (relocation)	
<u>SALEM</u> 12/14/2017	Ryan J. Hayden	Special Education (career enhancement opportunity)	
12/14/2017	Anya G. Langlais	Special Education (family)	

<u>SCHOOL/DEPARTMENT</u>	<u>SUBJECT</u>	<u>COLLEGE</u>	<u>PREVIOUS</u>
	<u>RESIGNATIONS - HIGH SCHOOL</u>		
	NONE		
	<u>RESIGNATIONS - MISCELLANEOUS</u>		
	NONE		
	<u>RETIREMENTS - ELEMENTARY SCHOOL</u>		
<u>THALIA</u> 1/31/2018	Kindergarten		
Karen L. Trenton			
	<u>RETIREMENTS - MIDDLE SCHOOL</u>		
	NONE		
	<u>RETIREMENTS - HIGH SCHOOL</u>		
	NONE		
	<u>RETIREMENTS - MISCELLANEOUS</u>		
	NONE		
	<u>OTHER EMPLOYMENT ACTIONS</u>		
	NONE		

December 19, 2017

**VIRGINIA BEACH CITY PUBLIC SCHOOLS
PERSONNEL REPORT DECEMBER 2017
ADMINISTRATIVE APPOINTMENTS
2017-2018**

SCHOOL/DEPARTMENT

POSITION

APPOINTMENTS - ELEMENTARY SCHOOL

NONE

APPOINTMENTS - MIDDLE SCHOOL

NONE

APPOINTMENTS - HIGH SCHOOL

NONE

APPOINTMENTS - MISCELLANEOUS

DEPARTMENT OF MEDIA AND COMMUNICATIONS

1/2/2018

Erica Yelland

Public Relations Coordinator



Subject: Comprehensive Annual Financial Report (CAFR) FY17 External Auditor Review Item Number: 14A

Section: Information **Date:** December 19, 2017

Senior Staff: Farrell E. Hanzaker, Chief Financial Officer

Prepared by: Farrell E. Hanzaker, Chief Financial Officer

Presenter(s): Farrell E. Hanzaker, Chief Financial Officer, and External Auditor

Recommendation:

That the School Board receive highlights of the Comprehensive Audit Financial Report (CAFR) for the fiscal year ended June 30, 2017.

Background Summary:

The Comprehensive Annual Financial Report (CAFR) is produced annually by VBCPS finance/accounting staff. External auditors audit the records/transactions contained in the CAFR and render an opinion.

Source:

Budget Impact:



Subject: Industry Credentialing Report **Item Number:** 14B

Section: Information **Date:** December 19, 2017

Senior Staff: Amy E. Cashwell, Ed.D., Chief Academic Officer

Prepared by: James M. Pohl, Ph.D., Executive Director of Secondary Teaching and Learning
Sara Lockett, Ed.D., Director of Technical and Career Education
Anjanette Hendricks, School-to-Work Supervisor

Presenter(s): Anjanette Hendricks, School-to-Work Supervisor

Recommendation:

That the School Board receive information regarding the 2016-2017 VBCPS Technical and Career Education: 21st Century Industry Credentials update.

Background Summary:

In accordance with Regulations Governing Career and Technical Education 8 VAC 20-131-50.B.2, career and technical education programs may utilize additional assessments for earning verified credit in computer science, technology, career and technical education or other areas as prescribed by the Board in 8VAC 20-131-110. Students who complete a career and technical education program sequence and pass an examination or occupational competency assessment in a career and technical education field that confers certification or an occupational competency credential from a recognized industry or trade or professional association or acquires a professional license in a career and technical education field from the Commonwealth of Virginia may substitute the certification, competency credential or license for (i) the student-selected verified credit and (ii) either a science or history and social science verified credit when the certification, license or credential confers more than one verified credit. The examination or occupational competency assessment must be approved by the Virginia Board of Education as an additional test to verify student achievement. Each year the Office of Technical and Career Education provides technical and career education program student completers with the opportunity to take third-party industry certification examinations and occupational competency assessments. Wherever possible, credential tests are aligned with those approved by the Virginia Department of Education for student-selected verified credit.

Also in accordance with Standard Diploma 8 VAC 20-131-50.B, guidelines for the standard diploma shall include a requirement to earn a career and technical education credential that has been approved by the Board, that could include, but not be limited to, the successful completion of an industry certification, a state licensure examination, a national occupational competency assessment or the Virginia workplace readiness skills assessment.

During the 2016-2017 school year, 12,765 industry credential tests were taken by students and 10,621 tests passed with an 83.2% pass rate. Since the 2002 school year, 78,792 industry credentials have been earned by Virginia Beach students. Virginia Beach City Public Schools continues to be an industry credentialing leader in Hampton Roads, the Commonwealth and the nation.

Source:

Regulations Governing Career and Technical Education in Virginia – 8VAC20-120-50

Budget Impact:

None



VIRGINIA BEACH CITY PUBLIC SCHOOLS
CHARTING THE COURSE

21st Century Industry Credentials 2016 - 2017

An Annual Report of School Performance
(Abbreviated)



Department of Teaching and Learning
Office of Technical and Career Education



Contents

Executive Summary	3
Industry Credential Rationale	5
2016-2017 Virginia Beach City Public Schools:	7
Overall Industry Credential Facts	7
Virginia Beach City Public Schools: Industry Credentialing Highlights	8
Workplace Readiness Skills Rationale	9
Workplace Readiness Skills for the Commonwealth: Overview	9
References	11
Appendix A	12
2016-2017: VBCPS Industry Credentials, Division Pass Percentage and Program	12
Appendix B: Readiness Skills for the Commonwealth Assessment	15

Tables & Figures

Figure 1: VBCPS Industry Credentials Earned: 2002-2017	4
Table 1: VBCPS Industry Credential Test Data by School: 2015-2017	7
Table 2: Credential Result: A Comparison of Virginia vs. VBCPS	8
Table 3: Workplace Readiness Skills Test Data by School: 2016-2017	10

The mission of Technical and Career Education (TCE) is to provide students with standards and skills necessary to succeed in a global economy.

Executive Summary

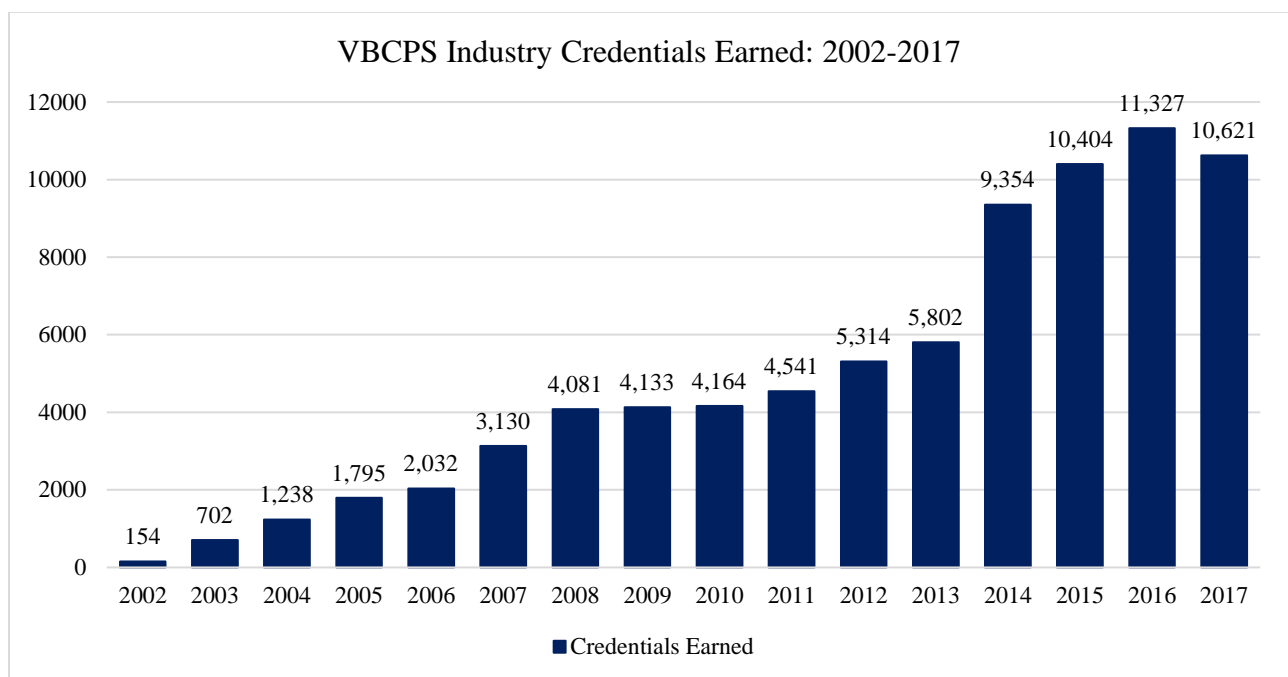
This report, *21st Century Industry Credentials: An Annual Report of School Performance, 2016–2017*, offers a detailed examination of data collected from the administration of **115 different** industry credentials taken by **12,765** students at 11 high schools, two technical centers and one alternative center in Virginia’s third-largest school system. Since 2002, Virginia Beach City Public Schools’ Technical and Career Education students have passed **78,792** industry credential assessments. In 2016-2017, **10,621** assessments were passed, which include, but are not limited to, Workplace Readiness Skills of the Commonwealth, W!SE Financial Literacy, AutoCAD, Automotive Service Excellence (ASE), Cosmetology State Board, Licensed Practical Nurse (LPN), Dental Assisting, Microsoft Office Specialist (MOS), National Retail Federation (NRF) Customer Service Professional, American Association of Family and Consumer Sciences, and numerous National Occupational Competency Testing Institute (NOCTI) assessments. These test data are disaggregated by the Office of Technical and Career Education to identify the school, program area and industry credential data; the information is then used to provide teachers and administrators feedback on curriculum and instructional practices.

One of the key strategies listed in *Compass 2020: Charting the Course*; is to integrate 21st century themes and skills into K-12 curriculum and instruction. The instruction and the assessment of workplace readiness and content skills have become an integral component of Technical and Career Education (TCE) programs in the Virginia Beach City Public Schools (VBCPS). Aligned with *Compass 2020*, TCE third-party credentials give sequential program completers an opportunity to validate their content knowledge and their workplace readiness skills knowledge.

Workplace readiness skills are required competencies by the Virginia Department of Education (VDOE) in the Commonwealth of Virginia. Instruction and assessment of these skills

are integrated throughout all TCE courses in VBCPS. A majority of this report is devoted to the presentation of student credential testing data. Included in this report is a presentation of student performance on the Virginia Workplace Readiness Assessment. A detailed look at these skill sets can be found in Appendix B of this report. All industry credentialing tests serve as a cornerstone assessment for technical and career education.

Figure 1: Graph of the 78,792 credentials earned by VBCPS TCE students: 2002-2017



Industry Credential Rationale

It is said that “the strong relationship between education and personal achievement is a basic tenet of our society” (R.Kominski, 2014), and nowhere is this more clear than in the awarding of industry credentials to high school students which have numerous long-term career benefits. The primary purpose of the credentialing assessment, aside from being the cornerstone assessment for TCE programs areas, is to measure the level of understanding regarding specific skills and knowledge within a program of study as compared to industry standards. Benefits of industry credential testing for high school students include the following:

- ***Program Accountability*** - The Carl D. Perkins Act (2006) legislation holds localities responsible for competency attainment that occurs in the classroom and laboratory. These Perkin’s requirements include criteria regarding high school credentialing attainment. Accountability for TCE programs in VBCPS can be demonstrated through external third-party testing. TCE teachers and administrators should be able to show that a majority of their students can pass tests of accepted industry competency standards in one or more critical skill areas that are included in the instructional program.
- ***Student-Selected Verified Credit*** - In the Commonwealth of Virginia, many industry credentials can be used as a student-selected verified credit toward standard diploma high school graduation requirements. This fact should not be overlooked as an ongoing incentive for continued industry credentialing. In 2016-2017, **105** of the **115** assessments administered in VBCPS were eligible for the student-selected verified credit option.
- ***Career and Continuing Education Preparation*** - High school students who have attained an industry credential have a third-party documented skill set and are therefore more marketable for direct employment and better prepared to succeed in a post-secondary educational

environment. Business and industry normally consider external credentialing a reliable “predictor of success” for entry-level employment.

- **Workplace Development** - TCE programs in Virginia Beach have a reputation of contributing to the school division’s position as a prime supplier of skilled, entry-level workers. New legislative requirements direct the Virginia Department of Education (VDOE) to include industry credentials earned on the *Virginia School Report Card* to publicly document the number of TCE students who achieve a licensure or industry certification. Students who pass an industry certification pathway exam or meet/exceed national norms on NOCTI occupational competency assessments are also reported.
- **Stackable Credentials** – At the core of our Virginia Beach industry credentialing system, students have the ability to acquire portable and stackable credentials; where a credential acts as “part of a sequence of credentials that can be accumulated over time to build up an individual’s qualifications and help them to move along a career pathway....” (E.Ganzglass, 2014). TCE students in Virginia Beach begin with the credential of Workplace Readiness Skills for the Commonwealth Assessment as the base; move on to the Microsoft IT Academy to earn the numerous core awards such as Excel, PowerPoint, Outlook, etc. and develop the IT skills needed for college and a career in today’s technology-centered job market. The next stage of the Stackable Credential is the program content certification; with over 115 different industry credentials available to the students of VBCPS, students can earn certifications such as Cisco, A+, Sales and Services, Education Fundamentals or they can earn state licenses such as in Cosmetology or Licensed Practical Nursing. Without a doubt, the stackable credential undoubtedly prepares students for their career pathway when they graduate VBCPS.

2015-2016 Virginia Beach City Public Schools:

Overall Industry Credential Facts

Table 1 below illustrates the performance of each high school and technical center in VBCPS on third-party credential assessments. The performances from 2015-2016 and 2016-2017 are displayed along with the total number of program completers from each school. A program completer is considered to be a student who has finished a two-year sequence of classes in a particular subject area.

Table 1: Industry Credential Data by High School, 2016-2017

VBCPS 2015-2016 Industry Credential Test Data by High School								
2015-2016					2016-2017			
School	Tested	Passed	% Passed	Completers	Tested	Passed	% Passed	Completers
ATC	823	692	84.1%	161	1,012	767	75.8%	160
Bayside	949	625	65.9%	152	977	704	72.1%	133
Cox	1,068	833	78.0%	168	783	660	84.3%	162
First Colonial	1,102	869	78.9%	169	918	736	80.2%	171
Green Run	764	532	69.6%	146	608	526	86.5%	114
Green Run Col.	90	70	77.8%	1	77	76	98.7%	6
Kellam	1,433	1,143	79.8%	197	1,229	1,069	87.0%	194
Kempsville	643	492	76.5%	95	761	703	92.4%	87
Landstown	1,720	1,343	78.1%	227	1,298	1,122	86.4%	263
Ocean Lakes	1,236	986	79.8%	123	827	701	84.8%	159
Princess Anne	798	636	79.7%	99	779	675	86.6%	143
Renaissance	268	103	38.4%	37	210	106	50.5%	24
Salem	1,033	828	80.2%	179	755	678	89.8%	146
Tallwood	1,417	1,071	75.6%	178	1,128	931	82.5%	206
Tech Center	1,382	1,099	79.5%	244	1,395	1,163	83.4%	226
JDC	7	5	71.4%	0	8	4	50.0%	0
Total	14,733	11,327	76.9%	2,176	12,765	10,621	83.2%	2,194

Virginia Beach City Public Schools: Industry Credentialing Highlights

- In 2016-2017, VBCPS students earned **10,621** industry credentials, a decrease of **706** assessments from the previous year. However, the industry credential passing rate was **83.2%**, reflecting an increase of 6.3% from the previous year.
- This year, the CWRA+ assessment was not included in this report. Due to a change in the school division's administration of the CWRA+, it was not taken this past year. Originally the assessment was taken by 11th-grade English students, however, the CWRA+ is now administered in the 12th grade. Subsequently, those students who took the assessment in the 11th grade had already earned the certification by 12th grade. This change means that over three thousand potential additional results were not available for this report, since they had already been counted in 2015-2016.
- In 2016-2017, **2,353** students passed the Workplace Readiness Skills of the Commonwealth credential with a division passing rate of **86.6%**, larger than the Virginia average of 76.6%.
- VBCPS had **2,194** students who completed a two-year program sequence in 2016-2017 and were eligible for the student-selected verified credit option for graduation.
- The Virginia Beach Technical and Career Education Center had **1,395** industry credentials earned by students in 2016-2017; the most of any school in VBCPS.

Table 2: Credential Result: A Comparison of Virginia vs. VBCPS: 2016-2017

Credential Results: A Comparison: 2016-2017 Virginia vs VBCPS		
	Virginia	VBCPS
Microsoft Office Specialist: Access 2016	29.8%	100%
Microsoft Office Specialist: SharePoint 2013	18.2%	100%
DANB Radiation Health & Safety Examination	62.2%	100%
NOCTI: Computer Programming	68.5%	95.7%
NOCTI: Mechatronics	73.2%	93.3%
HVAC (EPA) Technician Examination (Type III)	49.0%	90.9%
NOCTI: Pre-Engineering / Engineering Technology	55.8%	90.2%
W!SE Financial Literacy	76.5%	87.8%
Workplace Readiness Skills for the Commonwealth	76.6%	86.6%
CompTIA: Security +	55.6%	70.0%

Workplace Readiness Skills Rationale

Beginning in the fall of 2011, VBCPS students began the process of testing the twenty-one skills identified on the Workplace Readiness Skills for the Commonwealth Assessment. The Virginia Department of Education, in cooperation with the Career and Technical Education Consortium of States (CTECS), the TCE Resource Center and the University of Virginia's Weldon Cooper Center collaboratively developed this new instrument. Each of the skills identified in this assessment is listed in Appendix B. This third-party credential illustrates the importance of basic workplace skills asked for by employers in Virginia. The following information will provide the school-specific data and division-wide summary of findings.

Workplace Readiness Skills for the Commonwealth: Overview

One of the key strategies listed in the *Compass 2020: Charting the Course*, as previously stated, is to integrate 21st century themes and skills into K-12 curriculum and instruction. The Workplace Readiness Skills for the Commonwealth Assessment has 21 of the skills as components of its assessment and includes the following sets of skills:

- Personal Qualities and People Skills
- Professional Knowledge and Skills
- Technology Knowledge Skills

Each of these skill sets has several components that students are tested for regarding preparedness for the workplace as seen in Appendix B.

The 2016-2017 Workplace Readiness Skills for the Commonwealth Assessment results can be seen below in Table 3. This table provides performance data listed by school as the number of students tested, the number of students passing and the passing percentage on the assessment.

**Table 3: Virginia's Workplace Readiness Skills for the Commonwealth
Assessment by School for 2016 – 2017**

School	2016-2017		
	Tested	Passed	% Pass
ATC	256	237	92.6%
Bayside	191	133	69.6%
Cox	183	160	87.4%
First Colonial	195	170	87.2%
Green Run	128	100	78.1%
Kellam	218	199	91.3%
Kempsville	119	104	87.4%
Landstown	260	228	87.7%
Ocean Lakes	123	113	91.9%
Princess Anne	124	102	82.3%
Renaissance	68	31	45.6%
Salem	142	128	90.1%
Tallwood	231	190	82.3%
Tech Center	480	458	95.4%
Division Total	2,718	2,353	86.6%

- In 2016-2017 **2,353** students passed the Workplace Readiness Skills for the Commonwealth Assessment.
- In 2016-2017, students in the school division on average scored the highest on the skills of ***Speaking and Listening (91.5%), Conflict Resolution (90.4%) and Integrity (90.2%)***. The lowest score of the division was on the skill ***Critical Thinking (70.7%)*** which can be found in the **Professional Knowledge and Skills** section.
- As a division, the average score for each of the three skill areas was:
 - Personal Qualities and People Skills (85.6%)
 - Professional Knowledge and Skills (81.0%)
 - Technology Knowledge Skills (83.0%)

References

- E.Ganzglass. (2014). Scaling "Stackable Credentials": Implications for Implementation and Policy. *Center for Postsecondary and Economic Success*, 1-23.
- R.Kominski, S. &. (2014). *Measuring Alternative Educational Credentials: 2012*. U.S. Department of Commerce, US Census Bureau.
- Virginia Department of Education. (2015, April 23). *2015-2016 Board of Education Approved Industry Certifications, Occupational Competency Assessments, and Professional Licenses*. Retrieved from http://www.doe.virginia.gov/instruction/career_technical/path_industry_certification/cte_credentials/industry_certifications_2015.pdf
- Virginia, U. o. (2014, November 21). *Demographics Research Group: About the Workplace Readiness Skills Project*. Retrieved from Weldon Cooper Center for Public Service: <http://www.coopercenter.org/demographics/about-workplace-readiness-skills-project>
- What is a Credential? (2014). *Association for Career and Technical Education*.



Appendix A

2016-2017: VBCPS Industry Credentials, Division Pass Percentage and Program

	Test		Taken	Passed	%
1	FCS	AAFCS: Broad Field Examination	57	33	57.9%
2	FCS	AAFCS: Education Fundamentals Examination	196	179	91.3%
3	FCS	AAFCS: Interior Design Examination	3	2	66.7%
4	TE	ACA: Illustrator	7	7	100.0%
5	TE	ACA: Photoshop CS6	17	1	5.9%
6	BIT	Adobe Dreamweaver CC 2015	10	9	90.0%
7	BIT	Adobe Visual Design CC 2015	2	2	100.0%
8	ME	AHLEI: Hospitality & Tourism Management - Year 1	4	3	75.0%
9	ME	AHLEI: Hospitality & Tourism Management - Year 2	3	1	33.3%
10	TI	ASE Stud. Cert. Assess. Auto. Transmission/Trans	11	5	45.5%
11	TI	ASE Stud. Cert. Assess. Automotive Service Technology	18	9	50.0%
12	TI	ASE Stud. Cert. Assess. Brakes	20	10	50.0%
13	TI	ASE Stud. Cert. Assess. Electrical/Electronic Sys	11	5	45.5%
14	TI	ASE Stud. Cert. Assess. Engine Performance	16	6	37.5%
15	TI	ASE Stud. Cert. Assess. Engine Repair	16	7	43.8%
16	TI	ASE Stud. Cert. Assess. Heating and AC	12	7	58.3%
17	TI	ASE Stud. Cert. Assess. Main.& Lt. Rep.	21	14	66.7%
18	TI	ASE Stud. Cert. Assess. Manual Drive Train & Axles	11	2	18.2%
19	TI	ASE Stud. Cert. Assess. Non-structural Analysis & Dam. Rep	18	6	33.3%
20	TI	ASE Stud. Cert. Assess. Painting & Refinishing	18	5	27.8%
21	TI	ASE Stud. Cert. Assess. Suspension & Steering	20	14	70.0%
22	TI	AWS: Sense Program Results	8	7	87.5%
23	TI	Career Safe Public Safety 1	24	24	100.0%
24	TE	Certiport: Autodesk 3Ds Max	40	3	7.5%
25	TE	Certiport: Autodesk AutoCAD	163	73	44.8%
26	TE	Certiport: Autodesk Inventor	79	53	67.1%
27	TE	Certiport: Autodesk Revit	51	38	74.5%
28	TI	Cisco Inter. Cisco Networking Devices (CCNA) Part 2	2	1	50.0%
29	BIT	CIW: Adv. HTML5 & CSS3	7	7	100.0%
30	BIT	CIW: Site Development Associate	12	12	100.0%
31	BIT	CMAA: Certified Medical Admin Assistant	18	10	55.6%
32	TI	CompTia: A+ Certification Essentials (220-901)	22	18	81.8%
33	TI	CompTia: A+ Practical Applications (220-902)	18	15	83.3%
34	BIT	CompTia: Network+	16	6	37.5%
35	BIT	CompTia: Security +	10	7	70.0%
36	TI	Cosmetology Licensure Exam	34	27	79.4%
37	TE	CSWA: SolidWorks	59	24	40.7%
38	TE	CSWP: SolidWorks Professional	7	2	28.6%
39	FCS	DANB: Radiation, Health & Safety	3	3	100.0%
40	TI	EPA HVAC (EPA CORE)	11	10	90.9%

41	TI	EPA: HVAC Technician Ex Cert Type I	11	10	90.9%
42	TI	EPA: HVAC Technician Ex Cert Type II	11	9	81.8%
43	TI	EPA: HVAC Technician Ex Cert Type III	11	10	90.9%
44	TI	EPA: HVAC Technician Ex Cert Universal	11	9	81.8%
45	TI	ETA: Data Cabling Installer Certification	6	4	66.7%
46	TI	ETA: Fiber Optic Installer	9	9	100.0%
47	TI	HVAC Excellence Basic Refrigeration & Charging	7	6	85.7%
48	BIT	IC3: GS4 Computing Fundamentals	43	38	88.4%
49	BIT	IC3: GS4 Key Applications	33	33	100.0%
50	BIT	IC3: GS4 Living Online	37	28	75.7%
51	BIT	IC3: GS5 Computing Fundamentals	22	12	54.5%
52	BIT	IC3: GS5 Key Applications	26	25	96.2%
53	BIT	IC3: GS5 Living Online	37	33	89.2%
54	TE	Manufacturing Skills Institute: Manufacturing Specialist Cert.	42	13	31.0%
55	TI	Medical Emergency Telecommunication Exam	16	16	100.0%
56	BIT	Microsoft Office: Access 2013	33	31	93.9%
57	BIT	Microsoft Office: Access 2016 (77-730)	3	3	100.0%
58	BIT	Microsoft Office: Excel 2013	127	101	79.5%
59	BIT	Microsoft Office: Excel 2013 Expert 1	6	5	83.3%
60	BIT	Microsoft Office: Excel 2013 Expert 2	5	3	60.0%
61	BIT	Microsoft Office: Excel 2016 (77-727)	30	27	90.0%
62	BIT	Microsoft Office: Excel Expert 2016 (77-728)	15	10	66.7%
63	BIT	Microsoft Office: OneNote 2013	19	19	100.0%
64	BIT	Microsoft Office: OneNote 2016 (77-421)	2	2	100.0%
65	BIT	Microsoft Office: Outlook 2013	39	19	48.7%
66	BIT	Microsoft Office: Outlook 2016 (77-731)	12	6	50.0%
67	BIT	Microsoft Office: PowerPoint 2013	449	441	98.2%
68	BIT	Microsoft Office: PowerPoint 2016 (77-729)	74	66	89.2%
69	BIT	Microsoft Office: SharePoint 2013	7	5	71.4%
70	BIT	Microsoft Office: Word 2013	525	491	93.5%
71	BIT	Microsoft Office: Word 2013 Expert 1	71	48	67.6%
72	BIT	Microsoft Office: Word 2013 Expert 2	51	46	90.2%
73	BIT	Microsoft Office: Word 2016 (77-725)	47	45	95.7%
74	BIT	Microsoft Office: Word Expert 2016 (77-726)	23	21	91.3%
75	BIT	MTA: Networking Fundamentals	53	43	81.1%
76	BIT	MTA: Security Fundamentals	35	31	88.6%
77	TI	MTA: Windows OS Fundamentals	21	18	85.7%
78	BIT	MTA: Windows Server Administration	16	15	93.8%
79	FCS	NCLEX-PN: Practical Nursing - LPN	10	10	100.0%
80	BIT	NOCTI: Accounting Advanced	13	10	76.9%
81	BIT	NOCTI: Accounting Basic	106	55	51.9%
82	TE	NOCTI: Advertising and Design	64	25	39.1%
83	TI	NOCTI: Architectural Drafting	17	15	88.2%
84	TI	NOCTI: CAD	14	10	71.4%
85	BIT	NOCTI: Computer Programming	23	22	95.7%

86	TI	NOCTI: Criminal Justice	16	11	68.8%
87	FCS	NOCTI: Dental Assisting	15	11	73.3%
88	FCS	NOCTI: Early Childhood Education (Basic)	21	15	71.4%
89	TE	NOCTI: Electronics	63	23	36.5%
90	TI	NOCTI: Horticulture/Landscape	17	6	35.3%
91	ME	NOCTI: Hospitality Management-Lodging	3	1	33.3%
92	TE	NOCTI: Mechatronics- Level 1	30	28	93.3%
93	TE	NOCTI: Pre-engineering/Engineering Technology	41	37	90.2%
94	FCS	NOCTI: Retail Commercial Baking	28	19	67.9%
95	TE	NOCTI: Small Engine Technology	152	60	39.5%
96	TI	NOCTI: Technical Drafting	35	20	57.1%
97	TI	NOCTI: Television Production	9	5	55.6%
98	BIT	NOCTI: Virtual Enterprise	98	95	96.9%
99	FCS	NRA: ServSafe	124	77	62.1%
100	FCS	NRDA Certification	15	14	93.3%
101	ME	NRF: Advanced Customer Service & Sales Certification	174	82	47.1%
102	ME	NRF: Customer Service and Sales Certification	870	763	87.7%
103	TI	OSHA 10	111	111	100.0%
104	TI	R410 Universal Safety	5	5	100.0%
105	TI	S/P2 EPA Mechanical Safety	102	102	100.0%
106	TI	S/P2 Pollution Prevention	102	102	100.0%
107	TI	SBCA Satellite Fundamentals	11	11	100.0%
108	TI	SkillsUSA: Carpentry Examination	6	0	0.0%
109	TI	SkillsUSA: Electrical Construction Wiring	10	4	40.0%
110	TI	SkillsUSA: Masonry Examination	9	3	33.3%
111	TI	SkillsUSA: Plumbing Examination	8	2	25.0%
112	TI	Stihl Icademy Bronze Level Certification	18	18	100.0%
113	TI	TestOut PC Pro	2	2	100.0%
114	BE	W!SE	4,646	4,076	87.7%
115	ALL	WRS	2,718	2,353	86.6%
		Total	12,766	10,621	83.2%



Appendix B: Readiness Skills for the Commonwealth Assessment

WORKPLACE READINESS SKILLS for the Commonwealth

Needs Identified by Virginia Employers

Personal Qualities and People Skills

1. **POSITIVE WORK ETHIC:**
Comes to work every day on time, is willing to take direction, and is motivated to accomplish the task at hand
2. **INTEGRITY:**
Abides by workplace policies and laws and demonstrates honesty and reliability
3. **TEAMWORK:**
Contributes to the success of the team, assists others, and requests help when needed
4. **SELF-REPRESENTATION:**
Dresses appropriately and uses language and manners suitable for the workplace
5. **DIVERSITY AWARENESS:**
Works well with all customers and coworkers
6. **CONFLICT RESOLUTION:**
Negotiates diplomatic solutions to interpersonal and workplace issues
7. **CREATIVITY AND RESOURCEFULNESS:**
Contributes new ideas and works with initiative

Professional Knowledge and Skills

8. **SPEAKING AND LISTENING:**
Follows directions and communicates effectively with customers and fellow employees
9. **READING AND WRITING:**
Reads and interprets workplace documents and writes clearly
10. **CRITICAL THINKING AND PROBLEM SOLVING:**
Analyzes and resolves problems that arise in completing assigned tasks
11. **HEALTH AND SAFETY:**
Follows safety guidelines and manages personal health
12. **ORGANIZATIONS, SYSTEMS, AND CLIMATES:**
Identifies "big picture" issues and his or her role in fulfilling the mission of the workplace
13. **LIFELONG LEARNING:**
Continually acquires new industry-related information and improves professional skills
14. **JOB ACQUISITION AND ADVANCEMENT:**
Prepares to apply for a job and to seek promotion
15. **TIME, TASK, AND RESOURCE MANAGEMENT:**
Organizes and implements a productive plan of work
16. **MATHEMATICS:**
Uses mathematical reasoning to accomplish tasks
17. **CUSTOMER SERVICE:**
Identifies and addresses the needs of all customers, providing helpful, courteous, and knowledgeable service

Technology Knowledge and Skills

18. **JOB-SPECIFIC TECHNOLOGIES:**
Selects and safely uses technological resources to accomplish work responsibilities in a productive manner
19. **INFORMATION TECHNOLOGY:**
Uses computers, file management techniques, and software/programs effectively
20. **INTERNET USE AND SECURITY:**
Uses the Internet appropriately for work
21. **TELECOMMUNICATIONS:**
Selects and uses appropriate devices, services, and applications





Subject: Interim Financial Statements – November 2017 **Item Number:** 14C

Section: Information **Date:** December 19, 2017

Senior Staff: Farrell E. Hanzaker, Chief Financial Officer

Prepared by: Crystal M. Pate, Director of Business Services

Presenter(s): Farrell E. Hanzaker, Chief Financial Officer; Crystal M. Pate, Director of Business Services

Recommendation:

It is recommended that the School Board review the attached financial statements.

Background Summary:

Pursuant to Section 22.1-115 of the Code of Virginia, as amended, and other applicable sections, the enclosed Interim Financial Statements are presented.

Source:

Section 22.1-115 of the Code of Virginia, as amended

Budget Impact:

None



VIRGINIA BEACH CITY PUBLIC SCHOOLS
CHARTING THE COURSE

INTERIM FINANCIAL STATEMENTS
FISCAL YEAR 2017-2018
NOVEMBER 2017

The financial statements include the following:

	<u>Page</u>
School Operating Fund:	
Revenues by Major Source	A1
Expenditures and Encumbrances by Category.....	A3
Expenditures and Encumbrances by Budget Unit	
within Category	A5
Revenues and Expenditures/Encumbrances Summary.....	B1
Balance Sheet	B2
Revenues by Account.....	B3
Special Revenue and Proprietary Funds:	
Athletics	B5
Cafeterias.....	B6
Textbooks	B7
Risk Management	B8
Communication Towers/Technology	B9
Grants	B10
Health Insurance	B13
Vending Operations	B14
Instructional Technology	B15
Equipment Replacement.....	B16
Capital Projects Funds Expenditures and Encumbrances.....	B17
Green Run Collegiate Charter School	B18

The financial statements are reported on a cash basis; however, the financial statements include encumbrances (e.g., purchase orders, construction contracts) and reflect the option-payroll (e.g., 10-month employees starting in September electing to be paid over 12-months (i.e., includes the appropriate amount of the July and August salary payments due)) on a monthly basis (September through June). This salary accrual is reflected in each appropriate salary line-item within each budget unit and fund for reporting and budgetary control purposes.

School Operating Fund

The School Operating Fund makes up the general operating fund of the School Board. The general fund is used to account for all of the financial resources (except those accounted for in the below funds) that support the Instruction; Administration, Attendance and Health; Pupil Transportation; Operations and Maintenance; and Technology categories.

School Operating Fund Revenues (pages A1-A2, B1, B3-B4)

Revenues realized this month totaled **\$63.2 million**. Revenues realized to date are **39.24%** of the current fiscal year estimate (**38.99%** of FY 2017 actual, **39.46%** of FY 2016 actual). Of the amount realized for the month, **\$36.4 million** was realized from the City, **\$6.2 million** was received in state sales tax, and **\$20.4 million** was received from the Commonwealth of Virginia for Basic School Aid, Standards of Quality (SOQ) entitlements, and other State revenue.

School Operating Fund Expenditures (page A3-A7, B1)

The percent of the total current fiscal year budget expended and encumbered through this month was **36.90%**. The percent of expenditures and encumbrances to the total actual expenditures and encumbrances for the same period in FY 2017 was **36.26%**, and FY 2016 was **35.95%**. Please note that **\$8,431,472** of the current year budget is funded by prior year fund balance reserve for encumbrances.

Athletics Fund (page B5)

The Athletics Fund accounts for the revenues and expenditures associated with the middle and high school athletic programs. A total of **\$70,204** in revenue (includes **\$45,623** in football receipts) was realized this month. This fund has realized **96.0%** of the estimated revenue for the current fiscal year compared to **107.0%** of FY 2017 actual. Expenditures totaled **\$478,382** for this month. This fund has incurred expenditures and encumbrances of **40.2%** of the current fiscal year budget compared to **41.4%** of FY 2017 actual. Please note that **\$6,859** of the current year budget is funded by prior year fund balance reserve for encumbrances

Cafeterias Fund (page B6)

The Cafeterias Fund accounts for the revenues and expenditures associated with the school cafeteria operations of the School Division. A total of **\$3,351,794** in revenue (includes **\$1,158,395** in charges for services and **\$2,087,622** from National School Meal Program) was realized this month. This fund has realized **24.5%** of the estimated revenue for the current fiscal year compared to **16.8%** of FY 2017 actual. Expenditures totaled **\$2,425,506** for this month. This fund has incurred expenditures and encumbrances of **25.0%** of the current fiscal year budget compared to **27.4%** of FY 2017 actual. Please note that **\$1,096,794** of the current year budget is funded by prior year fund balance.

Textbooks Fund (page B7)

The Textbooks Fund accounts for the financing and acquisitions of textbooks used in the School Division. A total of **\$374,008** in revenue (includes **\$370,774** from the Department of Education) was realized this month. This fund has realized **41.7%** of the estimated revenue for the current fiscal year compared to **41.2%** of FY 2017 actual. Expenditures totaled **\$136,528** for this month. This fund has incurred expenditures and encumbrances of **71.6%** of the budget for the current fiscal year compared to **94.2%** of FY 2017 actual. Please note that **\$663,006** of the current year budget is funded by the prior year fund balance.

Risk Management Fund (page B8)

The Risk Management Fund accounts for and provides insurance and the administration thereof for the School Division. The fund realized **\$10,140** in revenue this month. Expenses for this month totaled **\$310,945** (includes **\$22,125** in Motor Vehicle Insurance premiums, **\$12,800** in General Liability Insurance premiums, and **\$140,127** in Worker's Compensation payments).

Communication Towers/Technology Fund (page B9)

The Communication Towers/Technology Fund accounts for the rent receipts relating to the communication towers constructed on School Board property. A total of **\$8,974** in revenue was realized this month (includes **\$1,669** in cell tower rent – Cox High, **\$3,003** in cell tower rent – Tech Center, and **\$2,489** in cell tower rent – Ocean Lakes High). This fund has realized **45.4%** of the estimated revenue for the current fiscal year compared to **48.4%** of FY 2017 actual. Expenses for this month totaled **\$21,761**. This fund has incurred expenditures and encumbrances of **5.1%** of the budget for the current fiscal year compared to **51.7%** of FY 2017 actual. Please note that **\$340,000** of the current fiscal year budget is funded by prior year fund balance.

Grants Fund (pages B10-B12)

The Grants Fund accounts for certain private, Commonwealth of Virginia, and Federal grants (with matching local funds, if required). A total of **\$3,807,970** in expenditures was incurred for various grants this month.

Health Insurance Fund (page B13)

The Health Insurance Fund accounts for the health insurance program and the administration thereof for the City and School Board employees. Revenues for this month totaled **\$13,389,332** (including City and School Board (employer and employee) premium payments). Expenses for this month totaled **\$10,575,515**. This includes medical and prescription drug claim payments for City and School Board employees.

Vending Operations Fund (page B14)

The Vending Operations Fund accounts for the receipts and expenditures relating to the soft drink vending operations in the School Division. This fund has realized **26.5%** of the estimated revenue for the current fiscal year compared to **26.2%** of FY 2017. This fund has incurred expenditures and encumbrances of **58.8%** of the budget for the current fiscal year compared to **99.8%** of FY 2017 actual. Please note that **\$37,152** of the current year budget is funded by the prior year fund balance.

Instructional Technology Fund (page B15)

The Instructional Technology Fund accounts for the financing and acquisitions of instructional technology to assist in the integration of Technology into the K-12 curriculum. A total of **\$10,859** in revenue (interest) was realized this month. Please note that **\$79,579** of the current year budget is funded by the prior year fund balance.

Equipment Replacement Fund (page B16)

The Equipment Replacement Fund accounts for the financial resources provided for an equipment replacement cycle for selected capital equipment for schools and central offices. A total of **\$760** in revenue (interest) was realized this month. Please note that **\$170,193** of the current year budget is funded by the prior year fund balance.

Capital Projects Funds (page B17)

The Capital Projects Funds accounts for the financial resources used for the construction of major capital facilities (e.g., schools). A total of **\$1,556,090** in expenditures was incurred for various school capital projects this month. This includes **\$684,318** for the John B. Dey Elementary Modernization project, **\$12,808** for Kemps Landing/ODC Replacement project, **\$273,927** for Princess Anne Middle Replacement project, **\$201,974** for Tennis Court Renovations Phase II, and **\$66,573** for HVAC Systems Phase II Renovation and Replacement projects.

Green Run Collegiate Charter School Fund (page B18)

The Green Run Collegiate Charter School Fund accounts for the revenues and expenditures of this public charter school. The School Board is acting in the capacity of a third-party administrator/fiscal agent for all of the public charter school's financial transactions in compliance with School Board Policies and Regulations. The fund has realized **\$3,763,447** or **100.0%** of the estimated revenue for the current fiscal year. This fund has incurred expenditures and encumbrances of **28.5%** of the current year fiscal year budget compared to **30.3%** of FY 2017 actual.

VIRGINIA BEACH CITY PUBLIC SCHOOLS
SUMMARY OF OPERATING BUDGET TRANSFERS NOT EXCEEDING \$250,000
November 1, 2017 through November 30, 2017

5

Entry		Description		Account From		Account To	Transfer Amount
JV NUMBER	18-11-01	To cover salaries and fringes	FROM	Gifted Education and Academy Programs Office Supplies	TO	Gifted Education and Academy Programs Elementary Teacher Substitutes FICA Benefits	\$ 2,476
JV NUMBER	18-11-02	To purchase desktop and monitor	FROM	Vehicle Maintenance Technological Services	TO	Vehicle Maintenance Controlled Assets - Computer Equipment	\$ 731
JV NUMBER	18-11-02	To cover services and office supplies	FROM	Benefits Other Purchased Services	TO	Benefits Other Purchased Services Office Supplies	\$ 100,000
JV NUMBER	18-11-03	To cover local match for VPI grant Pre-Kindergarten/Kindergarten Expansion funds	FROM	Elementary Classroom Instructional Supplies	TO	Elementary Classroom Transfer to Other Funds	\$ 141,840
JV NUMBER	18-11-04	To cover salaries and fringes for zero bell stipends at Virginia Beach Middle School	FROM	Gifted Education and Academy Programs Elementary Teacher Substitutes	TO	Middle School Classroom Middle School Teachers FICA Benefits Retirement Contributions (VRS) VRS Retiree Health Insurance Credit Life Insurance (VRS)	\$ 21,162

VIRGINIA BEACH CITY PUBLIC SCHOOLS
INTERIM FINANCIAL STATEMENTS
SCHOOL OPERATING FUND

REVENUES

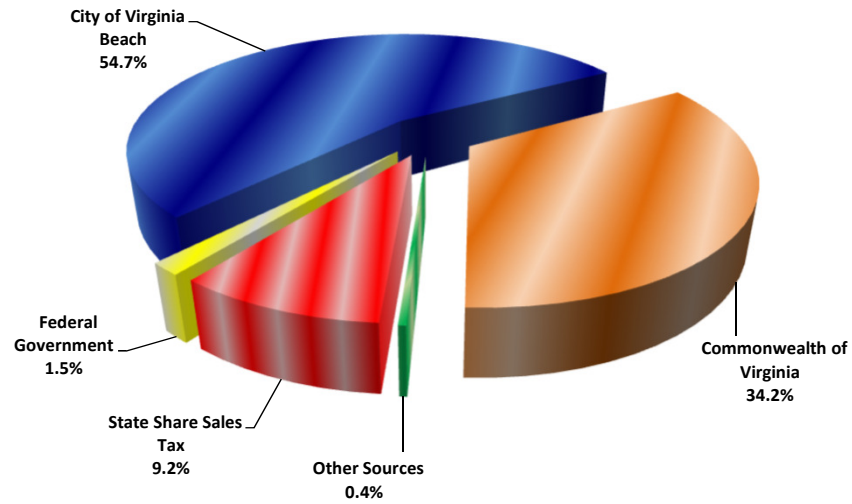
NOVEMBER 2017

<i>BY MAJOR SOURCE</i>	<i>FISCAL YEAR</i>	<i>(1) BUDGET</i>	<i>(2) ACTUAL THROUGH JUNE</i>	<i>(3) ACTUAL THROUGH MONTH</i>	<i>% OF (3) TO (2)</i>	<i>TREND *</i>
<i>COMMONWEALTH OF VIRGINIA</i>	2018	273,443,481	<-----	102,053,587	37.32%	A
	2017	263,423,825	260,283,753	99,712,201	38.31%	
	2016	250,039,573	249,585,001	96,384,363	38.62%	
<i>STATE SALES TAX</i>	2018	73,718,340	<-----	24,970,495	33.87%	A
	2017	74,741,805	73,084,563	24,614,287	33.68%	
	2016	71,783,907	72,382,606	24,501,904	33.85%	
<i>FEDERAL GOVERNMENT</i>	2018	12,200,000	<-----	3,290,254	26.97%	A
	2017	12,476,532	13,464,377	1,548,538	11.50%	
	2016	12,476,532	10,984,117	2,789,293	25.39%	
<i>CITY OF VIRGINIA BEACH</i>	2018	437,658,785	<-----	182,051,353	41.60%	A
	2017	424,077,954	424,077,954	174,464,236	41.14%	
	2016	412,311,603	412,311,603	170,285,923	41.30%	
<i>OTHER SOURCES</i>	2018	2,782,803	<-----	1,453,188	52.22%	A
	2017	2,782,803	2,759,412	1,315,815	47.68%	
	2016	2,782,803	3,120,071	1,313,955	42.11%	
<i>SCHOOL OPERATING FUND TOTAL</i>	2018	799,803,409	<-----	313,818,877	39.24%	A
	2017	777,502,919	773,670,059	301,655,077	38.99%	
	2016	749,394,418	748,383,398	295,275,438	39.46%	

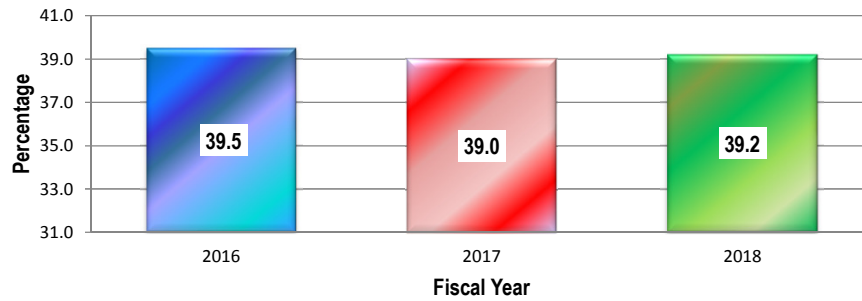
* F=FAVORABLE, U=UNFAVORABLE, A=ACCEPTABLE

VIRGINIA BEACH CITY PUBLIC SCHOOLS
INTERIM FINANCIAL STATEMENTS
SCHOOL OPERATING FUND

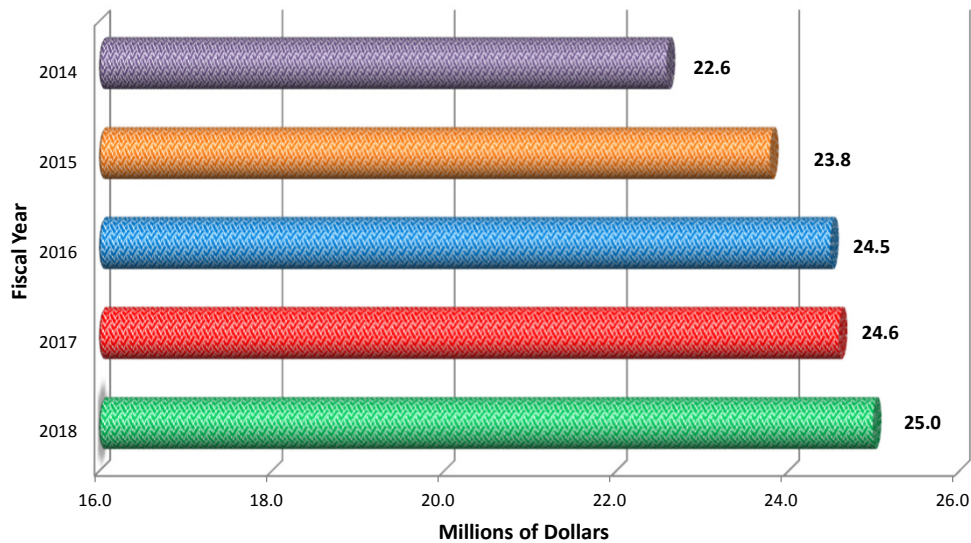
Fiscal Year 2018 Revenue Budget by Major Source



School Operating Fund Revenue
Percentage of Actual to Budget/Actual as of November 30, 2017



State Sales Tax Revenue through November 30, 2017



VIRGINIA BEACH CITY PUBLIC SCHOOLS
INTERIM FINANCIAL STATEMENTS
SCHOOL OPERATING FUND

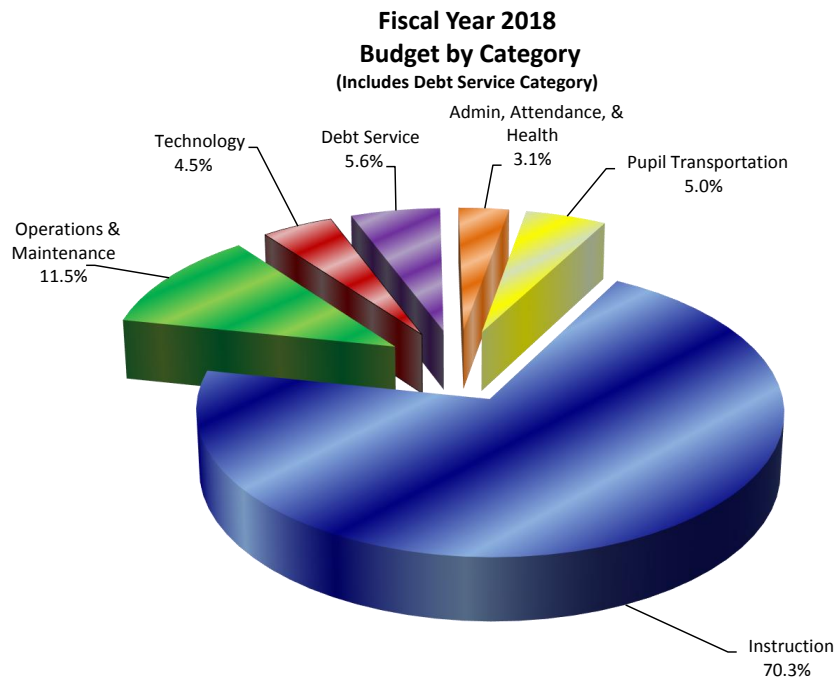
EXPENDITURES/ENCUMBRANCES

NOVEMBER 2017

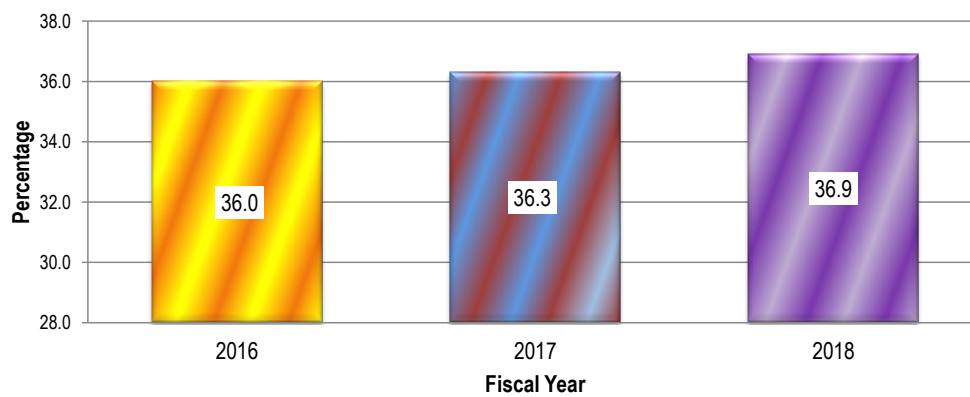
<i>BY UNIT WITHIN CATEGORY</i>	<i>FISCAL YEAR</i>	<i>(1) BUDGET</i>	<i>(2) ACTUAL THROUGH JUNE</i>	<i>(3) ACTUAL THROUGH MONTH</i>	<i>% OF (3) TO (2)</i>	<i>TREND *</i>
INSTRUCTION CATEGORY	2018	568,163,034	<-----	194,896,472	34.30%	A
	2017	547,382,834	533,960,741	180,985,627	33.89%	
	2016	530,731,819	522,876,753	176,373,112	33.73%	
ADMINISTRATION, ATTENDANCE & HEALTH CATEGORY	2018	25,281,155	<-----	9,037,484	35.75%	A
	2017	24,339,437	23,322,078	8,687,009	37.25%	
	2016	22,937,844	21,876,609	8,017,309	36.65%	
PUPIL TRANSPORTATION CATEGORY	2018	40,823,796	<-----	19,372,282	47.45%	A
	2017	40,132,386	38,393,774	15,308,340	39.87%	
	2016	34,125,890	32,882,137	11,515,402	35.02%	
OPERATIONS AND MAINTENANCE CATEGORY	2018	92,929,678	<-----	37,250,998	40.09%	A
	2017	92,216,393	88,249,457	37,409,405	42.39%	
	2016	93,517,401	89,431,581	38,865,731	43.46%	
TECHNOLOGY CATEGORY	2018	36,089,538	<-----	21,069,162	58.38%	A
	2017	35,470,704	34,587,905	18,119,793	52.39%	
	2016	32,550,920	31,184,463	16,277,033	52.20%	
SCHOOL OPERATING FUND TOTAL (EXCLUDING DEBT SERVICE)	2018	763,287,201	<-----	281,626,398	36.90%	A
	2017	739,541,754	718,513,955	260,510,174	36.26%	
	2016	713,863,874	698,251,543	251,048,587	35.95%	
DEBT SERVICE CATEGORY	2018	44,947,680	<-----	14,378,848	31.99%	A
	2017	45,819,477	45,704,383	15,544,403	34.01%	
	2016	44,756,843	44,115,909	14,826,624	33.61%	

* F=FAVORABLE, U=UNFAVORABLE, A=ACCEPTABLE

**VIRGINIA BEACH CITY PUBLIC SCHOOLS
INTERIM FINANCIAL STATEMENTS
SCHOOL OPERATING FUND**



**School Operating Fund
Expenditures/Encumbrances Percentage of Actual to
Budget/Actual as of November 30, 2017**



VIRGINIA BEACH CITY PUBLIC SCHOOLS
STATEMENT OF EXPENDITURES AND ENCUMBRANCES
SCHOOL OPERATING FUND
JULY 1, 2017 THROUGH NOVEMBER 30, 2017

A 5

	FY 2018 APPROPRIATIONS	MONTH'S EXPENDITURES	YR-TO-DATE EXPENDITURES	OUTSTANDING ENCUMBRANCES	REMAINING BALANCE	PERCENT OBLIGATED
INSTRUCTION CATEGORY:						
ELEMENTARY CLASSROOM	149,769,449	14,505,774	45,756,301	42,185	103,970,963	30.6%
SENIOR HIGH CLASSROOM	76,818,194	7,642,705	23,016,750	42,027	53,759,417	30.0%
TECHNICAL AND CAREER EDUCATION	19,321,279	1,602,349	5,474,301	113,358	13,733,620	28.9%
GIFTED EDUCATION AND ACADEMY PROGRAMS	14,412,464	1,338,875	4,791,485	14,386	9,606,593	33.3%
SPECIAL EDUCATION	95,622,689	13,536,510	34,527,990	6,369	61,088,330	36.1%
SUMMER SCHOOL	1,727,245		1,604,107		123,138	92.9%
SUMMER SLIDE PROGRAM	276,002	9	163,601	12	112,389	59.3%
GENERAL ADULT EDUCATION	2,018,831	136,315	635,034	531	1,383,266	31.5%
ALTERNATIVE EDUCATION-RENAISSANCE	6,987,448	612,192	2,026,440	744	4,960,264	29.0%
STUDENT ACTIVITIES	8,014,490	276,862	5,844,453	12,642	2,157,395	73.1%
OFFICE OF THE PRINCIPAL-ELEMENTARY	26,174,371	2,194,031	10,269,419	1,538	15,903,414	39.2%
OFFICE OF THE PRINCIPAL-SENIOR HIGH	11,761,886	1,011,587	4,691,909	3,512	7,066,465	39.9%
OFFICE OF THE PRINCIPAL-TECHNICAL	669,481	54,560	259,769		409,712	38.8%
GUIDANCE SERVICES	17,138,682	1,583,907	6,023,693	10,862	11,104,127	35.2%
SOCIAL WORK SERVICES	4,035,799	366,544	1,363,255	348	2,672,196	33.8%
MEDIA AND COMMUNICATIONS	2,094,529	138,845	709,311		1,385,218	33.9%
TEACHING AND LEARNING SUPPORT	16,743,194	903,774	10,281,942	49,241	6,412,011	61.7%
INSTRUCTIONAL PROFESSIONAL GROWTH AND INNOVATION	1,270,557	67,496	302,180	60,300	908,077	28.5%
OPPORTUNITY AND ACHIEVEMENT	89,860	2,902	23,479		66,381	26.1%
SPECIAL EDUCATION SUPPORT	3,665,293	312,799	1,383,189		2,282,104	37.7%
GIFTED EDUC AND ACADEMY PROGRAMS SUPPORT	2,336,441	207,716	882,979	3,178	1,450,284	37.9%
MEDIA SERVICES SUPPORT	13,288,668	1,287,973	4,177,156	61,197	9,050,315	31.9%
PLANNING INNOVATION AND ACCOUNTABILITY	2,669,071	149,852	824,185	54,950	1,789,936	32.9%
MIDDLE SCHOOL CLASSROOM	60,935,198	5,966,798	17,819,362	142,680	42,973,156	29.5%
REMEDIAL EDUCATION	8,266,085	714,540	2,829,053		5,437,032	34.2%
OFFICE OF THE PRINCIPAL-MIDDLE	10,728,778	931,399	4,326,998	1,418	6,400,362	40.3%
HOMEBOUND SERVICES	412,268	26,109	67,541		344,727	16.4%
TECHNICAL AND CAREER EDUCATION SUPPORT	1,038,304	87,134	376,653	11,369	650,282	37.4%
STUDENT LEADERSHIP	1,426,623	258,320	708,424		718,199	49.7%
PSYCHOLOGICAL SERVICES	4,631,619	402,467	1,697,514	270	2,933,835	36.7%
AUDIOLOGICAL SERVICES	476,513	37,456	206,055	3,853	266,605	44.1%
SCHOOL LEADERSHIP	1,932,482	197,988	746,820	2,585	1,183,077	38.8%
ALTERNATIVE EDUCATION	1,409,241	113,548	438,994	6,575	963,672	31.6%
TOTAL INSTRUCTION	568,163,034	56,669,336	194,250,342	646,130	373,266,562	34.3%
ADMIN., ATTENDANCE, AND HEALTH CATEGORY:						
BOARD, LEGAL, AND GOVERNMENTAL SERVICES	1,135,904	68,849	242,166		893,738	21.3%
OFFICE OF THE SUPERINTENDENT	1,056,711	73,652	405,272		651,439	38.4%
BUDGET AND FINANCE	5,113,259	332,125	2,294,526	13,386	2,805,347	45.1%
HUMAN RESOURCES	5,213,714	403,014	1,884,840	37,755	3,291,119	36.9%
INTERNAL AUDIT	466,766	36,249	189,098		277,668	40.5%
PURCHASING SERVICES	1,126,065	93,770	434,461		691,604	38.6%
PROFESSIONAL GROWTH AND INNOVATION	889,795	67,030	325,242		564,553	36.6%
BENEFITS	2,340,863	176,459	809,674		1,531,189	34.6%
HEALTH SERVICES	7,938,078	778,393	2,400,442	622	5,537,014	30.2%
TOTAL ADMIN., ATTENDANCE, AND HEALTH	25,281,155	2,029,541	8,985,721	51,763	16,243,671	35.7%

VIRGINIA BEACH CITY PUBLIC SCHOOLS
STATEMENT OF EXPENDITURES AND ENCUMBRANCES
SCHOOL OPERATING FUND
JULY 1, 2017 THROUGH NOVEMBER 30, 2017

A 6

	FY 2018	MONTH'S	YR-TO-DATE	OUTSTANDING	REMAINING	PERCENT
	APPROPRIATIONS	EXPENDITURES	EXPENDITURES	ENCUMBRANCES	BALANCE	OBLIGATED
PUPIL TRANSPORTATION CATEGORY:						
MANAGEMENT	2,545,712	231,862	1,021,927		1,523,785	40.1%
VEHICLE OPERATIONS	25,588,552	3,088,915	8,268,601	5,726,537	11,593,414	54.7%
VEHICLE OPERATIONS-SPECIAL EDUCATION	6,451,103	582,473	1,973,108		4,477,995	30.6%
VEHICLE MAINTENANCE	3,291,110	273,785	1,275,886		2,015,224	38.8%
MONITORING SERVICES	2,947,319	346,781	1,106,223		1,841,096	37.5%
TOTAL PUPIL TRANSPORTATION	40,823,796	4,523,816	13,645,745	5,726,537	21,451,514	47.5%
OPERATIONS AND MAINTENANCE CATEGORY:						
FACILITIES PLANNING AND CONSTRUCTION	816,873	62,698	319,517		497,356	39.1%
SCHOOL PLANT	46,989,016	2,884,541	17,644,236	2,586,824	26,757,956	43.1%
DISTRIBUTION SERVICES	1,738,233	125,327	652,751		1,085,482	37.6%
GROUNDS SERVICES	4,167,908		2,083,954		2,083,954	50.0%
CUSTODIAL SERVICES	28,768,830	2,350,591	9,442,522	727,733	18,598,575	35.4%
SAFETY AND LOSS CONTROL	7,346,366	685,517	2,229,090	6,985	5,110,291	30.4%
VEHICLE SERVICES	2,054,331	74,106	608,060	221,695	1,224,576	40.4%
TELECOMMUNICATIONS	1,048,121	62,089	607,659	119,972	320,490	69.4%
TOTAL OPERATIONS AND MAINTENANCE	92,929,678	6,244,869	33,587,789	3,663,209	55,678,680	40.1%
TECHNOLOGY CATEGORY:						
ELEMENTARY CLASSROOM	2,162,796	431,405	616,314	789,683	756,799	65.0%
SENIOR HIGH CLASSROOM	1,440,682	664,568	700,408	518,425	221,849	84.6%
TECHNICAL AND CAREER EDUCATION	154,918	48,610	97,949	2,723	54,246	65.0%
GIFTED EDUCATION AND ACADEMY PROGRAMS	130,514	20,192	74,962	338	55,214	57.7%
SPECIAL EDUCATION	253,322	39,833	194,535	11,394	47,393	81.3%
SUMMER SCHOOL	2,489				2,489	
GENERAL ADULT EDUCATION	57,283	23,708	43,367	2,304	11,612	79.7%
ALTERNATIVE EDUCATION-RENAISSANCE			74		(74)	
STUDENT ACTIVITIES	1,493	640	640		853	42.9%
OFFICE OF THE PRINCIPAL-ELEMENTARY	57,286	50,138	84,228	3,838	(30,780)	153.7%
OFFICE OF THE PRINCIPAL-SENIOR HIGH	22,217	27,846	55,677	1,589	(35,049)	257.8%
OFFICE OF THE PRINCIPAL-TECHNICAL	511		137	1,007	(633)	223.9%
GUIDANCE SERVICES	24,353	919	23,510	62	781	96.8%
SOCIAL WORK SERVICES	11,742	3,356	6,986	825	3,931	66.5%
MEDIA AND COMMUNICATIONS	231,571	2,647	222,083		9,488	95.9%
INSTRUCTIONAL TECHNOLOGY	12,041,487	883,001	5,856,795	6,291	6,178,401	48.7%
TEACHING AND LEARNING SUPPORT	268,658	13,809	255,373	7,176	6,109	97.7%
INSTRUCTIONAL PROFESSIONAL GROWTH AND INNOVATION	7,463				7,463	
OPPORTUNITY AND ACHIEVEMENT	4,655				4,655	
SPECIAL EDUCATION SUPPORT	10,149		2,907	1,106	6,136	39.5%
GIFTED EDUC AND ACADEMY PROGRAMS SUPPORT	56,078	680	40,198	898	14,982	73.3%
MEDIA SERVICES SUPPORT	529,402	(859)	525,449	110	3,843	99.3%
PLANNING INNOVATION AND ACCOUNTABILITY	544,281	47,418	370,719	34,500	139,062	74.5%
MIDDLE SCHOOL CLASSROOM	557,478	435,659	456,189	51,438	49,851	91.1%
REMEDIATION EDUCATION	18,627				18,627	
OFFICE OF THE PRINCIPAL-MIDDLE	24,348	21,572	37,834	3,337	(16,823)	169.1%
HOMEBOUND SERVICES	50,732	2,945	17,497	2,310	30,925	39.0%
TECHNICAL AND CAREER EDUCATION SUPPORT	3,011	124	1,915		1,096	63.6%

STATEMENT OF EXPENDITURES AND ENCUMBRANCES
SCHOOL OPERATING FUND
JULY 1, 2017 THROUGH NOVEMBER 30, 2017

	FY 2018 APPROPRIATIONS	MONTH'S EXPENDITURES	YR-TO-DATE EXPENDITURES	OUTSTANDING ENCUMBRANCES	REMAINING BALANCE	PERCENT OBLIGATED
TECHNOLOGY CATEGORY:						
STUDENT LEADERSHIP	3,619	1,804	2,210		1,409	61.1%
PSYCHOLOGICAL SERVICES	17,379	10,902	14,264		3,115	82.1%
AUDIOLOGICAL SERVICES	575	575	575			100.0%
SCHOOL LEADERSHIP	30,289	1,023	18,941	42	11,306	62.7%
ALTERNATIVE EDUCATION	161,108	4,088	40,726	31,560	88,822	44.9%
BOARD, LEGAL, AND GOVERNMENTAL SERVICES	2,757	478	478		2,279	17.3%
OFFICE OF THE SUPERINTENDENT	8,574	3,814	3,908		4,666	45.6%
BUDGET AND FINANCE	245,670	3,329	75,054	1,094	169,522	31.0%
HUMAN RESOURCES	313,428	21,614	197,124	21,676	94,628	69.8%
INTERNAL AUDIT	2,118	485	511		1,607	24.1%
PURCHASING SERVICES	72,681	999	37,927	6,140	28,614	60.6%
PROFESSIONAL GROWTH AND INNOVATION	141,507	109,381	114,380		27,127	80.8%
OFFICE OF TECHNOLOGY	851,722	71,794	365,930		485,792	43.0%
BENEFITS	24,207	1,560	3,945	6,714	13,548	44.0%
HEALTH SERVICES	839				839	
MANAGEMENT	208,722	3,506	80,068		128,654	38.4%
VEHICLE OPERATIONS	212,666		71,872		140,794	33.8%
VEHICLE MAINTENANCE	29,645	777	7,673		21,972	25.9%
FACILITIES PLANNING AND CONSTRUCTION	17,997	1,368	6,242		11,755	34.7%
SCHOOL PLANT	1,288,056	59,589	535,849	334,131	418,076	67.5%
DISTRIBUTION SERVICES	54,926	997	41,442		13,484	75.5%
CUSTODIAL SERVICES	7,521	919	4,815	678	2,028	73.0%
SAFETY AND LOSS CONTROL	6,060	200	2,015		4,045	33.3%
VEHICLE SERVICES	37,848		12,616		25,232	33.3%
TELECOMMUNICATIONS	10,420		3,356		7,064	32.2%
TECHNOLOGY MAINTENANCE	13,671,658	892,078	6,214,519	1,685,587	5,771,552	57.8%
TOTAL TECHNOLOGY	<u>36,089,538</u>	<u>3,909,491</u>	<u>17,542,186</u>	<u>3,526,976</u>	<u>15,020,376</u>	58.4%
TOTAL SCHOOL OPERATING FUND (EXCLUDING DEBT SERVICE)	<u>763,287,201</u>	<u>73,377,053</u>	<u>268,011,783</u>	<u>13,614,615</u>	<u>481,660,803</u>	36.9%
DEBT SERVICE CATEGORY:	<u>44,947,680</u>	<u>730,534</u>	<u>14,378,848</u>		<u>30,568,832</u>	32.0%

Virginia Beach City Public Schools
Interim Financial Statements
School Operating Fund Summary
For the period July 1, 2017 through November 30, 2017

B1

Revenues :

	Budget	% of Total	Actual	Unrealized	Percent Realized
Source:					
Commonwealth of Virginia	273,443,481	34.19%	102,053,587	(171,389,894)	37.32%
State Share Sales Tax	73,718,340	9.22%	24,970,495	(48,747,845)	33.87%
Federal Government	12,200,000	1.52%	3,290,254	(8,909,746)	26.97%
City of Virginia Beach	437,658,785	54.72%	182,051,353	(255,607,432)	41.60%
Other Sources	2,782,803	0.35%	1,453,188	(1,329,615)	52.22%
Total Revenues	799,803,409	100.00%	313,818,877	(485,984,532)	39.24%
Prior Year Local Contribution*	8,431,472				
	<u>808,234,881</u>				

Expenditures/Encumbrances:

	Budget	% of Total	Actual	Unencumbered	Percent Obligated
Category:					
Instruction	568,163,034	70.30%	194,896,472	373,266,562	34.30%
Administration, Attendance and Health	25,281,155	3.13%	9,037,484	16,243,671	35.75%
Pupil Transportation	40,823,796	5.05%	19,372,282	21,451,514	47.45%
Operations and Maintenance	92,929,678	11.50%	37,250,998	55,678,680	40.09%
Technology	36,089,538	4.46%	21,069,162	15,020,376	58.38%
Debt Service	44,947,680	5.56%	14,378,848	30,568,832	31.99%
Total Expenditures/Encumbrances	<u>808,234,881</u>	100.00%	<u>296,005,246</u>	<u>512,229,635</u>	36.62%

*Fiscal year 2016-2017 encumbrances brought forward into the current year

VIRGINIA BEACH CITY PUBLIC SCHOOLS
SCHOOL OPERATING FUND
BALANCE SHEET
JULY 1, 2017 THROUGH NOVEMBER 30, 2017

B 2

ASSETS:

CASH	1
DUE FROM GENERAL FUND	54,294,327
DUE FROM COMMONWEALTH OF VA	4,571,774
PREPAID ITEM	121,453

LIABILITIES:

VOUCHERS PAYABLE	469,513
ACCOUNTS PAYABLE	73,105
ACCOUNTS PAYABLE - SCHOOLS	38,581
SALARIES PAYABLE-OPTIONS	15,359,812
FICA PAYABLE-OPTIONS	1,162,414
WIRES PAYABLE	730,534
ACH PAYABLES	274,024
TOTAL LIABILITIES	<u>18,107,983</u>

FUND EQUITY:

FUND BALANCE	1,019,854
ESTIMATED REVENUE	(799,803,409)
APPROPRIATIONS	808,234,881
ENCUMBRANCES	13,614,615
RESERVE FOR ENCUMBRANCES	(13,614,615)
EXPENDITURES	(282,390,631)
REVENUES	<u>313,818,877</u>
TOTAL FUND EQUITY	<u>40,879,572</u>

TOTAL ASSETS	<u>58,987,555</u>
--------------	-------------------

TOTAL LIABILITIES AND FUND EQUITY	<u>58,987,555</u>
-----------------------------------	-------------------

VIRGINIA BEACH CITY PUBLIC SCHOOLS
STATEMENT OF REVENUES
SCHOOL OPERATING FUND
JULY 1, 2017 THROUGH NOVEMBER 30, 2017

B 3

	<u>FY 2018 ESTIMATED</u>	<u>MONTH'S REALIZED</u>	<u>YR-TO-DATE REALIZED</u>	<u>UNREALIZED REVENUES</u>	<u>PERCENT REALIZED</u>
SUPPLEMENTAL LOTTERY PER PUPIL ALLOCATION	11,232,540			(11,232,540)	
REIMB-SOCIAL SECURITY	10,570,014	878,130	4,390,651	(6,179,363)	41.5%
REIMB-RETIREMENT	24,270,378	2,016,322	10,081,611	(14,188,767)	41.5%
REIMB-LIFE INSURANCE	731,770	60,793	303,968	(427,802)	41.5%
BASIC SCHOOL AID	177,972,380	14,771,764	73,858,820	(104,113,560)	41.5%
SP ED-SOQ	19,107,333	1,587,390	7,936,947	(11,170,386)	41.5%
VOCATIONAL FUNDS-SOQ	1,870,079	155,362	776,808	(1,093,271)	41.5%
FOSTER HOME CHILDREN-REGULAR	434,143			(434,143)	
SUMMER SCHOOLS-REMEDIATION	228,268			(228,268)	
GIFTED & TALENTED AID-SOQ	1,951,387	162,117	810,582	(1,140,805)	41.5%
REMEDIATION ED-SOQ	4,675,199	388,404	1,942,019	(2,733,180)	41.5%
SP ED-HOME BOUND	160,664	19,261	19,261	(141,403)	12.0%
SP ED-REGIONAL PROG PAYMENT	9,949,380			(9,949,380)	
VOCATIONAL ED-OCCUPATIONAL/TECH ED	324,137			(324,137)	
ENGLISH AS A SECOND LANG PAYMENTS	636,990	53,082	265,412	(371,578)	41.7%
AT-RISK INITIATIVE	2,955,530	190,705	953,525	(2,002,005)	32.3%
CLASS SIZE INITIATIVE	4,578,114			(4,578,114)	
SALARY SUPPLEMENT	1,795,175	142,796	713,983	(1,081,192)	39.8%
TOTAL FROM COMMONWEALTH OF VIRGINIA	<u>273,443,481</u>	<u>20,426,126</u>	<u>102,053,587</u>	<u>(171,389,894)</u>	37.3%
STATE SHARE SALES TAX	<u>73,718,340</u>	<u>6,211,597</u>	<u>24,970,495</u>	<u>(48,747,845)</u>	33.9%
TOTAL FROM STATE SHARE SALES TAX	<u>73,718,340</u>	<u>6,211,597</u>	<u>24,970,495</u>	<u>(48,747,845)</u>	33.9%
PUBLIC LAW 874	9,935,191		741,753	(9,193,438)	7.5%
DEPT OF THE NAVY-NJROTC	100,000		51,916	(48,084)	51.9%
DEPT OF DEFENSE	1,500,000		1,490,759	(9,241)	99.4%
IMPACT AID-SPECIAL ED			178,270	178,270	
DEPARTMENT OF DEFENSE-SPECIAL ED			578,233	578,233	
MEDICAID REIMBURSEMENT	664,809	951	189,541	(475,268)	28.5%
MEDICAID REIMBURSEMENT-TRANSPORTATION		678	59,782	59,782	
TOTAL FROM FEDERAL GOVERNMENT	<u>12,200,000</u>	<u>1,629</u>	<u>3,290,254</u>	<u>(8,909,746)</u>	27.0%

VIRGINIA BEACH CITY PUBLIC SCHOOLS
STATEMENT OF REVENUES
SCHOOL OPERATING FUND
JULY 1, 2017 THROUGH NOVEMBER 30, 2017

B 4

	FY 2018 ESTIMATED	MONTH'S REALIZED	YR-TO-DATE REALIZED	UNREALIZED REVENUES	PERCENT REALIZED
CITY OF VIRGINIA BEACH-LOCAL CONTRIBUTION	428,119,350	35,676,613	178,383,063	(249,736,287)	41.7%
TRANSFER FROM SCHOOL RESERVE FUND	8,803,897	733,658	3,668,290	(5,135,607)	41.7%
CITY OF VIRGINIA BEACH-CONSOLIDATED BEN	735,538			(735,538)	
TOTAL TRANSFERS	<u>437,658,785</u>	<u>36,410,271</u>	<u>182,051,353</u>	<u>(255,607,432)</u>	41.6%
SALE OF SCHOOL VEHICLES	15,000	20,817	22,703	7,703	151.4%
RENT OF FACILITIES	450,000	23,535	139,045	(310,955)	30.9%
SECEP-RENT OF FACILITIES			84,500	84,500	
RENT OF PROPERTY		4,000	20,000	20,000	
TUITION-REGULAR DAY	100,000	21,022	113,508	13,508	113.5%
TUITION-GEN ADULT ED	142,839			(142,839)	
TUITION-SUMMER SCHOOL	700,000	(200)	546,298	(153,702)	78.0%
TUITION-VOCATIONAL ADULT ED	169,750			(169,750)	
TUITION-DRIVERS ED	322,125	10,074	48,285	(273,840)	15.0%
COLLEGE NIGHT FEES		2,125	17,875	17,875	
TUITION-LPN PROGRAM	25,575		2,000	(23,575)	7.8%
TUITION-RENAISSANCE ACADEMY	20,811			(20,811)	
PLANETARIUM FEES			1,775	1,775	
MISCELLANEOUS REVENUE	224,703		192,510	(32,193)	85.7%
SALE OF SALVAGE MATERIALS	12,000	14,128	33,298	21,298	277.5%
INSURANCE PROCEEDS		6,125	14,452	14,452	
INDIRECT COST-GRANTS	600,000	66,572	216,939	(383,061)	36.2%
TOTAL FROM OTHER SOURCES	<u>2,782,803</u>	<u>168,198</u>	<u>1,453,188</u>	<u>(1,329,615)</u>	52.2%
TOTAL SCHOOL OPERATING FUND	<u>799,803,409</u>	<u>63,217,821</u>	<u>313,818,877</u>	<u>(485,984,532)</u>	39.2%

VIRGINIA BEACH CITY PUBLIC SCHOOLS
SCHOOL ATHLETICS FUND
JULY 1, 2017 THROUGH NOVEMBER 30, 2017

B 5

ASSETS:		LIABILITIES:	
CASH	2,971,186	VOUCHERS PAYABLE	18,317
		ACH PAYABLES	<u>4,367</u>
		TOTAL LIABILITIES	<u>22,684</u>
		FUND EQUITY:	
		FUND BALANCE	53,381
		ESTIMATED REVENUE	(5,099,823)
		APPROPRIATIONS	5,106,682
		ENCUMBRANCES	43,023
		RESERVE FOR ENCUMBRANCES	(43,023)
		EXPENDITURES	(2,009,281)
		REVENUES	<u>4,897,543</u>
		TOTAL FUND EQUITY	<u>2,948,502</u>
TOTAL ASSETS	<u>2,971,186</u>	TOTAL LIABILITIES AND FUND EQUITY	<u>2,971,186</u>

	FY 2018 ESTIMATED	MONTH'S REALIZED	YR-TO-DATE REALIZED	UNREALIZED REVENUES	PERCENT REALIZED	FY 17 PERCENT OF ACTUAL
REVENUES:						
INTEREST ON BANK DEPOSITS	5,000	1,860	11,413	6,413	228.3%	45.6%
BASKETBALL	120,000			(120,000)		
FOOTBALL	250,000	45,623	239,259	(10,741)	95.7%	100.0%
GYMNASTICS	4,000			(4,000)		
WRESTLING	13,000			(13,000)		
SOCCER	42,000			(42,000)		
MIDDLE SCHOOL	65,000	22,551	22,551	(42,449)	34.7%	33.7%
TRANSFER FROM SCHOOL OPERATING	4,595,823		4,595,823		100.0%	114.6%
OTHER INCOME	5,000	170	28,497	23,497	569.9%	74.2%
TOTAL REVENUES	<u>5,099,823</u>	<u>70,204</u>	<u>4,897,543</u>	<u>(202,280)</u>	96.0%	107.0%
PYFB-ENCUMBRANCES	<u>6,859</u>					
TOTAL REVENUES AND PYFB	<u>5,106,682</u>					

	FY 2018 APPROPRIATIONS	MONTH'S EXPENDITURES	YR-TO-DATE EXPENDITURES	OUTSTANDING ENCUMBRANCES	REMAINING BALANCE	PERCENT OBLIGATED	FY 17 PERCENT OF ACTUAL
EXPENDITURES:							
PERSONNEL SERVICES	2,620,770	279,217	966,872		1,653,898	36.9%	39.5%
FICA BENEFITS	200,483	21,472	74,109		126,374	37.0%	39.6%
PURCHASED SERVICES	1,252,029	139,137	401,306		850,723	32.1%	31.5%
VA HIGH SCHOOL LEAGUE DUES	51,250		20,155		31,095	39.3%	98.6%
ATHLETIC INSURANCE	175,000		187,801		(12,801)	107.3%	100.0%
OTHER CHARGES		618	929		(929)		41.6%
MATERIALS AND SUPPLIES	618,159	37,938	351,078	43,023	224,058	63.8%	48.3%
CAPITAL OUTLAY	188,991		7,031		181,960	3.7%	23.8%
TOTAL	<u>5,106,682</u>	<u>478,382</u>	<u>2,009,281</u>	<u>43,023</u>	<u>3,054,378</u>	40.2%	41.4%

VIRGINIA BEACH CITY PUBLIC SCHOOLS
SCHOOL CAFETERIAS FUND
JULY 1, 2017 THROUGH NOVEMBER 30, 2017

B 6

ASSETS:		LIABILITIES:	
CASH	9,805,455	VOUCHERS PAYABLE	8,067
CASH WITH CAFETERIAS	27,805	SALARIES PAYABLE-OPTIONS	259,609
FOOD INVENTORY	238,727	FICA PAYABLE-OPTIONS	19,891
FOOD-USDA INVENTORY	162,351	UNEARNED REVENUE	458,823
SUPPLIES INVENTORY	117,183	TOTAL LIABILITIES	<u>746,390</u>
		FUND EQUITY:	
		FUND BALANCE	8,716,290
		ESTIMATED REVENUE	(30,582,456)
		APPROPRIATIONS	31,679,250
		ENCUMBRANCES	200,105
		RESERVE FOR ENCUMBRANCES	(200,105)
		EXPENDITURES	(7,708,458)
		REVENUES	<u>7,500,505</u>
		TOTAL FUND EQUITY	<u>9,605,131</u>
TOTAL ASSETS	<u>10,351,521</u>	TOTAL LIABILITIES AND FUND EQUITY	<u>10,351,521</u>

	FY 2018 ESTIMATED	MONTH'S REALIZED	YR-TO-DATE REALIZED	UNREALIZED REVENUES	PERCENT REALIZED	FY 17 PERCENT OF ACTUAL
REVENUES:						
INTEREST ON BANK DEPOSITS	25,750	5,278	29,221	3,471	113.5%	28.2%
CHARGES FOR SERVICES	11,620,238	1,158,395	3,344,528	(8,275,710)	28.8%	30.5%
USDA REBATES	350,000	58,937	82,259	(267,741)	23.5%	7.4%
MISCELLANEOUS REVENUE		5,600	5,600	5,600		
TOTAL LOCAL REVENUE	<u>11,995,988</u>	<u>1,228,210</u>	<u>3,461,608</u>	<u>(8,534,380)</u>	28.9%	28.9%
SCHOOL MEAL PAYMENTS	500,000			(500,000)		51.1%
TOTAL REVENUE FROM COMMONWEALTH	<u>500,000</u>			<u>(500,000)</u>		47.6%
NATIONAL SCHOOL MEAL PROGRAM	16,232,468	2,087,622	3,847,530	(12,384,938)	23.7%	9.0%
USDA COMMODITIES	1,854,000			(1,854,000)		
SUMMER FEEDING PROGRAM			155,405	155,405		84.1%
CHILD AND ADULT CARE FOOD PROGRAM		35,262	35,262	35,262		7.5%
OTHER FEDERAL FUNDS		700	700	700		
TOTAL REVENUE FROM FEDERAL GOV'T	<u>18,086,468</u>	<u>2,123,584</u>	<u>4,038,897</u>	<u>(14,047,571)</u>	22.3%	8.5%
TOTAL REVENUES	<u>30,582,456</u>	<u>3,351,794</u>	<u>7,500,505</u>	<u>(23,081,951)</u>	24.5%	16.8%
PRIOR YEAR FUND BALANCE (PYFB)	1,096,794					
TOTAL REVENUES AND PYFB	<u>31,679,250</u>					

	FY 2018 APPROPRIATIONS	MONTH'S EXPENDITURES	YR-TO-DATE EXPENDITURES	OUTSTANDING ENCUMBRANCES	REMAINING BALANCE	PERCENT OBLIGATED	FY 17 PERCENT OF ACTUAL
EXPENDITURES:							
PERSONNEL SERVICES	10,122,611	871,475	2,716,477		7,406,134	26.8%	30.8%
FRINGE BENEFITS	4,501,594	347,796	1,078,716		3,422,878	24.0%	29.5%
PURCHASED SERVICES	472,932	22,417	149,235	183,019	140,678	70.3%	73.6%
OTHER CHARGES	74,802	1,078	41,920		32,882	56.0%	68.3%
MATERIALS AND SUPPLIES	16,157,311	1,182,740	3,630,524	17,086	12,509,701	22.6%	23.4%
CAPITAL OUTLAY	350,000		91,586		258,414	26.2%	94.9%
TOTAL	<u>31,679,250</u>	<u>2,425,506</u>	<u>7,708,458</u>	<u>200,105</u>	<u>23,770,687</u>	25.0%	27.4%

VIRGINIA BEACH CITY PUBLIC SCHOOLS
SCHOOL TEXTBOOKS FUND
JULY 1, 2017 THROUGH NOVEMBER 30, 2017

B 7

ASSETS:		LIABILITIES:	
CASH	5,419,290	TOTAL LIABILITIES	
		FUND EQUITY:	
		FUND BALANCE	6,573,219
		ESTIMATED REVENUE	(4,516,596)
		APPROPRIATIONS	5,179,602
		ENCUMBRANCES	12,042
		RESERVE FOR ENCUMBRANCES	(12,042)
		EXPENDITURES	(3,698,563)
		REVENUES	1,881,628
		TOTAL FUND EQUITY	5,419,290
TOTAL ASSETS	<u>5,419,290</u>	TOTAL LIABILITIES AND FUND EQUITY	<u>5,419,290</u>

	FY 2018 ESTIMATED	MONTH'S REALIZED	YR-TO-DATE REALIZED	UNREALIZED REVENUES	PERCENT REALIZED	FY 17 PERCENT OF ACTUAL
REVENUES:						
INTEREST ON BANK DEPOSITS	26,611	3,191	17,450	(9,161)	65.6%	29.5%
LOST AND DAMAGED	27,000		4,948	(22,052)	18.3%	5.9%
MISCELLANEOUS		43	5,362	5,362		16.2%
TOTAL LOCAL REVENUE	<u>53,611</u>	<u>3,234</u>	<u>27,760</u>	<u>(25,851)</u>	51.8%	16.5%
DEPT OF EDUCATION	4,462,985	370,774	1,853,868	(2,609,117)	41.5%	41.6%
TOTAL REVENUE-COMMONWEALTH	<u>4,462,985</u>	<u>370,774</u>	<u>1,853,868</u>	<u>(2,609,117)</u>	41.5%	41.6%
TOTAL REVENUES	<u>4,516,596</u>	<u>374,008</u>	<u>1,881,628</u>	<u>(2,634,968)</u>	41.7%	41.2%
PRIOR YEAR FUND BALANCE (PYFB)	663,006					
TOTAL REVENUES AND PYFB	<u>5,179,602</u>					

	FY 2018 APPROPRIATIONS	MONTH'S EXPENDITURES	YR-TO-DATE EXPENDITURES	OUTSTANDING ENCUMBRANCES	REMAINING BALANCE	PERCENT OBLIGATED	FY 17 PERCENT OF ACTUAL
EXPENDITURES:							
PERSONNEL SERVICES	83,431	7,113	38,256		45,175	45.9%	41.4%
FRINGE BENEFITS	31,066	3,137	13,006		18,060	41.9%	35.9%
PURCHASED SERVICES	670,431	180,668	2,478,040		(1,807,609)	369.6%	90.7%
MATERIALS AND SUPPLIES	4,394,674	(54,390)	1,169,261	12,042	3,213,371	26.9%	98.6%
TOTAL	<u>5,179,602</u>	<u>136,528</u>	<u>3,698,563</u>	<u>12,042</u>	<u>1,468,997</u>	71.6%	94.2%

VIRGINIA BEACH CITY PUBLIC SCHOOLS
SCHOOL RISK MANAGEMENT FUND
JULY 1, 2017 THROUGH NOVEMBER 30, 2017

B 8

ASSETS:		LIABILITIES:	
CASH	15,694,451	VOUCHERS PAYABLE	15,517
PREPAID ITEM	14,028	ACH PAYABLES	234
		EST CLAIMS/JUDGMENTS PAYABLE	7,367,000
		TOTAL LIABILITIES	<u>7,382,751</u>
		FUND EQUITY:	
		RETAINED EARNINGS	4,640,579
		ENCUMBRANCES	237,616
		RESERVE FOR ENCUMBRANCES	(237,616)
		EXPENSES	(3,269,767)
		REVENUES	6,954,916
		TOTAL FUND EQUITY	<u>8,325,728</u>
TOTAL ASSETS	<u>15,708,479</u>	TOTAL LIABILITIES AND FUND EQUITY	<u>15,708,479</u>

	MONTH'S	YR-TO-DATE
REVENUES:	REALIZED	REALIZED
INTEREST ON BANK DEPOSITS	9,536	51,584
RISK MANAGEMENT CHARGES		6,805,724
INSURANCE PROCEEDS		96,781
MISCELLANEOUS REVENUE	604	827
TOTAL REVENUES	<u>10,140</u>	<u>6,954,916</u>

	MONTH'S	YR-TO-DATE	OUTSTANDING
EXPENSES:	EXPENSES	EXPENSES	ENCUMBRANCES
PERSONNEL SERVICES	23,229	110,968	
FRINGE BENEFITS	9,343	38,977	
OTHER PURCHASED SERVICES	14,129	201,987	31,720
FIRE AND PROPERTY INSURANCE		1,529,917	
MOTOR VEHICLE INSURANCE	22,125	368,451	
WORKER'S COMPENSATION	140,127	669,043	
SURETY BONDS		200	
GENERAL LIABILITY INSURANCE	12,800	98,574	
MISCELLANEOUS	75	347	
MATERIALS AND SUPPLIES	8,490	115,068	21,363
LAND, STRUCTURES, & IMPROVEMENTS	80,627	136,235	184,533
TOTAL	<u>310,945</u>	<u>3,269,767</u>	<u>237,616</u>

VIRGINIA BEACH CITY PUBLIC SCHOOLS
SCHOOL COMMUNICATION TOWERS/TECHNOLOGY FUND
JULY 1, 2017 THROUGH NOVEMBER 30, 2017

B 9

ASSETS:		LIABILITIES:	
CASH	3,004,734	VOUCHERS PAYABLE	348
		DEPOSITS PAYABLE	<u>75,000</u>
		TOTAL LIABILITIES	<u>75,348</u>
		FUND EQUITY:	
		FUND BALANCE	2,385,648
		ESTIMATED REVENUE	(510,000)
		APPROPRIATIONS	850,000
		ENCUMBRANCES	15,904
		RESERVE FOR ENCUMBRANCES	(15,904)
		EXPENDITURES	(27,731)
		REVENUES	<u>231,469</u>
		TOTAL FUND EQUITY	<u>2,929,386</u>
TOTAL ASSETS	<u>3,004,734</u>	TOTAL LIABILITIES AND FUND EQUITY	<u>3,004,734</u>

	FY 2018 ESTIMATED	MONTH'S REALIZED	YR-TO-DATE REALIZED	UNREALIZED REVENUES	PERCENT REALIZED	FY 17 PERCENT OF ACTUAL
REVENUES:						
INTEREST ON BANK DEPOSITS	10,000	1,813	9,653	(347)	96.5%	31.0%
RENT-WIRELESS COMMUNICATION	500,000			(500,000)		
TOWER RENT-BAYSIDE HIGH			25,000	25,000		100.0%
TOWER RENT-COX HIGH		1,669	53,671	53,671		40.9%
TOWER RENT-FIRST COLONIAL HIGH			74,441	74,441		100.0%
TOWER RENT-OCEAN LAKES HIGH		2,489	21,922	21,922		24.2%
TOWER RENT-SALEM HIGH			77	77		59.9%
TOWER RENT-TALLWOOD HIGH			29,692	29,692		100.0%
TOWER RENT-TECH CENTER		3,003	14,763	14,763		19.5%
TOWER RENT-WOODSTOCK			2,250	2,250		28.1%
TOTAL REVENUES	<u>510,000</u>	<u>8,974</u>	<u>231,469</u>	<u>(278,531)</u>	45.4%	48.4%
PRIOR YEAR FUND BALANCE (PYFB)	<u>340,000</u>					
TOTAL REVENUES AND PYFB	<u>850,000</u>					

	FY 2018 APPROPRIATIONS	MONTH'S EXPENDITURES	YR-TO-DATE EXPENDITURES	OUTSTANDING ENCUMBRANCES	REMAINING BALANCE	PERCENT OBLIGATED	FY 17 PERCENT OF ACTUAL
EXPENDITURES:							
MATERIALS AND SUPPLIES	850,000	21,761	27,731	15,904	806,365	5.1%	60.8%
TOTAL	<u>850,000</u>	<u>21,761</u>	<u>27,731</u>	<u>15,904</u>	<u>806,365</u>	5.1%	51.7%

VIRGINIA BEACH CITY PUBLIC SCHOOLS
STATEMENT OF REVENUES
SCHOOL GRANTS FUND
JULY 1, 2017 THROUGH NOVEMBER 30, 2017

B10

Revenues :

	FY 2018 Estimated	Month's Realized	Yr-To-Date Realized	Unrealized Revenues	Percent Realized
Source:					
Commonwealth of Virginia	13,812,297	194,606	879,196	(12,933,101)	6.37%
Federal Government	39,694,167	2,201,845	3,164,331	(36,529,836)	7.97%
Other Sources	977,333	6,855	65,335	(911,998)	6.69%
Transfers from School Operating Fund	4,372,951	118,062	4,372,951		100.00%
Total Revenues	58,856,748	2,521,368	8,481,813	(50,374,935)	14.41%

VIRGINIA BEACH CITY PUBLIC SCHOOLS
STATEMENT OF EXPENDITURES AND ENCUMBRANCES
SCHOOL GRANTS FUND
JULY 1, 2017 THROUGH NOVEMBER 30, 2017

B 11

	FY 2018 APPROPRIATIONS	MONTH'S EXPENDITURES	YR-TO-DATE EXPENDITURES	OUTSTANDING ENCUMBRANCES	REMAINING BALANCE	PERCENT OBLIGATED
ADULT BASIC EDUCATION 17/18	321,376	56,155	144,002		177,374	44.8%
ALGEBRA READINESS 16/17	159,539	65,804	126,151	879	32,509	79.6%
ALGEBRA READINESS 17/18	973,873	21,332	28,868		945,005	3.0%
ASIA SOCIETY CONFUCIUS CLASSROOMS 12/13	2,865	(30)	66		2,799	2.3%
ASSESSMENT FOR LEARNING PROJECT 15/16	38,731				38,731	
CAREER & TECHNICAL EDUCATON STATE EQUIP 17/18	82,361			69,336	13,025	84.2%
CAREER SWITCHER PROGRAM MENTOR REIMBURSE 17/18	15,000				15,000	
CARL PERKINS 16/17	47,751		46,873	859	19	99.9%
CARL PERKINS 17/18	851,171	92,189	301,201	7,504	542,466	36.3%
CTE SPECIAL STATE EQUIP ALLOCATION 17/18	64,500			64,500		100.0%
DODEA SPECIAL EDUCATION 16/17	147,470	12,824	74,383	2,128	70,959	51.9%
DODEA-MCASP OPERATION GRIT 17/18	257,289	9,141	91,343		165,946	35.5%
DODEA SPECIAL EDUCATION 17/18	287,175	6,419	46,136	6,583	234,456	18.4%
DODEA-MCASP OPERATION GRIT 16/17	72,683	5,213	35,470		37,213	48.8%
DODEA-MCASP OPERATION PRIDE 15/16	60,223		60,223			100.0%
DODEA-SPECIAL EDUCATION 15/16	8,880	1,034	8,729	151		100.0%
DUAL ENROLLMENT-TCC 17/18	501,886				501,886	
EARLY READING INTERVENTION 16/17	339,478	7,320	335,139	4,339		100.0%
EARLY READING INTERVENTION 17/18	1,511,788	161,124	161,124		1,350,664	10.7%
GENERAL ADULT EDUCATION-GAE 17/18	30,993	8,726	18,485		12,508	59.6%
GREEN RUN COLLEGIATE CHARTER SCHOOL SUPPORT 17/18	12,500				12,500	
HS PROGRAM INNOVATION PLANNING GRANT-GRHS 17/18	50,000	1,227	4,115	361	45,524	9.0%
HS PROGRAM PLANNING GRANT-GRHS 16/17	6,124		6,124			100.0%
IDEA CO-TEACHING INITIATIVE THREE OAKS ES PART 1 17/18	10,000		9,865		135	98.7%
INCLUSION LEADERSHIP SUPPORT GRANT-SALEM HS 10/11	457				457	
INDUSTRY CERTIFICATION EXAMS 17/18	72,688	2,880	10,558		62,130	14.5%
INDUSTRY CERTIFICATION EXAMS-STEM 17/18	27,296				27,296	
ISAEP 16/17	5,369	3,662	5,369			100.0%
ISAEP 17/18	66,349	4,345	6,157	2,854	57,338	13.6%
JAIL EDUCATION PROGRAM 17/18	155,114	16,101	63,257		91,857	40.8%
JUVENILE DETENTION 17/18	832,732	97,442	387,757	15,191	429,784	48.4%
LTG (RET) H G PETE TAYLOR PTNRSHIP OF EXCELLENCE AWARD 13/14	3,500	13	3,500			100.0%
MCKINNEY HOMELESS 16/17	67,507	6,820	16,722		50,785	24.8%
MCKINNEY HOMELESS 17/18	70,000				70,000	
MTSS-B EVALUATION 15/16	223,566	11,587	14,110	4,897	204,559	8.5%
MYCAA-LPN COURSES 17/18	10,000				10,000	
MYCAA-ALC COURSES 17/18	5,000				5,000	
NATIONAL BOARD TEACHERS STIPENDS 17/18	335,000				335,000	
NATIONAL MATH & SCIENCE INITIATIVE 17/18	516,758			350	516,408	0.1%
NEW TEACHER MENTOR 17/18	29,622				29,622	
ODU RESEARCH FOUNDATION CYBER SECURITY STUDENT INTERNSHIP 16/17	4,500	1,800	2,400		2,100	53.3%
OPPORTUNITY INC-ALC 17/18	112,000	7,083	14,061		97,939	12.6%
OPPORTUNITY INC-STEM (ISY) 17/18	150,000	6,485	29,139		120,861	19.4%
OPPORTUNITY INC-STEM (OSY) 17/18	150,000				150,000	
POSITIVE BEHAVIOR INTERVENTIONS AND SUPPORT 16/17	12,473		12,473			100.0%

VIRGINIA BEACH CITY PUBLIC SCHOOLS
STATEMENT OF EXPENDITURES AND ENCUMBRANCES
SCHOOL GRANTS FUND
JULY 1, 2017 THROUGH NOVEMBER 30, 2017

B 12

	<u>FY 2018</u>	<u>MONTH'S</u>	<u>YR-TO-DATE</u>	<u>OUTSTANDING</u>	<u>REMAINING</u>	<u>PERCENT</u>
	<u>APPROPRIATIONS</u>	<u>EXPENDITURES</u>	<u>EXPENDITURES</u>	<u>ENCUMBRANCES</u>	<u>BALANCE</u>	<u>OBLIGATED</u>
POST 9/11 GI BILL 17/18	5,000				5,000	
PRESCHOOL INCENTIVE 16/17	54,311		48,608		5,703	89.5%
PRESCHOOL INCENTIVE 17/18	492,573	47,985	103,308	5,008	384,257	22.0%
PROJECT GRADUATION 16/17	29,018		7,674		21,344	26.4%
PROJECT GRADUATION 17/18	37,500				37,500	
PROJECT HOPE-CITY WIDE SCA 13/14	3,479				3,479	
RACE-TO-GED 17/18	66,160	7,288	19,630		46,530	29.7%
RESERVE FOR CONTINGENCY	4,795,093				4,795,093	
SCHOOL SECURITY EQUIPMENT 17/18	75,990	9,125	9,125	66,865		100.0%
STARTALK 16/17	63,335	2,551	49,940		13,395	78.9%
STARTALK 17/18	81,793				81,793	
TECHNOLOGY INITIATIVE 15/16	66,218	44,989	47,541		18,677	71.8%
TECHNOLOGY INITIATIVE 16/17	2,610,315	9,671	2,214,422	18,530	377,363	85.5%
TECHNOLOGY INITIATIVE 17/18	2,618,400				2,618,400	
TITLE I PART A 17/18	11,217,061	917,253	1,821,100	28,082	9,367,879	16.5%
TITLE I PART A 16/17	3,005,275	43,922	1,828,679	397,411	779,185	74.1%
TITLE I PART D SUBPART 1 16/17	10,048	3,038	6,651		3,397	66.2%
TITLE I PART D SUBPART 1 17/18	21,000				21,000	
TITLE I PART D SUBPART 2 15/16	36,673		36,673			100.0%
TITLE I PART D SUBPART 2 16/17	184,469	11,142	23,148	18	161,303	12.6%
TITLE I PART D SUBPART 2 17/18	184,824				184,824	
TITLE II PART A 15/16	32,138		32,138			100.0%
TITLE II PART A 16/17	197,639	101,748	123,384		74,255	62.4%
TITLE II PART A 17/18	1,644,937	76,747	417,013		1,227,924	25.4%
TITLE III PART A IMMIGRANT AND YOUTH 15/16	4,000		4,000			100.0%
TITLE III PART A LANG ACQUISITION 16/17	88,323	10,978	48,091		40,232	54.4%
TITLE III PART A LANG ACQUISITION 17/18	104,567				104,567	
TITLE IV PART B 21ST CCLC LYNN ES 16/17	29,977	3,013	7,594		22,383	25.3%
TITLE IV PART B 21ST CCLC GRC 16/17	91,175	6,512	29,803		61,372	32.7%
TITLE IV PART B 21ST CCLC LYNN ES 17/18	95,660	1,562	1,562		94,098	1.6%
TITLE VI-B 16/17	1,136,439	268,374	1,099,500		36,939	96.7%
TITLE VI-B 17/18	14,460,172	1,110,604	3,138,948		11,321,224	21.7%
VA EARNING BACKPACK BAYSIDE 17/18	250,080		214,866		35,214	85.9%
VA EARNING BACKPACK GREEN RUN 17/18	210,720		177,662		33,058	84.3%
VA EARNING BACKPACK KEMPSVILLE 17/18	194,247		159,156	8,096	26,995	86.1%
VA EARNING BACKPACK BAYSIDE 15/16	6,050		6,050			100.0%
VA EARNING BACKPACK BAYSIDE 16/17	45,042		16,659	15,984	12,399	72.5%
VA EARNING BACKPACK GREEN RUN 16/17	33,813		14,173		19,640	41.9%
VA EARNING BACKPACK KEMPSVILLE 16/17	8,974				8,974	
VA INITIATIVE FOR AT RISK FOUR YR OLDS 17/18	4,673,375	458,527	1,357,025		3,316,350	29.0%
VA INITIATIVE FOR AT RISK FOUR YR OLDS 16/17	444,839	16,825	69,392	90,454	284,993	35.9%
VIRTUAL VIRGINIA 15/16	11,537				11,537	
VIRTUAL VIRGINIA 16/17	9,072				9,072	
VPI+PRESCHOOL EXPANSION GRANT 17/18	705,000	49,420	168,854	23,350	512,796	27.3%
WORKPLACE READINESS SKILLS FOR THE COMMONWEALTH EXAM 17/18	16,850				16,850	
TOTAL SCHOOL GRANTS FUND	<u>58,856,748</u>	<u>3,807,970</u>	<u>15,366,169</u>	<u>833,730</u>	<u>42,656,849</u>	<u>27.5%</u>

SCHOOL BOARD/CITY HEALTH INSURANCE FUND
JULY 1, 2017 THROUGH NOVEMBER 30, 2017

B 13

ASSETS:		LIABILITIES:	
CASH	36,920,056	VOUCHERS PAYABLE	117,309
		WIRES PAYABLE	1,870,951
		EST CLAIMS-JUDGMENTS PAYABLE	7,324,000
		TOTAL LIABILITIES	<u>9,312,260</u>
		FUND EQUITY:	
		RETAINED EARNINGS	25,770,199
		ENCUMBRANCES	
		RESERVE FOR ENCUMBRANCES	
		EXPENSES	(56,748,827)
		REVENUES	58,586,424
		TOTAL FUND EQUITY	<u>27,607,796</u>
TOTAL ASSETS	<u>36,920,056</u>	TOTAL LIABILITIES AND FUND EQUITY	<u>36,920,056</u>

	MONTH'S	YEAR-TO-DATE	
REVENUES:	REALIZED	REALIZED	
INTEREST ON BANK DEPOSITS	20,814	111,308	
EMPLOYEE PREMIUMS-CITY	1,145,607	5,522,002	
EMPLOYER PREMIUMS-CITY	3,763,947	18,711,298	
EMPLOYEE PREMIUMS-SCHOOLS	1,849,485	7,441,654	
EMPLOYER PREMIUMS-SCHOOLS	6,608,816	26,796,746	
COBRA ADMINISTRATIVE FEE-CITY	253	1,626	
COBRA ADMINISTRATIVE FEE-SCHOOLS	410	1,790	
TOTAL REVENUES	<u>13,389,332</u>	<u>58,586,424</u>	
	MONTH'S	YEAR-TO-DATE	OUTSTANDING
EXPENSES:	EXPENSES	EXPENSES	ENCUMBRANCES
SALARIES AND BENEFITS	42,949	193,787	
HEALTH CLAIMS AND OTHER EXPENSES-CITY	4,337,968	23,122,193	
HEALTH CLAIMS AND OTHER EXPENSES-SCHOOLS	6,194,598	33,432,847	
POST EMPLOYMENT HEALTH BENEFITS			
TOTAL EXPENSES	<u>10,575,515</u>	<u>56,748,827</u>	

VIRGINIA BEACH CITY PUBLIC SCHOOLS
SCHOOL VENDING OPERATIONS FUND
JULY 1, 2017 THROUGH NOVEMBER 30, 2017

B 14

ASSETS:		LIABILITIES:	
CASH	(38,668)	TOTAL LIABILITIES	
		FUND EQUITY:	
		FUND BALANCE	8,254
		ESTIMATED REVENUE	(192,550)
		APPROPRIATIONS	229,702
		ENCUMBRANCES	
		RESERVE FOR ENCUMBRANCES	
		EXPENDITURES	(135,130)
		REVENUES	51,056
		TOTAL FUND EQUITY	(38,668)
TOTAL ASSETS	(38,668)	TOTAL LIABILITIES AND FUND EQUITY	(38,668)

	FY 2018 ESTIMATED	MONTHS REALIZED	YR-TO-DATE REALIZED	UNREALIZED REVENUES	PERCENT REALIZED	FY 17 PERCENT OF ACTUAL
REVENUES:						
INTEREST ON BANK DEPOSITS		(23)	11	11		34.6%
VENDING OPERATIONS RECEIPTS	192,550		51,045	(141,505)	26.5%	26.2%
TOTAL REVENUES	192,550	(23)	51,056	(141,494)	26.5%	26.2%
PRIOR YEAR FUND BALANCE (PYFB)	37,152					
TOTAL REVENUES AND PYFB	229,702					

	FY 2018 APPROPRIATIONS	MONTHS EXPENDITURES	YR-TO-DATE EXPENDITURES	OUTSTANDING ENCUMBRANCES	REMAINING BALANCE	PERCENT OBLIGATED	FY 17 PERCENT OF ACTUAL
EXPENDITURES:							
SCHOOL ALLOCATIONS	216,248		135,130		81,118	62.5%	100.0%
MATERIALS AND SUPPLIES	13,094				13,094		2.2%
PURCHASED SERVICES	360				360		
TOTAL	229,702		135,130		94,572	58.8%	99.8%

VIRGINIA BEACH CITY PUBLIC SCHOOLS
SCHOOL INSTRUCTIONAL TECHNOLOGY FUND
JULY 1, 2017 THROUGH NOVEMBER 30, 2017

B 15

ASSETS:		LIABILITIES:	
CASH	350,686	TOTAL LIABILITIES	
		FUND EQUITY:	
		FUND BALANCE	217,244
		ESTIMATED REVENUE	
		APPROPRIATIONS	79,579
		ENCUMBRANCES	
		RESERVE FOR ENCUMBRANCES	
		EXPENDITURES	
		REVENUES	53,863
		TOTAL FUND EQUITY	350,686
TOTAL ASSETS	350,686	TOTAL LIABILITIES AND FUND EQUITY	350,686

REVENUES:	FY 2018 ESTIMATED	MONTH'S REALIZED	YR-TO-DATE REALIZED	UNREALIZED REVENUES	PERCENT REALIZED
INTEREST ON BANK DEPOSITS		10,859	53,863	53,863	%
TOTAL REVENUES		10,859	53,863	53,863	
PRIOR YEAR FUND BALANCE (PYFB)	79,579				
TOTAL REVENUES AND PYFB	79,579				

EXPENDITURES:	FY 2018 APPROPRIATIONS	MONTH'S EXPENDITURES	YR-TO-DATE EXPENDITURES	OUTSTANDING ENCUMBRANCES	REMAINING BALANCE	PERCENT OBLIGATED
MATERIALS AND SUPPLIES	79,579				79,579	%
TOTAL	79,579				79,579	

VIRGINIA BEACH CITY PUBLIC SCHOOLS
SCHOOL EQUIPMENT REPLACEMENT FUND
JULY 1, 2017 THROUGH NOVEMBER 30, 2017

B 16

ASSETS:		LIABILITIES:	
CASH	1,262,315	TOTAL LIABILITIES	
		FUND EQUITY:	
		FUND BALANCE	1,088,036
		ESTIMATED REVENUE	
		APPROPRIATIONS	170,193
		ENCUMBRANCES	
		RESERVE FOR ENCUMBRANCES	
		EXPENDITURES	
		REVENUES	4,086
		TOTAL FUND EQUITY	1,262,315
TOTAL ASSETS	1,262,315	TOTAL LIABILITIES AND FUND EQUITY	1,262,315

	FY 2018	MONTH'S	YR-TO-DATE	UNREALIZED	PERCENT	FY 17
REVENUES:	ESTIMATED	REALIZED	REALIZED	REVENUES	REALIZED	PERCENT
INTEREST ON BANK DEPOSITS		760	4,086	4,086	%	30.6%
TOTAL REVENUES		760	4,086	4,086		30.6%
PRIOR YEAR FUND BALANCE (PYFB)	170,193					
TOTAL REVENUES AND PYFB	170,193					
	FY 2018	MONTH'S	YR-TO-DATE	OUTSTANDING	REMAINING	PERCENT
EXPENDITURES:	APPROPRIATIONS	EXPENDITURES	EXPENDITURES	ENCUMBRANCES	BALANCE	OBLIGATED
CAPITAL OUTLAY	170,193				170,193	%
TOTAL	170,193				170,193	

VIRGINIA BEACH CITY PUBLIC SCHOOLS
STATEMENT OF EXPENDITURES AND ENCUMBRANCES
CAPITAL PROJECTS
JULY 1, 2017 THROUGH NOVEMBER 30, 2017

B 17

	FY 2018 APPROPRIATIONS	MONTH'S EXPENDITURES	YEAR-TO-DATE EXPENDITURES	PROJECT-TO-DATE EXPENDITURES	OUTSTANDING ENCUMBRANCES	REMAINING BALANCE	PERCENT OBLIGATED
1001 RENOV/REPLACMT-ENERGY MGMT	10,699,570			10,699,570			100.00%
1003 RENOV/REPLACMT-ENERGY MGMT II	3,875,000	55,745	388,422	2,863,542	482,100	529,358	86.34%
1004 TENNIS COURT RENOVATIONS II	800,000	201,974	224,911	545,844	46,452	207,704	74.04%
1006 VARIOUS SCHOOL SITE ACQUISITION	8,552,558			8,552,558			100.00%
1008 INSTRUCTIONAL TECHNOLOGY PHASE II	642,448		11,610	473,985		168,463	73.78%
1019 GREAT NECK MIDDLE SCHOOL REPLACEMENT	46,039,062			45,789,062		250,000	99.46%
1025 KEMPSVILLE HS ENTREPRENEURIAL ACADEMY	950,000		4,606	23,306	45,428	881,266	7.24%
1035 JOHN B DEY ES MODERNIZATION	25,989,241	684,318	3,235,180	5,710,083	18,160,817	2,118,341	91.85%
1043 THOROUGHGOOD ES REPLACEMENT	22,888,759	4,500	353,324	784,393	1,352,775	20,751,591	9.34%
1056 PRINCESS ANNE MS REPLACEMENT	35,141,000	273,927	1,134,809	2,140,623	4,072,128	28,928,249	17.68%
1062 ADA SCHOOL MODIFICATIONS	7,034,809			7,034,809			100.00%
1078 SCHOOL BUS FACILITY RENOVATION/EXPANSION	21,821,573	17,819	17,819	21,817,061	4,512		100.00%
1095 COMPREHENSIVE LONG RANGE FACILITIES PLANNING UPDATE	300,000	12,738	12,738	12,738	285,881	1,381	99.54%
1099 RENOV& REPLACE-GROUNDS PHASE II	11,675,000	16,600	957,842	10,352,588	280,235	1,042,177	91.07%
1102 21ST CENTURY LEARNING ENVIRONMENT IMPROVEMENTS	2,100,000	28,226	56,040	56,040	67,220	1,976,740	5.87%
1103 RENOV & REPLACE-HVAC SYSTEMS PHASE II	45,367,724	66,573	5,543,443	41,453,922	2,329,077	1,584,725	96.51%
1104 RENOV & REPLACE-REROOFING PHASE II	35,025,639	2,027	1,097,569	28,829,940	735,920	5,459,779	84.41%
1105 RENOV & REPLACE-VARIOUS PHASE II	15,033,273	42,854	726,915	13,475,705	351,767	1,205,801	91.98%
1110 ENERGY PERFORMANCE CONTRACTS PHASE II	10,000,000		4,716,037	8,751,635	849,543	398,822	96.01%
1195 STUDENT DATA MANAGEMENT SYSTEM	12,187,001		168,171	11,213,446	30,000	943,555	92.26%
1233 KEMPS LANDING/ODC REPLACEMENT	63,615,000	12,808	202,785	62,661,458	214,973	738,569	98.84%
1237 SCHOOL HR/PAYROLL	9,196,000			8,867,573		328,427	96.43%
UNALLOCATED CIP SALARIES/BENEFITS		135,981	272,461	272,461		(272,461)	
TOTAL CAPITAL PROJECTS	388,933,657	1,556,090	19,124,682	292,382,342	29,308,828	67,242,487	82.71%

VIRGINIA BEACH CITY PUBLIC SCHOOLS
GREEN RUN COLLEGIATE CHARTER SCHOOL
JULY 1, 2017 THROUGH NOVEMBER 30, 2017

B18

ASSETS:		LIABILITIES:	
CASH	2,781,288	SALARIES PAYABLE-OPTIONS	80,483
PREPAID ITEM	2,100	FICA PAYABLE-OPTIONS	6,156
		TOTAL LIABILITIES	<u>86,639</u>
		FUND EQUITY:	
		FUND BALANCE	5,146
		ESTIMATED REVENUE	(3,763,447)
		APPROPRIATIONS	3,763,447
		ENCUMBRANCES	1,701
		RESERVE FOR ENCUMBRANCES	(1,701)
		EXPENDITURES	(1,071,844)
		REVENUES	<u>3,763,447</u>
		TOTAL FUND EQUITY	<u>2,696,749</u>
TOTAL ASSETS	<u>2,783,388</u>	TOTAL LIABILITIES AND FUND EQUITY	<u>2,783,388</u>

	FY 2018 ESTIMATED	MONTH'S REALIZED	YR-TO-DATE REALIZED	UNREALIZED REVENUES	PERCENT REALIZED	FY17 PERCENT OF ACTUAL
REVENUES:						
TRANSFER FROM SCHOOL OPERATING	<u>3,763,447</u>		<u>3,763,447</u>		100.0%	110.8%
TOTAL REVENUES	<u>3,763,447</u>		<u>3,763,447</u>		100.0%	110.8%

	FY 2018 APPROPRIATIONS	MONTH'S EXPENDITURES	YR-TO-DATE EXPENDITURES	OUTSTANDING ENCUMBRANCES	REMAINING BALANCE	PERCENT OBLIGATED	FY17 PERCENT OF ACTUAL
EXPENDITURES:							
PERSONNEL SERVICES	2,246,851	204,403	645,006		1,601,845	28.7%	31.0%
FRINGE BENEFITS	804,226	70,133	220,348		583,878	27.4%	29.7%
PURCHASED SERVICES	351,820	(2,132)	46,614	137	305,069	13.3%	7.1%
OTHER CHARGES	89,200	6,738	26,167		63,033	29.3%	44.3%
MATERIALS AND SUPPLIES	<u>271,350</u>	<u>24,625</u>	<u>133,709</u>	<u>1,564</u>	<u>136,077</u>	49.9%	58.6%
TOTAL	<u>3,763,447</u>	<u>303,767</u>	<u>1,071,844</u>	<u>1,701</u>	<u>2,689,902</u>	28.5%	30.3%