



VIRGINIA BEACH CITY PUBLIC SCHOOLS

CHARTING THE COURSE

School Board Services

Carolyn T. Rye, Chair
District 5 - Lynnhaven

Kimberly A. Melnyk, Vice Chair
District 7 – Princess Anne

Beverly M. Anderson
At-Large

Daniel D. Edwards
District 2 – Kempsville

Sharon R. Felton
District 6 – Beach

Dorothy M. Holtz
At-Large

Laura K. Hughes
At-Large

Victoria C. Manning
At-Large

Jessica L. Owens
District 3 – Rose Hall

Trenace B. Riggs
District 1 – Centerville

Carolyn D. Weems
District 4 - Bayside

Aaron C. Spence, Ed.D., Superintendent

CLICK HERE FOR THE

School Board Regular Meeting Agenda

Tuesday, January 28, 2020

School Administration Building #6, Municipal Center
2512 George Mason Dr.
P.O. Box 6038
Virginia Beach, VA 23456
(757) 263-1000

CLICK HERE FOR THE

School Board Special Meeting Agenda

Tuesday, February 4, 2020

School Administration Building #6, Municipal Center
2512 George Mason Dr.
P.O. Box 6038
Virginia Beach, VA 23456
(757) 263-1000



VIRGINIA BEACH CITY PUBLIC SCHOOLS

CHARTING THE COURSE

School Board Services

Carolyn T. Rye, Chair District 5 - Lynnhaven	Kimberly A. Melnyk, Vice Chair District 7 – Princess Anne	
Beverly M. Anderson At-Large	Daniel D. Edwards District 2 – Kempsville	Sharon R. Felton District 6 – Beach
Dorothy M. Holtz At-Large	Laura K. Hughes At-Large	Victoria C. Manning At-Large
Jessica L. Owens District 3 – Rose Hall	Trenace B. Riggs District 1 – Centerville	Carolyn D. Weems District 4 - Bayside

Aaron C. Spence, Ed.D., Superintendent

School Board Regular Meeting Agenda

Tuesday, January 28, 2020

School Administration Building #6, Municipal Center
2512 George Mason Dr.
P.O. Box 6038
Virginia Beach, VA 23456
(757) 263-1000

In accordance with [School Board Bylaw 1-48](#) §G, "No person attending a meeting of the School Board, in any capacity, shall use or allow to sound any device in a manner that disrupts the conduct of business within the room in which the School Board is meeting"

INFORMAL MEETING

1. ***Convene School Board Workshop (einstein.lab)..... 4:00 p.m.***
If there is insufficient time for completion of workshop topics at this time, remaining items may be carried forward under Item 18
 - A. School Board Administrative Matters and Reports
 1. Discussion of Request for Student Representative on the School Board
 2. Schedule of School Board Meetings FY21 – Option Comparisons
 3. Determine Start Time for February 4, 2020 Special School Board Meeting
 - B. Water Test After Action Update
 - C. Overview of VBCPS Gifted Services
2. ***Closed Meeting: Personnel Matters and Legal Matters (UPDATED 1/29/2020)***
3. ***School Board Recess..... 5:30 p.m.***

FORMAL MEETING

4. ***Call to Order and Electronic Roll Call (School Board Chambers) 6:00 p.m.***
5. ***Moment of Silence followed by the Pledge of Allegiance***
6. ***Student, Employee and Public Awards and Recognition***
 - A. Virginia Middle School Art Educator of the Year
7. ***Superintendent's Report***
8. ***Public Hearing Regarding Building Utilization Committee Redistricting Recommendations Related to Two New Residential Housing Developments on N. Witchduck Rd. and Nimmo Prkwy.***
9. ***Hearing of Citizens and Delegations on Agenda Items***



VIRGINIA BEACH CITY PUBLIC SCHOOLS CHARTING THE COURSE

School Board Regular Meeting Agenda (continued)

Tuesday, January 28, 2020

School Administration Building #6, Municipal Center

2512 George Mason Dr.

P.O. Box 6038

Virginia Beach, VA 23456

(757) 263-1000

In accordance with School Board Bylaw 1-48 §G, "No person attending a meeting of the School Board, in any capacity, shall use or allow to sound any device in a manner that disrupts the conduct of business within the room in which the School Board is meeting"

The School Board will hear public comment on items germane to the School Board Agenda for the meeting from citizens who have signed up to speak with the Clerk of the School Board. Citizens are encouraged to sign up by noon the day of the meeting by contacting the Clerk at 263-1016 and shall be allocated 4 minutes each until 7:30 p.m., if time is available. If time does not permit all members of the public to speak before 7:30 p.m., an additional opportunity for public comment on Agenda items may be given after the Information section of the Agenda. All public comments shall meet the [School Board Bylaw 1-48](#) requirements for Decorum and Order.

10. Approval of Minutes: January 14, 2020 School Board Organizational/Regular Meeting

11. Adoption of the Agenda

12. Consent Agenda

All items under the Consent Agenda are enacted on by one motion. During Item 10 – Adoption of the Agenda – School Board members may request any item on the Consent Agenda be moved to the Action portion of the regular agenda.

A. Resolutions:

1. African American History Month
2. National School Counseling Week
3. Career and Technical Education Month

B. Recommendations of General Contractors: Plaza Middle School Locker Replacement

C. Policy Review Committee (PRC) Recommendations

1. Policy 3-14 Income/Generally
2. Policy 3-23 Sale/Exchange/Lease/Disposal of Property
3. Policy 3-25 Trust Funds
4. Policy 3-30 Purchasing and Procurement of Goods and Services
5. Policy 3-31 Purchasing: Cooperative Procurement
6. Policy 3-35 Competitive Sealed Bidding/Awards
7. Policy 4-15 Personnel Records
8. Policy 5-18 Attendance Records

13. Action

- A. Personnel Report / Administrative Appointment(s) **(UPDATED 1/29/2020)**
- B. Building Utilization Committee Recommendations
- C. Policy Review Committee (PRC) Bylaw Revisions
 1. Bylaw 1-25 Complaints Regarding Students or Employees
 2. Bylaw 1-28 Committees, Organizations and Boards – School Board Member Assignments
- D. School Board Committee Assignment Modifications for Term Ending June 30, 2020 **(UPDATED 1/29/2020)**



VIRGINIA BEACH CITY PUBLIC SCHOOLS CHARTING THE COURSE

School Board Regular Meeting Agenda (continued)

Tuesday, January 28, 2020

School Administration Building #6, Municipal Center

2512 George Mason Dr.

P.O. Box 6038

Virginia Beach, VA 23456

(757) 263-1000

In accordance with School Board Bylaw 1-48 §G, "No person attending a meeting of the School Board, in any capacity, shall use or allow to sound any device in a manner that disrupts the conduct of business within the room in which the School Board is meeting"

14. Information

- A. External Auditor Report on the FY2018-19 Comprehensive Annual Financial Report (CAFR)
- B. Textbook Adoption: Advanced Placement (AP) Comparative Government and Politics
- C. Interim Financial Statements – November and December 2019

15. Standing Committee Reports

16. Conclusion of Formal Meeting

17. Hearing of Citizens and Delegations on Non-Agenda Items

At this time, the School Board will hear public comment on items germane to the business of the School Board that are not on the School Board's Agenda for the meeting from citizens who sign up to speak with the Clerk of the School Board by 3:00 p.m. the day of the meeting and shall be allocated 4 minutes each. All public comments shall meet the [School Board Bylaw 1-48](#) requirements for Decorum and Order.

18. Workshop (as needed)

19. Closed Meeting (as needed)

20. Vote on Remaining Action Items

21. Adjournment



Subject: Water Testing After Action Update **Item Number:** 1B

Section: Workshop **Date:** Jan. 28, 2020

Senior Staff: Jack Freeman, Chief Operations Officer, Dept. of School Division Services

Prepared by: Jack Freeman, Chief Operations Officer, Dept. of School Division Services

Presenter(s): Jack Freeman, Chief Operations Officer, Dept. of School Division Services

Recommendation:

Update the School Board Members of the results of the water testing after action review conducted by AH Environmental Consultants.

Background Summary:

Source:

Budget Impact:



Subject: Overview of VBCPS Gifted Services **Item Number:** 1C

Section: Workshop **Date:** January 28, 2020

Senior Staff: Kipp D. Rogers, Ph.D., Chief Academic Officer

Prepared by: Nicole M. DeVries, Ph.D., Director, K-12 and Gifted Programs

Presenter(s): Nicole M. DeVries, Ph.D., Director, K-12 and Gifted Programs

Recommendation:

That the School Board receive an overview of Virginia Beach City Public Schools Gifted Services.

Background Summary:

This presentation will provide the School Board with an overview regarding Gifted Services in Virginia Beach City Public Schools, as well as explain the process the Department of Teaching and Learning has implemented to examine the Old Donation School application and selection process.

Source:

N/A

Budget Impact:

N/A



Subject: Closed Session Item Number: 2

Section: Closed Meeting Date: January 28, 2020

Senior Staff: N/A

Prepared by: School Board Legal Counsel, Kamala H. Lannetti, Deputy City Attorney

Presenter(s): Kimberly A. Melnyk, School Board Vice Chair

Recommendation:

MOTION: I move that the School Board recess into a closed meeting pursuant to the exemptions from open meetings allowed by Section 2.2-3711, Part A, Paragraphs 1 and 7 of the *Code of Virginia*, 1950, as amended, for

A. PERSONNEL MATTERS: Discussion, consideration, or interviews of prospective candidates for employment; assignment, appointment, promotion, performance, demotion, salaries, disciplining, or resignation of specific public officers, appointees, or employees pursuant to Section 2.2-3711(A) (1) ~~and (7)~~; namely to discuss

1. evaluation of a specific administrator; and
2. disciplinary action of an employee; and investigation of specific personnel matters.
- ~~3. consultation with legal counsel.~~

B. LEGAL MATTERS: Consultation with legal counsel and briefings by staff members or consultants pertaining to actual or probable litigation, where such consultation or briefing in an open meeting would adversely affect the negotiating or litigating posture of the Board pursuant to Section 2.2-3711(A) (7); namely to discuss pending legal matters.

RECONVENE IN OPEN SESSION:

CERTIFICATION:

WHEREAS, the School Board of the City of Virginia Beach has convened a closed meeting on this date pursuant to an affirmative recorded vote and in accordance with the provisions of the Virginia Freedom of Information Act; and

WHEREAS, Section 2.2-3712 (D) of the *Code of Virginia* requires a certification by this School Board that such closed meeting was conducted in conformity with Virginia law.

NOW, THEREFORE, BE IT RESOLVED that the School Board of the City of Virginia Beach hereby certifies that, to the best of each member's knowledge, (i) only public business matters lawfully exempted from open meeting requirements by Virginia law were discussed in the closed meeting to which this certification applies, and (ii) only such public business matters as were identified in the motion by which the closed meeting was convened were heard, discussed, or considered.

ACTION AS NEEDED:

Background Summary:

Appropriate requests have been made for a closed meeting.

Source:

Bylaw 1-36 and Code of Virginia, Section 2.2-3711

Budget Impact:

N/A



Subject: Virginia Middle School Art Educator of the Year **Item Number:** 6A

Section: Student, Employee and Public Awards and Recognitions **Date:** January 28, 2020

Senior Staff: Ms. Natalie Allen, Chief Communications and Community Engagement Officer, Department of Communications and Community Engagement

Prepared by: Ms. Rosemary Gladden, Public Relations Coordinator

Presenter(s): Mrs. Carolyn T. Rye, Chair, and Dr. Aaron C. Spence, Superintendent

Recommendation:

That the School Board recognize Lynnhaven Middle School teacher Elizabeth Tumilty who was named the Virginia Middle School Art Educator of the Year by the Virginia Art Education Association (VAEA).

Background Summary:

VAEA's purpose is to advance arts education through professional development, leadership, research and service. Since 1979, VAEA has presented these awards to recognize outstanding art educators and highlight the importance of art education. Awards are presented in several categories: elementary, middle and secondary grade levels; higher education; distinguished service; and distinguished fellows. Ms. Tumilty received the recognition at the middle school level.

Source:

VAEA

Budget Impact:

None



Public Hearing Regarding Building Utilization Committee Redistricting Recommendations

Subject: Related to Two New Residential Housing Developments **Item Number:** 8

Section: Public Hearing **Date:** January 28, 2020

Senior Staff: Mr. Jack Freeman, Chief Operations Officer, School Division Services

Prepared by: Mr. Anthony L. Arnold, P.E., Executive Director, Facilities Services

Presenter(s): Mr. Anthony L. Arnold, P.E., Executive Director, Facilities Services

Recommendation:

The School Board of the City of Virginia Beach is seeking public comment on the recommendations from the 2019-20 Building Utilization Committee (BUC) as briefed to the School Board for information at their January 14, 2020 meeting and as advertised on page 4 in the Sunday, January 12, 2020, edition of the Virginian-Pilot and duplicated below.

**PUBLIC HEARING
PROPOSED REDISTRICTING FOR
SCHOOL YEAR 2020-2021**

The School Board of the City of Virginia Beach will hold a **PUBLIC HEARING** on Tuesday, January 28, 2020 at 6:00 p.m. in the School Administration Building, Municipal Center Building 6, Virginia Beach, Virginia. The purpose of this hearing will be to obtain public input on the Building Utilization Committee's redistricting recommendations for the 2020-2021 school year. The Virginia Beach School Board has charged its Building Utilization Committee (BUC) with conducting annual reviews of the school division's attendance areas and making recommendations for adjustments. The redistricting recommendations concern two residential housing developments pending construction and impact no current students. The recommendations under consideration are:

Recommendation A: Development on N. Witchduck Rd
- From Point O'View ES attendance zone to Pembroke ES attendance zone
- Impacted students = 0

- The rezoning from Point O'View ES to Pembroke ES is proposed along N. Witchduck Rd, between Virginia Beach Blvd and I-264 west of surrounding commercial area to Clearfield Ave. This adjustment would impact no students and shift a proposed housing development and surrounding commercial area from Point O'View ES to Pembroke ES for the 2020-2021 school year.

Recommendation B: Development

on Nimmo Pkwy
- From Princess Anne ES attendance zone to Strawbridge ES attendance zone

- Impacted students = 0
- The rezoning from Princess Anne ES to Strawbridge ES is proposed along Nimmo Pkwy, between Seaboard Rd and west of the surrounding marsh area east of Griggs Ct and Prodan Ln. This adjustment would impact no students and shift a proposed housing development from Princess Anne ES to Strawbridge ES for the 2020-2021 school year.

For detailed information and maps on the proposed redistricting, please visit https://www.vbschools.com/about-us/schools/school_locator and click on **Proposed Redistricting SY 20/21**. Any questions concerning this matter should be directed to the school division's Demographer, Office of Facilities Services, 1585 Corporate Landing Parkway, Suite 200, Virginia Beach, Virginia, or by phone (757) 263-1055 or e-mail vschzones@vbschools.com.

Any citizen who desires to speak at this hearing should contact the Clerk of the School Board at (757) 263-1016. If you are **physically disabled** or **visually impaired** and need assistance at this meeting, please call the **SCHOOL BOARD CLERK'S OFFICE** at (757) 263-1016; Hearing impaired call TDD 711 (TDD - Telephone Device for the Deaf).

1/12/2020 6566105

Background Summary:

Source:

School Board Policy 5-15, Student Attendance Areas

Budget Impact:

None



Subject: Approval of Minutes **Item Number:** 10

Section: Approval of Minutes **Date:** January 28, 2020

Senior Staff: N/A

Prepared by: Dianne P. Alexander, School Board Clerk

Presenter(s): Dianne P. Alexander, School Board Clerk

Recommendation:

That the School Board adopt minutes from their January 14, 2020 organizational/regular meeting as presented.

Background Summary:

Source:

Bylaw 1-40

Budget Impact:

N/A



VIRGINIA BEACH CITY PUBLIC SCHOOLS

CHARTING THE COURSE

School Board Services

Carolyn T. Rye, Chair
District 5 - Lynnhaven

Kimberly A. Melnyk, Vice Chair
District 7 – Princess Anne

Beverly M. Anderson At-Large	Daniel D. Edwards District 2 – Kempsville	Sharon R. Felton District 6 – Beach
Dorothy M. Holtz At-Large	Laura K. Hughes At-Large	Victoria C. Manning At-Large
Jessica L. Owens District 3 – Rose Hall	Trenace B. Riggs District 1 – Centerville	Carolyn D. Weems District 4 - Bayside

Aaron C. Spence, Ed.D., Superintendent

School Board Organizational/Regular Meeting MINUTES

Tuesday, January 14, 2020

School Administration Building #6, Municipal Center
2512 George Mason Dr.
Virginia Beach, VA 23456

FORMAL MEETING

- 1. *Call to Order and Electronic Roll Call:*** Acting as School Board Chair pro-tem for the election of the School Board Chair, Superintendent Spence called the formal meeting to order at 6:00 p.m. All School Board members were present.
- 2. *Moment of Silence followed by the Pledge of Allegiance***
- 3. *School Board Organizational Matters:*** After describing the nomination and voting procedures to be used for the election for School Board Chair and Vice Chair as outlined in School Board Bylaws, and there being no objection, Superintendent Spence called for nominations in the election of School Board Chair.
 - A. Election of School Board Chair:** Mr. Edwards nominated Ms. Rye; and Ms. Owens nominated Ms. Felton to serve as School Board Chair for the 2020 calendar year. After a period of School Board members speaking to the nominations, and there being no further comment or additional nominations, votes were cast with Ms. Felton receiving 3 votes – Felton, Owens and Weems; while Ms. Rye obtained the majority vote of 8 and therefore declared School Board Chair for the 2020 calendar year. Superintendent Spence then turned the meeting over for Chairwoman Rye to proceed at which time she thanked Ms. Anderson for her three-year service as Chair commending her time and efforts, and then spoke to the ideas and focus she will pursue in serving as the new Chair of the School Board.
 - B. Election of School Board Vice Chair:** Ms. Anderson nominated Ms. Melnyk; and Ms. Manning nominated Ms. Felton to serve as School Board Vice Chair for the 2020 calendar year. At the conclusion of School Board members speaking to the nominations, Ms. Felton received 4 votes – Hughes, Manning, Owens and Weems; while Ms. Melnyk obtained the



majority vote of 7 and therefore declared School Board Vice Chair for the 2020 calendar year.

- C. Appointment of Clerk and Deputy Clerk: Ms. Riggs made a motion, seconded by Vice Chair Melnyk, that the School Board approve the Superintendent's recommendation to re-appoint Dianne P. Alexander as Clerk of the School Board, and Susan L. Keipe as Deputy Clerk for the 2020 calendar year. Several School Board members spoke in support of the recommendation prior to the motion being unanimously approved.
- D. School Board Committee Assignment Review for Term Ending June 30, 2020: In noting present committee assignments would be honored through the term ending June 30, 2020, Chairwoman Rye advised she would be forwarding to the School Board a list of her current committee assignments seeking input on interest in serving on those committees, and to invite other requests for modifications as needed.
- E. School Board Bylaws Appendix B – Standing Rules Review: Chairwoman Rye explained the Schedule of Meetings through June 30, 2020 is affirmed, and suggested the School Board discuss future meeting schedules at a workshop on January 28 with meeting scenarios provided by Administration. There was no objection.

4. ***Student, Employee and Public Awards and Recognition:*** None

5. ***Superintendent's Report:*** Five things shared by Superintendent Spence in his report were related to 1) upcoming African American Male Summit on January 25; 2) application due date for the Advanced Technology Center; 3) application due date for the Environmental Studies Program; 4) closure on January 20 in observance of the Martin Luther King, Jr. holiday; and 5) recognition of January 19-25 as Virginia School Principals' Appreciation Week as designated by the Governor.

6. ***Hearing of Citizens and Delegations on Agenda Items:*** None

7. ***Approval of Minutes:*** December 10, 2019 School Board Regular Meeting: Mr. Edwards made a motion, seconded by Vice Chair Melnyk, that the School Board approve the minutes of their December 10, 2019 regular School Board meeting as presented. Without discussion, the motion passed (ayes 10, nays 0; 1 abstention – Manning who stated she was not present for the workshop on December 10).

8. ***Adoption of the Agenda:*** Ms. Hughes made a motion, seconded by Ms. Riggs, that the School Board adopt the meeting agenda as published. Prior to a vote, Ms. Owens proposed an amendment to move Consent Item 9A to Action Item 10B. The makers of the original motion accepted the modification, and the amended motion was unanimously approved.

9. ***Consent Agenda:*** After Chairwoman Rye's overview of remaining items presented for approval as part of the Consent Agenda, Ms. Anderson made a motion, seconded by Ms. Holtz, that the School Board approve the Consent Agenda. Without discussion, the motion passed unanimously, and the following items were approved as part of the Consent Agenda:

- A. *[moved during Adoption of the Agenda to Action Item 10B]*



- B. Textbook Adoption: Advanced Placement (AP) Government as recommended for the high school AP United States Government and Politics course proposed by the designated Textbook Adoption Committee for implementation in the fall of 2020 as follows:

Textbook	Publisher	Copyright
<i>American Government, Stories of a Nation</i>	Bedford, Freeman, and Worth	2019

- C. Policy Review Committee (PRC) recommendations regarding review, amendment and repeal of certain policies reviewed by the committee at their November 14, 2019 meeting as follows:

1. Policy 3-20 Fines and Fees/Generally: Amended with scrivener's changes and to incorporate the contents of Policy 3-21
2. Policy 3-21 Collection of Past Due Accounts: Language moved to Policy 3-20 and therefore rescinded
3. Policy 3-24 Gifts/Grants/Bequests of Property: Amended to reserve the School Board's right to not accept gifts, grants or bequests and to reorganize the acceptable conditions for gifts, grants, and bequests into bullet form for ease of reading
4. Policy 3-26 Investments: Revised to remove statutory language in the legal reference and combine the language of the policy into one paragraph
5. Policy 3-27 Borrowing: Amended to remove statutory language in the legal reference and make scrivener's changes

10. Action:

- A. Personnel Report: Ms. Riggs made a motion, seconded by Ms. Hughes, that the School Board approve the appointments and accept the resignations, retirements and other employment actions as listed on the Personnel Report dated January 14, 2020. Without discussion, the motion passed unanimously. There were no administrative appointments recommended.
- B. School Counseling Program (K-12): Comprehensive Evaluation – Personal and Social Development Component Recommendations: Ms. Riggs made a motion, seconded by Ms. Anderson, that the School Board approve recommendations as proposed in response to the 2018-19 comprehensive evaluation of the personal and social development component of the School Counseling Program (K-12). Prior to a vote, Ms. Owens inquired about the availability of age appropriate safety curriculum that addresses social and emotional aspects. Noting the inquiry is outside the context of the evaluation, Superintendent Spence agreed to get back to the School Board on the topic at another time. The motion passed unanimously, and recommendations were approved as follows:
- Recommendation #1: Continue the school counseling program with modifications noted in recommendations 2 through 5. (*Responsible Group: Department of Teaching and Learning*)
 - Recommendation #2: Modify the personal and social development component of the school counseling program for high school students by assessing students' needs in this area and using the information to revisit the expectations and responsibilities of school counselors, along with related professional development opportunities to



support school counselors' work. (*Responsible Group: Department of Teaching and Learning*)

- Recommendation #3: Continue to ensure secondary students are supported through the academic and career planning process to develop their academic and career goals and plans. (*Responsible Group: Department of Teaching and Learning*)
- Recommendation #4: Continue to implement new strategies for school counselors to involve, engage, and communicate with parents. (*Responsible Group: Department of Teaching and Learning*)
- Recommendation #5: Conduct an evaluation update during 2019-2020 focused on the extent to which additional staffing allocations and programmatic efforts enable the school counseling program to meet students' needs as well as progress related to the year-three evaluation recommendations. (*Responsible Group: Office of Planning, Innovation, and Accountability – Office of Research and Evaluation*)

11. Information:

- A. Building Utilization Committee (BUC) Annual Report: Melisa A. Ingram, Demographer / GIS Manager, summarized the Building Utilization Committee's (BUC's) annual assessment of school attendance zones, student membership, housing trends, student membership projections, and building utilization as prescribed in School Board Policy 5-14. She then presented two recommendations proposed by the committee along with the timeline to adjust four elementary school attendance zones for the 2020-21 school year at Point O'View, Pembroke, Princess Anne, and Strawbridge to alleviate a potential impact to the capacity at Point O'View and Princess Anne related to future planned housing developments. It was noted the adjustment will not impact any students.
- B. Policy Review Committee (PRC) Recommendations: School Board Legal Counsel, Kamala H. Lannetti, Deputy City Attorney, presented an overview of the following Policy Review Committee (PRC) recommendations regarding review, amendment and repeal of certain policies reviewed by the committee at their December 12, 2019 meeting:
 1. Bylaw 1-25/Complaints Regarding Students or Employees: Amendment recommended to have the School Board Governance Committee review and make recommendations regarding complaints about School Board members. Ms. Manning suggested the Policy Review Committee (PRC) consider further revisions related to the limited authority of the School Board over individual School Board members. Ms. Lannetti offered specific scenarios as rationale for the amendment and the PRC reaffirmed their recommendation. Following further discussion, Ms. Manning agreed to bring forth an alternative in the form of a substitute motion when the Bylaw is returned for Action.
 2. Bylaw 1-28/Committees, Organizations and Boards – School Board member Assignments: Amendment recommended to delegate the School Board Chair to serve as the Chair of the Governance Committee and add School Board Legal Counsel to serve with the Superintendent as liaisons to the Committee
 3. Policy 3-14/Appointment/Income/Generally: Revision recommended to change the word "governing" to "appropriating" body to reflect that the School Board is an



elected governing body and no longer an appointed body, and to note that donations and other sources of income are set aside for school purposes

4. Policy 3-23/Sale/Exchange/Lease/Disposal of Property: Only scrivener's changes recommended
5. Policy 3-25/Trust Funds: Scrivener's and formatting changes recommended and the removal of statutory language in the legal reference
6. Policy 3-30/Purchasing and Procurement of Goods and Services: Amendment recommended for the Director of Purchasing to serve as the agent for the Division for everything except the Capital Improvement Program (CIP)
7. Policy 3-31/Competitive /Sealed Bidding/Awards: Only scrivener's changes recommended
8. Policy 3-35/Cooperative Procurement: Scrivener's and formatting changes recommended and amended to name the Director of Purchasing as the agent for the Division
9. Policy 4-15/Personnel Records: Scrivener's and formatting changes recommended along with the addition of Section E2 prohibiting the recommendation for employment of any employee, contractor who has been convicted of the sexual molestation of a child or for whom there is probable cause to believe that such employee or contractor has sexually molested a child pursuant to changes in state law that require such policies
10. Policy 4-66/Tutoring for Pay: Scrivener's changes recommended along with clarifications regarding when a teacher can tutor a student. Following School Board discussion related to coaching aspects, the PRC agreed to conduct a further review.
11. Policy 5-18/Attendance Records: Only scrivener's and formatting changes recommended
12. **Standing Committee Reports**: Respective School Board member representatives reported on meetings, activities and focus of the Sister Cities Association (Riggs), the Governance Committee (Anderson), Student Discipline Ad Hoc Committee (Melnyk), Planning and Performance Monitoring Committee (Weems), Special Education Advisory Committee (SEAC) (Weems), Community Advisory Committee for Gifted Education (Rye), and Policy Review Committee (Rye).
13. **Conclusion of Formal Meeting**: The formal meeting concluded at 7:29 p.m.
14. **Hearing of Citizens and Delegations on Non-Agenda Items**: The School Board heard comments from thirteen speakers on topics in the area of school safety, social media posts related to the Superintendent, Lacrosse, and suggested budget priorities.

The School Board recessed at 8:14 p.m. and reconvened in workshop format in School Board Chambers at 8:29 p.m.

15. **Workshop**:



- A. School Board Administrative Matters and Reports: The School Board discussed planning their annual retreat with all members indicating their availability to attend July 7-8, 2020. Possible locations being entertained by the Governance Committee included a school and the Tidewater Community College Student Center. School Board members were asked to submit suggested topics for the retreat to the School Board Clerk for discussion by the Governance Committee at their February 5 scheduled meeting.

Chairwoman Rye restated plans for the School Board to discuss meeting dates beyond June 30 at the January 28 workshop to include potentially reverting back to a schedule of meeting on the 1st and 3rd Tuesday of each month. Following School Board member discussion, the School Board Clerk was asked to provide comparative scenarios for review at the January 28 workshop. This portion of the workshop concluded at 8:40 p.m.

- B. Lacrosse: Donald E. Robertson, Jr., Ph.D., Chief Schools Officer, introduced Daniel F. Keever, Senior Executive Director of High Schools, who presented information and specific context regarding the concept of adding Lacrosse to the interscholastic sports program offered by the division. He noted while the most recent vote of principals taken during the December 10, 2019 Beach District Meeting was 10-1 with majority opposing a move forward with bringing Lacrosse on as an interscholastic activity at this time, there is a path forward to inclusion of the sport as one offered and sponsored in each high school. He reported division and Virginia High School League (VHSL) interscholastic competition information including an overview of the specific activity addition process developed by Beach District principals and financial impact estimates for adding the sport. Challenges of adding Lacrosse were explained, and a pathway forward was summarized. Mr. Keever was joined by Student Activity Coordinators and the Ocean Lakes High School Principal in responding to School Board member questions. Noting there are several budget issues, Superintendent Spence affirmed the topic will be taken up with the Planning and Performance Monitoring Committee in order to obtain direction prior to presentation of the Superintendent's Estimate of Needs.

The workshop concluded at 9:39 p.m.

16. **Closed Meeting**: Vice Chair Melnyk made a motion, seconded by Ms. Owens, that the School Board recess into a closed session pursuant to the exemptions from open meetings allowed by Section 2.2-3711, Part A, Paragraphs 1 and 7 of the *Code of Virginia*, 1950, as amended, for

- A. Personnel Matters: Discussion, consideration, or interviews of prospective candidates for employment; assignment, appointment, promotion, performance, demotion, salaries, disciplining, or resignation of specific public officers, appointees, or employees pursuant to Section 2.2-3711(A) (1); namely to discuss the performance of a specific administrator and the School Board's response; and
- B. Legal Matters: Consultation with legal counsel and briefings by staff members or consultants pertaining to actual or probable litigation, where such consultation or briefing in an open meeting would adversely affect the negotiating or litigating posture of the Board or consultation with legal counsel employed or retained by the Board



regarding specific legal matters requiring the provision of legal advice by such counsel pursuant to Section 2.2-3711(A) (7); namely to discuss School Board options for addressing a personnel matter of a specific administrator.

Without discussion, the motion passed unanimously, and the School Board recessed at 9:42 p.m. and reconvened in the Room 113 in closed session at 9:47 p.m.

Individuals present for discussion (all items): School Board members; School Board Legal Counsel Kamala H. Lannetti, Deputy City Attorney; and Dianne P. Alexander, Clerk of the School Board. Superintendent Spence attended briefly to respond to questions as needed, and departed at 9:51 p.m.

The School Board reconvened in an open meeting at 10:07 p.m.

Certification of Closed Meeting: Vice Chair Melnyk made a motion, seconded by Ms. Hughes, that the School Board certifies that to the best of each member's knowledge, only public business matters lawfully exempted from open meeting requirements by Virginia law were discussed in the closed meeting to which this certification applies, and only such public business matters as were identified in the motion by which the closed meeting was convened were heard, discussed, or considered. Without discussion, the motion passed unanimously.

17. *Vote on Remaining Action Items:* None

18. *Adjournment:* There being no further business before the School Board, Chairwoman Rye adjourned the meeting at 10:08 p.m.

Respectfully submitted:

Dianne P. Alexander, Clerk of the School Board

Approved:

Carolyn T. Rye, School Board Chair



Subject: Resolution: African American History Month **Item Number:** 12A1

Section: Consent **Date:** January 28, 2020

Senior Staff: Kipp D. Rogers, Ph.D., Chief Academic Officer

Prepared by: LaQuiche R. Parrott, Ed.D., Director, Opportunity and Achievement

Presenter(s): LaQuiche R. Parrott, Ed.D., Director, Opportunity and Achievement

Recommendation:

That the School Board approve a resolution recognizing African American History Month.

Background Summary:

This national observance had its origin in 1915, when historian and author Dr. Carter G. Woodson founded the Association for the Study of Negro Life and History, currently known as the Association for the Study of African American Life and History (ASALH). He selected February for several reasons, in that this month has an enormous significance in African American history. First it is in celebration of two historical figures who had a great impact on the African American population. The first Negro History Week took place during the week that included the birthdays of Abraham Lincoln and Frederick Douglass. Other noteworthy persons or events whereby the month of February is significant are: the birthday of W.E.B. Dubois, Civil Rights leader and co-founder of the National Association for the Advancement of Colored People (NAACP); the passage of the 15th Amendment to the United States Constitution which gave African Americans the right to vote; the first African American senator Hiram R. Revels took office; and the NAACP was founded.

In 1975, President Ford issued a message on the observance of Black History Week urging all Americans to “recognize the important contribution made to our nation’s life and culture by Black citizens.” In 1976, this commemoration of black history in the United States was expanded to Black History Month, also known as African American History Month. In subsequent years, presidents have proclaimed February to honor African American History Month.

Source:

Public Law 99-244

Budget Impact:

None

**Resolution for African American History Month
February 2020**

WHEREAS, one of our nation's greatest strengths is its vast diversity which enables Americans to see the world from many viewpoints; and

WHEREAS, African Americans have forged a proud legacy that reflects the spirit of our nation and community; and

WHEREAS, it is imperative for the good of our nation that schools continue to build awareness and understanding of the contributions made by African Americans that acknowledges their struggles for freedom and equality and the understanding of our Nation's history; and

WHEREAS, 2020 marks the 150th anniversary of the Fifteenth Amendment (1870) which gave the right of black men to vote following the Civil War; through the study of the contributions of African Americans, students will encounter role models whose commitments and achievements embody the American spirit and ideals; and

WHEREAS, the School Board of the City of Virginia Beach, through its core values, emphasizes the importance of multicultural diversity education within our school division;

NOW, THEREFORE, BE IT

RESOLVED: That the School Board of the City of Virginia Beach officially recognizes the month of February 2020 as African American History Month and its 2020 theme: "African Americans and the Vote"; and be it

FURTHER RESOLVED: That the School Board of the City of Virginia Beach encourages all citizens to support and participate in the various school activities during African American History Month; and be it

FURTHER RESOLVED: That a copy of this resolution be spread across the official minutes of this Board.

Adopted by the School Board of the City of Virginia Beach this 28th day of January, 2020

Carolyn T. Rye, School Board Chair

S E A L

Aaron C. Spence, Superintendent

Attest:

Dianne P. Alexander, Clerk of the Board



Subject: Resolution: National School Counseling Week **Item Number:** 12A2

Section: Consent **Date:** January 28, 2020

Senior Staff: Kipp D. Rogers, Ph.D., Chief Academic Officer, Department of Teaching and Learning

Prepared by: Alveta J. Green, Ed.D., Executive Director, Office of Student Support Services

Presenter(s): Alveta J. Green, Ed.D., Executive Director, Office of Student Support Services

Recommendation:

That the School Board approve a resolution recognizing February 3-7, 2020, as National School Counseling Week.

Background Summary:

National School Counseling Week, sponsored by the American School Counselor Association (ASCA), is celebrated from February 3-7, 2020, to focus public attention on the unique contribution of school counselors within U.S. school systems and in Virginia Beach City Public Schools. National School Counseling Week highlights the tremendous impact school counselors can have in helping students plan for a career.

This special week provides recognition for school counselors as a vital part of the educational process for all students as they meet the challenges of the 21st century. School counselors focus on positive ways to enhance students' academic, career, and social/personal development; and they work with parents, teachers, and other educators to provide an educational system where students can realize their potential and set healthy, realistic, and optimistic expectations for themselves. Their ultimate goal is to enable all students to achieve success in school and to become responsible and productive members of society. Professional school counselors are certified, expertise educators with a master's degree in school and counseling. The combination of their training and experience make them an integral part of the total instructional program.

Source:

American School Counselor Association

Budget Impact:

N/A

**Resolution for National School Counseling Week
February 3-7, 2020**

WHEREAS, Virginia Beach City Public Schools school counselors are employed to help students reach their full potential; and

WHEREAS, Virginia Beach City Public Schools school counselors are actively committed to helping students explore their abilities, strengths, interests, and talents as these traits relate to career awareness and development; and

WHEREAS, Virginia Beach City Public Schools school counselors help parents focus on ways to further the educational, personal, and social growth of their children; and

WHEREAS, Virginia Beach City Public Schools school counselors work with teachers and other educators to help students explore their potential and set realistic goals for themselves; and

WHEREAS, Virginia Beach City Public Schools school counselors seek to identify and utilize community resources that can enhance and complement comprehensive school counseling programs and help students become productive members of society; and

WHEREAS, comprehensive developmental school counseling programs are considered an integral part of the educational process that enables all students to achieve success in school and life;

NOW, THEREFORE, BE IT

RESOLVED: That the School Board of the City of Virginia Beach recognize the first full week of February 2020 as National School Counseling Week in Virginia Beach City Public Schools; and be it

FURTHER RESOLVED: That a copy of this resolution be spread across the official minutes of this Board.

Adopted by the School Board of the City of Virginia Beach this 28th day of January, 2020

Carolyn T. Rye, School Board Chair

S E A L

Aaron C. Spence, Superintendent

Attest:

Dianne P. Alexander, Clerk of the Board



Subject: Resolution: Career and Technical Education Month **Item Number:** 12A3

Section: Consent **Date:** January 28, 2020

Senior Staff: Kipp D. Rogers, Ph.D., Chief Academic Officer

Prepared by: Matthew D. Delaney, Executive Director, Secondary Teaching and Learning

Sara L. Lockett, Ed.D., Director, Technical and Career Education

Presenter(s) : Matthew D. Delaney, Executive Director, Secondary Teaching and Learning

Recommendation:

That the School Board approve a resolution recognizing February 2020 as Career and Technical Education Month.

Background Summary:

Career and technical education or CTE is education that directly prepares students for high-wage, high-demand careers. CTE covers many different fields, including health care, information technology, advanced manufacturing, hospitality and management and many more career clusters. CTE also encompasses many different types of education, from classroom learning to certification programs to work-based learning opportunities outside the classroom.

Career and Technical Education Month® or CTE Month® is a public awareness campaign that takes place each February to celebrate the value of CTE and the achievements and accomplishments of CTE programs across the country.

Source:

Association of Career and Technical Education (ACTE) <https://www.acteonline.org/why-cte/cte-awareness/cte-month>.

Budget Impact:

N/A

**Resolution for Career and Technical Education Month
February 2020**

WHEREAS, profound economic and technological changes globally have a direct impact on the structure and nature of work, thereby placing new and additional responsibilities on our educational system; and

WHEREAS, Career and Technical Education, which provides students with a career pathway for postsecondary education and workplace readiness, is the foundation of a strong, well-educated workforce which fosters productivity and innovation in business and industry and contributes to Virginia's leadership in the international marketplace; and

WHEREAS, Career and Technical Education gives students experience in practical, meaningful application of basic skills such as reading, writing and mathematics, thus improving the quality of their education, motivating all students to achieve at high levels, and giving all students leadership opportunities in their communities; and

WHEREAS, Career and Technical Education offers individuals lifelong opportunities to learn new skills that provide them with career choices, expanded earning potential and job satisfaction; and

WHEREAS, the ever-increasing cooperative efforts between Career and Technical educators, Career and Technical Education administrators and business and industry representatives stimulate the growth and vitality of our Commonwealth's economy by preparing students for careers in high demand, high wage and highly technological skilled work in a global economy;

NOW, THEREFORE, BE IT

RESOLVED: That the School Board of the City of Virginia Beach officially recognizes the month of February 2020 as Career and Technical Education Month in Virginia Beach City Public Schools; and be it

FURTHER RESOLVED: That a copy of this resolution be spread across the official minutes of this Board.

Adopted by the School Board of the City of Virginia Beach this 28th day of January, 2020

Carolyn T. Rye, School Board Chair

S E A L

Aaron C. Spence, Superintendent

Attest:

Dianne P. Alexander, Clerk of the Board



Plaza Middle School Locker Replacement

Subject: Recommendation of General Contractor **Item Number:** 12B

Section: Consent **Date:** January 28, 2020

Senior Staff: Mr. Jack Freeman, Chief Operations Officer, School Division Services

Prepared by: Mr. Anthony L. Arnold, P.E., Executive Director, Facilities Services

Presenter(s): Mr. Anthony L. Arnold, P.E., Executive Director, Facilities Services

Recommendation:

That the School Board adopt a motion authorizing the Superintendent to execute a contract with Contracting Solutions, Inc. for Plaza Middle School Locker Replacement in the amount of \$404,532.

Background Summary:

Project Architect:	HBA Architecture & Interior Design, Inc.
Contractor:	Contracting Solutions, Inc.
Contract Amount:	\$404,532
Construction Budget:	\$475,000
Number of Responsive Bidders:	3
Average Bid Amount:	\$448,158
High Bid:	\$469,995

Source:

Budget Impact:

CIP 1-182



Subject: Policy Review Committee Recommendations Item Number: 12C1-8

Section: Consent Date: January 28, 2020

Senior Staff: Marc A. Bergin, Ed.D., Chief of Staff

Prepared by: Kamala Lannetti, Deputy City Attorney; John Sutton, III, Coordinator, Policy and Constituent Services

Presenter(s): School Board Legal Counsel, Kamala Lannetti, Deputy City Attorney

Recommendation:

That the School Board review Policy Review Committee recommendations regarding review, amendment, and repeal of certain policies as reviewed by the committee at their December 12, 2019 meeting and presented for Information to the School Board January 14, 2020.

Background Summary:

Policy 3-14/Appointment/Income/Generally

The PRC recommends amending Policy 3-14 to change the word "governing" to "appropriating" body to reflect that the School Board is an elected governing body and no longer an appointed body and also amending the Policy to note that donations and other sources of income are set aside for school purposes.

Policy 3-23/Sale/Exchange/Lease/Disposal of Property

The PRC recommends only scrivener's changes.

Policy 3-25/Trust Funds

The PRC recommends only scrivener's and formatting changes and removal of statutory language in the legal reference.

Policy 3-30/Purchasing and Procurement of Goods and Services

The PRC recommends that the Director of Purchasing serve as the agent for the Division for everything except Capital Improvement Program (CIP)

Policy 3-31/Cooperative Procurement

The PRC recommends scrivener's and formatting changes and naming the Director of Purchasing as the agent for the Division.

Policy 3-35/Competitive/Sealed Bidding/Awards

The PRC recommends scrivener's changes.

Policy 4-15/Personnel Records

The PRC recommends scrivener's and formatting changes and the addition of Section E 2 prohibiting the recommendation for employment of any employee, contractor who has been convicted of the sexual molestation of a child or for whom there is probable to believe that such employee or contractor has sexually molested a child. Addition of this subsection was recommended due to changes in state law that require such policies.

Policy 5-18/Attendance Records

The PRC recommends only scrivener's and formatting changes.

Source:

Code of Virginia, 1950, as amended, §22.1-253.12:7 School Board Policies.
Policy Review Committee Meeting of December 12, 2019

Budget Impact: None.

BUSINESS AND NONINSTRUCTIONAL OPERATIONS

School Board FundsIncome/Generally

Receipts include such monies as are defined in the legal reference to this Policy. Such funds include monies derived from state and federal appropriations, ~~and~~ local appropriations granted by the ~~appropriatinggoverning~~ body, donations or the income arising therefrom, and any other funds that may be set apart for public school purposes.

Legal Reference

Code of Virginia § 22.1-88, as amended. Of what school funds to consist.

Code of Virginia § 22.1-116, as amended. How and by whom funds for school division kept and disbursed.

Adopted by School Board: February 16, 1993
Scrivener's Amendments: September 11, 2014

Amended by School Board: 2020

BUSINESS AND NON-INSTRUCTIONAL OPERATIONS

Sale/Exchange/Lease/Disposal of Property

A. Generally

The sale of school property must be for the benefit of the School Division and consistent with good business principles. The School Board does not have the power to make a gift of school property.

No School Board ~~m~~Member, employee, or any spouse or relative residing in the same household as any School Board ~~M~~member or employee may accept, bid or benefit from the disposal of any surplus property.

B. Personal Property

The Superintendent shall be authorized by the School Board to sell or exchange personal property not exceeding five thousand dollars (\$5,000.00) in value. The Superintendent shall make every effort to ensure receiving the best possible price.

Surplus vehicles are to be sold at public auction or by sealed bids. Use of public auctions by electronic means is permissible.

C. Real Property

The sale or exchange of real property shall be in accordance with applicable law.

D. Lease of Property

The leasing of real and personal property shall be in accordance with applicable law.

E. Disposal of Surplus Personal Property

1. Personal property may be disposed of when it has been determined to be surplus, reported to the Superintendent, or designee, and approved in accordance with subsection B by the Superintendent (personal property valued at \$5,000 or less) or the School Board (personal property valued at more than \$5,000).
2. The following are examples of methods of disposal that may be used after approval:
 - a. Trade-in value on the purchase of other items
 - b. Repair and redistribution
 - c. Transfer to city agencies
 - d. Sale to other school divisions
 - e. Sale by competitive bids or public auction. Use of public auctions by electronic means is permissible.
 - f. Sale of items through a third-party service for a fair market value.

- g. ~~Repurpose.Cannibalization~~
- h. Dispose of as scrap.
- i. Donation to an affiliated group for public purposes.

F. Donation of Obsolete Educational Technology

The School Board authorizes the Superintendent or designee to donate obsolete educational technology hardware and software being replaced pursuant to Virginia Code § 22.1-199.1 (B)(4). Such donations must be made in accordance with applicable law.

G. Trade-in of Non-Surplus Personal Property

The Superintendent or designee shall be authorized by the School Board to trade-in non-surplus personal property on the purchase of new property/equipment provided that the trade-in value of the item(s) is \$50,000 or less. The Superintendent shall make every effort to ensure that the School Division receives the best possible trade-in value for the property.

Legal Reference

Code of Virginia § 22.1-129, as amended. Surplus real property; sale, exchange or lease of real and personal property.

Code of Virginia §22.1-129.1, as amended. Transfer of assistive technology devices.

Code of Virginia § 22.1-199.1, as amended. Programs designed to promote educational opportunities.

~~Virginia Board of Education Regulations. 23VAC10-210-691, as amended. Governments; Sales by.~~

Adopted by School Board: July 21, 1970
Amended by School Board: November 21, 1978
Amended by School Board: August 21, 1990
Amended by School Board: July 16, 1991
Amended by School Board: February 16, 1993
Amended by School Board: January 6, 1998
Amended by School Board: August 2, 2000
Amended by School Board: May 20, 2003
Amended by School Board: April 18, 2017

Amended by School Board: 2020

BUSINESS AND NONINSTRUCTIONAL OPERATIONS

Trust Funds

Funds or other property held by trustees for purposes of education in the ~~is~~ School Division shall be periodically reviewed by the ~~s~~School B~~o~~ard as mandated in the legal reference to this ~~P~~o~~l~~i~~c~~y.

Legal Reference

Code of Virginia, ~~§ 22.1-111, as amended.~~ Trust funds.

~~In cases where funds or other property are held by trustees for purposes of public school education, a school board shall have the power and duty to examine into the manner in which such trusts are administered. All such trustees shall render reports to the school board whenever called on and afford every facility needed by the school board to obtain a full understanding of all the points connected with such administration. If such examination reveals any defect or irregularity in the administration of such trust funds or other property, it shall be the duty of the school board to institute prompt proceedings for carrying the matter before the courts. In cases where donations or other funds have been set apart for the education of the poor, a school board is authorized to receive and apply the same in connection with the public schools in obedience to the will of the donor. Nothing in this section shall be construed to apply to the twenty-fifth clause of the will of Samuel Miller, deceased, or in anywise to affect or impair any rights or interests whatsoever, either public or private, arising under such clause. (1980)~~

Adopted by School Board: February 16, 1993

Amended by School Board: 2020

BUSINESS AND NONINSTRUCTIONAL OPERATIONS

Purchasing and Procurement of Goods and Services

A. Generally

Purchases and procurement of goods and services from nongovernmental sources, whether consideration is monetary or nonmonetary, made by and for the School Board ~~of the City of Virginia Beach~~ shall be initiated, processed and accomplished as mandated by the legal references to this ~~P~~policy.

B. Procurement Officer

~~The superintendent shall authorize The Director of Purchasing a member of the administrative staff to serve shall serve as the purchasing agent for the Division for everything except Capital Improvement Program (CIP) construction projects. procurement officer for the division. The procurement officer shall serve as the liaison person representing the board's interests in dealings with the city's director of procurement.~~

Editor's Note

~~For procedures see the School division's Division's "Purchasing Procedures Handbook."
See School Board Policy 3-32 for small purchases, emergency purchases and sole source purchases.~~

Legal Reference

~~Virginia Public Procurement Act, Code of Virginia Code~~ § 2.2-4300, *et seq.*, as amended. Virginia Public Procurement Act.

Related Links

School Board [Policy 3-32](#)

Adopted by School Board: April 21, 1970

Amended by School Board: November 21, 1978

Amended by School Board: August 21, 1990

Amended by School Board: July 16, 1991

Amended by School Board: February 16, 1993

Amended by School Board: April 4, 2000

Amended by School Board: August 2, 2000

Amended by School Board: September 3, 2002

Amended by School Board: 2020

BUSINESS AND NONINSTRUCTIONAL OPERATIONS

Purchasing: Cooperative Procurement

A. Generally

To conserve financial resources and staff time it is the desire of the School Board to join in cooperative procurement with other public bodies as authorized by ~~law Virginia Code § 2.2-4304,~~
~~as amended.~~

B. Staff Liaisons

As designated by the Superintendent, the Director of Purchasing shall direct staff to serve as liaisons for the purposes of sponsoring, conducting and administering such cooperative procurement arrangements. All purchases from cooperative contracts must be approved by the Director of Purchasing.

Legal Reference

~~Code of Virginia Code § 2.2-4304, as amended.~~ Cooperative procurement.

Adopted by School Board: February 16, 1993

Amended by School Board: September 3, 2002

Amended by School Board: September 16, 2014

Amended by School Board: 2020

BUSINESS AND NONINSTRUCTIONAL OPERATIONS

Competitive Sealed Bidding/Awards

A. Generally

Competitive sealed bidding procedures and the awarding of contracts shall be accomplished as mandated in the legal references to this ~~Pp~~olicy and ~~Pp~~olicy 3-30. Best value concepts may be considered when procuring goods and nonprofessional services as long as the criteria, factors, and basis for consideration of best value and the process for the consideration of best value shall be as stated in the Invitation to Bid. Best value concepts may not be used when procuring construction or professional services.

B. Bids

1. Every item in the budget which lends itself to bidding in order to obtain a better purchase arrangement should be put out for competitive bidding.
2. Most items shall be purchased in response to specifications.
3. Specifications shall be designed to ensure the quality of the product desired and free competition so as to permit the lowest possible purchase price.
4. No bid shall be accepted which does not conform to the specifications furnished.
5. All bids required by the School Board shall be opened in the presence of the Superintendent Director of Purchasing or a designee.

C. Awards

1. Awards normally will be made to the lowest responsible bidder meeting the specifications if service and quality are considered to be equal to that offered by other bidders. When the term and condition of multiple awards are so provided in the Invitation to Bid, awards may be made to more than one bidder.
2. The right is reserved, however, to make the award to other than the low bidder when it is in the best interest of the Sschool Deivision.
3. The right is reserved to waive any and all formalities and to reject any and all bids.
4. The Superintendent-Director of Purchasing may award contracts to bidders on budgeted items based upon the following criteria: lowest bid meeting specifications, quality, reliability of bidder, service, delivery time, past experience and recommendations of the purchaser.
5. On all items requiring bids by the School Board, by law or by regulations of the Virginia Board of Education, the School Board or its agent, as authorized pursuant to the terms of the Virginia Public Procurement Act ~~Va. Code § 2.2-4300 et seq.~~, shall make the final decision after careful examination of the above criteria and the recommendations of the Superintendent or designee.

Legal Reference

~~Virginia Public Procurement Act, Code of~~ Virginia Code § 2.2-4300, as amended. Virginia Public Procurement Act,

Related Links

School Board [Policy 3-30](#)

Adopted by School Board: February 16, 1993

Amended by School Board: August 2, 2000

Amended by School Board: September 3, 2002

[Amended by School Board: 2020](#)

PERSONNEL

Personnel Records

A. Confidentiality of Files

The School Board will generally protect the confidentiality of personnel files, personnel references, academic credits and other similar documents, but reserves the right to release such information in accordance with law and written School Board policy or regulation.

In the event that an employee or former employee engages in conduct which becomes the subject of public concern as reported in the news media, or such person otherwise discloses matters related to his/her employment to the news media, the School Board authorizes the Superintendent or designee to disclose accurate and relevant information regarding such person's actions and employment.

B. Definition of Personnel Files

"Personnel file" means, for the purposes of this Policy, any and all memoranda, entries or other documents included in the employee's file as maintained in the central school administration office or in any file on the employee maintained within a school in which the employee serves. The term "official personnel file" shall only pertain to that personnel file maintained by the Department of Human Resources.

C. Contents of Files

1. The official personnel file of an active employee should include the following:
 - Original application or resume resulting in employment;
 - Employment Agreements;
 - Evaluations, Observations, and Assessments including rebuttal information submitted by the employee;
 - Correspondence to include letters of reprimand/commendation, transfer/promotion requests, academic leave & military leave orders;
 - Performance Improvement Plans;
 - Contract information;
 - Change of name or address;
 - Certification/licensure information;
 - DMV transcripts;
 - Salary supplement or stipend information;
 - Handbook and policy acknowledgements;
 - Sick leave bank membership

Except for the documents identified above, only material deemed relevant to the employment status shall be added to the official personnel file.

2. The following are not part of the official personnel file, but will be maintained in separate; confidential files:
 - Immigration (I-9) forms;
 - Documents in the grievance process;

- Discrimination, EEOC, and employee relations investigation case files;
- Records of arrests, convictions, background investigations, or security clearance information;
- Recruitment and selection records;
- Letters of recommendation for employment and/or references on applicants;
- Medical records, including ADA accommodation requests and Short-term and Long-term disability claims;
- Drug and Alcohol test results;
- Information regarding Workers' Compensation claims and Accident Investigations;
- Copies of state and federal withholding forms (housed in the Payroll Office);
- Benefits enrollment forms (housed in the Consolidated Benefits Office);
- Exit interviews;
- Unemployment Compensation material.

D. Access to File

1. Access by the Employee

a. When or how to review. An employee may review the contents of his/her personnel file during regular office hours and at the convenience of the employee charged with the safe-keeping of the records or may review by mail if the ~~employee~~person makes a written request with proper identification that the School Division has reasonable assurance to be accurate.

b. Charges. A reasonable charge may be imposed if copies must be made and/or delivered to the requestor.

c. Persons accompanying reviewer. An ~~e~~Employees reviewing the files in person may be accompanied by a another person of his/her choosing.

d. Challenging accuracy of records. If the employee gives notice that he/she wishes to challenge, correct or explain information in his/her personnel records, the School Division will investigate the concern and document the current status of the information.

1) If the information is found to be incomplete, inaccurate, not pertinent, not timely, or not necessary to be retained, it will be corrected or purged from the records.

2) The School Division retains the authority to determine what information is necessary and pertinent to be included in personnel files subject to the employee's right to appeal that decision in accordance with this Policy.

3) The employee may not use this procedure to appeal: test scores; decisions to hire; promote; demote; non-renew; dismiss; or otherwise discipline an employee; evaluations or observations where discretion was fairly exercised by the person conducting such evaluations or observations; wages or benefits; work assignments; or other matters subject to grievance procedures.

4) The School Division reserves the right to maintain records removed from personnel files in confidential files for the purpose of demonstrating compliance with this Policy or applicable law or regulation. If material is removed from a personnel file, the School Division will furnish past recipients of information from these records with notification that the items has been purged or

corrected. The School Division will make reasonable efforts to confirm that such notification was received.

5) If the School Division's investigation of the employee's complaint, does not resolve the dispute, the employee's may file a statement of not more than 200 words setting forth his/her position. Such statement will be attached to the disputed record and will be provided to any past recipients of the disputed record. Review and challenge of personnel files will be done in accordance with applicable law or regulation, as amended.

2. Access by Other Persons

~~1-~~ a. **Access with permission of the Employee**

Upon written permission by the employee, other persons shall be permitted to review the employee's personnel file. A new authorization shall be required for each review.

~~2-~~ b. **Access ~~w~~Without ~~c~~Consent of the Employee**

The following persons may review an employee's personnel file without the consent of the employee:

- 1) Administrators and supervisors who have line responsibility over the employee.
- 2) School Board Members, when acting as a whole or through Committees, Members of the School Board when the School Board is in session and review is necessary for a pending matter ~~pending before the School Board~~.
- 3) A person with a court order, valid subpoena; or
- 4) Other persons authorized by federal or state law or regulation.

E. **Disclosure of Employment-Related Information to Specific Current or Specific Prospective Employers**

1. In response to an inquiry made by a specific current or specific prospective employer, the Superintendent or his designee may provide accurate information concerning the professional conduct, job performance, and/or reasons for separation or discipline of a current or former employee. At the Superintendent's or his designee's discretion, the information will be released in accordance with regulations developed by the Superintendent and may be limited to: 1) whether the employee is eligible for rehire; 2) whether the employee was terminated, resigned, or retired; or 3) whether the employee left for personal reasons. A current or former employee's entire personnel record may be released to a specific current or specific prospective employer upon receipt from the employee of a signed Release of Information form.

2. School Board employees are prohibited from providing a recommendation of employment for any employee, contractor, or agent if it is known, or there is probable cause to believe, that such school employee, contractor, or agent engaged in sexual misconduct regarding a minor or adult student in violation of the law.

Editor's Note

For Disclosure of personal information upon resignation, see Policy 4-16.

Legal Reference:

Code of Virginia §2.2-3700 et seq., as amended. The Virginia Freedom of Information Act.

Code of Virginia §2.2-3800 et seq., as amended. The Government Data Collection and Dissemination Practices Act.

Code of Virginia § 8.01-46.1 as amended. Disclosure of employment-related information; presumptions; causes of action; definitions.

Code of Virginia § 22.1-79.8, as amended. Policies regarding job assistance for certain persons.

Related Links

School Board [Policy 4-16](#)

Adopted by School Board: July 13, 1993 (Effective August 14, 1993)

Amended by School Board: April 17, 2001

Amended by School Board: August 2, 2016

Amended by School Board: January XX, 2020

STUDENTS

Attendance Records

A centralized pupil accounting system shall be instituted in accordance with all applicable federal and state law or regulation~~Virginia Board of Education Regulations "Governing Pupil Accounting Records"~~ for the purpose of proper pupil accounting in the instructional program, for school administration, and for the distribution of major state school funds.

Editor's Note

~~Virginia Board of Education Regulations "Governing Pupil Accounting Records" specifies that local school boards may, with the approval of the Virginia Department of Education, substitute a centralized pupil accounting system in lieu of using teachers' registers. Such approval was granted the School Board of the City of Virginia Beach on May 1, 1991.~~

Legal Reference:

Virginia Board of Education Regulations, 8VAC20-110, et seq.; as amended "Governing Pupil Accounting Records" ~~(January 1991)~~.

Adopted by School Board: May 1, 1991

Amended by School Board: June 15, 1993 (Effective August 14, 1993)

Amended by School Board: 2020



Subject: Personnel Report **Item Number:** 13A

Section: Action **Date:** January 28, 2020

Senior Staff: Mr. John A. Mirra, Chief Human Resources Officer

Prepared by: John A. Mirra

Presenter(s): Aaron C. Spence, Ed.D., Superintendent

Recommendation:

That the Superintendent recommends the approval of the appointments and the acceptance of the resignations, retirements and other employment actions as listed on the January 28, 2020, personnel report.

Background Summary:

List of appointments, resignations and retirements for all personnel

Source:

School Board Policy #4-11, Appointment

Budget Impact:

Appropriate funding and allocations

Scale	Class	Location	Effective	Employee Name	Position/Reason	College	Previous Employer
Assigned to Unified Salary Scale	Appointments - Elementary School	College Park	1/19/2020	Agrina Barnes	Cafeteria Assistant, 4.0 Hours	Not Applicable	Not Applicable
Assigned to Unified Salary Scale	Appointments - Elementary School	Green Run	1/9/2020	Dallas Carter	Physical Education Assistant, .500	Not Applicable	Not Applicable
Assigned to Unified Salary Scale	Appointments - Elementary School	Hermitage	1/16/2020	Chante A Robinson	Cafeteria Assistant, 4.0 Hours	Not Applicable	Not Applicable
Assigned to Unified Salary Scale	Appointments - Elementary School	Landstown	1/10/2020	Alexandra G Hall	Physical Education Assistant, .500	Thiel College, PA	Not Applicable
Assigned to Unified Salary Scale	Appointments - Elementary School	Point O'View	1/16/2020	Alexandria D Clark	Kindergarten Assistant	Old Dominion University, VA	Not Applicable
Assigned to Unified Salary Scale	Appointments - Elementary School	Point O'View	1/16/2020	Candace A Elliott	Physical Education Assistant	Not Applicable	Not Applicable
Assigned to Unified Salary Scale	Appointments - Elementary School	Providence	1/9/2020	Emma L Scholl	Physical Education Assistant	Virginia Commonwealth Univ, VA	Not Applicable
Assigned to Unified Salary Scale	Appointments - Elementary School	Providence	1/9/2020	Tenelle Williams	Pre-Kindergarten Teacher Assistant	Not Applicable	Not Applicable
Assigned to Unified Salary Scale	Appointments - Elementary School	Tallwood	1/2/2020	Jennifer J White	Physical Education Assistant, .500	Univ of Maryland Univ College, MD	Not Applicable
Assigned to Unified Salary Scale	Appointments - Elementary School	Thoroughgood	1/16/2020	Angela Doolittle	Security Assistant, .500	Not Applicable	Not Applicable
Assigned to Unified Salary Scale	Appointments - Elementary School	Three Oaks	1/16/2020	Airion D Pritchard	Custodian I	Not Applicable	Not Applicable
Assigned to Unified Salary Scale	Appointments - Elementary School	Woodstock	1/8/2020	Wanda S Eller	Custodian I	Not Applicable	Not Applicable
Assigned to Unified Salary Scale	Appointments - Middle School	Corporate Landing	1/16/2020	Darlene M Patterson	Custodian I	Not Applicable	Not Applicable
Assigned to Unified Salary Scale	Appointments - Middle School	Great Neck	1/9/2020	Carlton E Griffin	Custodian I	Not Applicable	Not Applicable
Assigned to Unified Salary Scale	Appointments - Middle School	Independence	1/9/2020	Niesha L Kovalak	Special Education Assistant	Not Applicable	Not Applicable
Assigned to Unified Salary Scale	Appointments - Middle School	Old Donation School	1/16/2020	Kimberly G Young	Clinic Assistant	Not Applicable	Not Applicable
Assigned to Unified Salary Scale	Appointments - Middle School	Plaza	1/16/2020	James A Leary	Security Assistant	Not Applicable	Not Applicable
Assigned to Unified Salary Scale	Appointments - Middle School	Salem	1/16/2020	Mary Ann J Barham	Custodian I	Not Applicable	Not Applicable
Assigned to Unified Salary Scale	Appointments - High School	Cox	1/16/2020	Gabriel Harrington	Special Education Assistant	Not Applicable	Not Applicable
Assigned to Unified Salary Scale	Appointments - High School	Cox	1/16/2020	Melissa Hartley	School Office Associate II	Not Applicable	Not Applicable
Assigned to Unified Salary Scale	Appointments - High School	First Colonial	1/13/2020	Tyree L Griffin	Custodian I	Not Applicable	Not Applicable
Assigned to Unified Salary Scale	Appointments - High School	Green Run	1/9/2020	Genifer M Schwartz	Cafeteria Assistant, 5.0 Hours	Not Applicable	Not Applicable
Assigned to Unified Salary Scale	Appointments - High School	Kellam	1/13/2020	Chrisondra D James	Cafeteria Assistant, 5.0 Hours	Not Applicable	Not Applicable
Assigned to Unified Salary Scale	Appointments - High School	Kellam	1/19/2020	Ma Medelina M Gulaman	Custodian I	Not Applicable	Not Applicable
Assigned to Unified Salary Scale	Appointments - High School	Ocean Lakes	1/16/2020	Roberta K Affonso	Cafeteria Assistant, 5.0 Hours	Not Applicable	Not Applicable
Assigned to Unified Salary Scale	Appointments - Miscellaneous	Department of Technology	1/9/2020	David C Darrow Jr	Network Technician I	Tidewater Community College, VA	Chuck E. Cheese Entertainment, VA
Assigned to Unified Salary Scale	Appointments - Miscellaneous	Department of Technology	1/9/2020	Maxwell Sarosdy	Network Technician I	Not Applicable	Media Star Promotions, VA
Assigned to Unified Salary Scale	Appointments - Miscellaneous	Office of Consolidated Benefits	1/16/2020	Robin L Moore-Hall	Benefits Assistant	Not Applicable	City of Virginia Beach, VA
Assigned to Unified Salary Scale	Appointments - Miscellaneous	Office of Custodial Services	1/16/2020	Rico Y Reuyan	Custodian II	Not Applicable	Not Applicable
Assigned to Unified Salary Scale	Appointments - Miscellaneous	Office of Safety and Loss Control	1/16/2020	Donna A Johannesen	Administrative Office Associate II	Not Applicable	Not Applicable
Assigned to Unified Salary Scale	Appointments - Miscellaneous	Office of Transportation and Fleet Management Services	1/2/2020	Ana Lataladi	Bus Driver - Special Ed, 6.5 Hours	Not Applicable	Not Applicable
Assigned to Unified Salary Scale	Appointments - Miscellaneous	Office of Transportation and Fleet Management Services	1/8/2020	Melissa Kidd	Bus Driver, 7.0 Hours	Not Applicable	Chesapeake PS, VA
Assigned to Unified Salary Scale	Appointments - Miscellaneous	Office of Transportation and Fleet Management Services	1/9/2020	Brandon P Gazzanigo	Fleet Technician II	Not Applicable	Not Applicable
Assigned to Unified Salary Scale	Appointments - Miscellaneous	Office of Transportation and Fleet Management Services	1/10/2020	Kenneth J Hannahs	Fleet Technician II	Not Applicable	Not Applicable
Assigned to Unified Salary Scale	Appointments - Miscellaneous	Office of Transportation and Fleet Management Services	1/14/2020	Danielle Ward	Administrative Office Associate II	Not Applicable	Not Applicable
Assigned to Unified Salary Scale	Appointments - Miscellaneous	Office of Transportation and Fleet Management Services	1/15/2020	Randall H Browning	Bus Driver, 6.5 Hours	Not Applicable	Not Applicable
Assigned to Unified Salary Scale	Appointments - Miscellaneous	Office of Transportation and Fleet Management Services	1/15/2020	Mary E Reigel	Bus Driver - Special Ed, 5.5 Hours	Not Applicable	Not Applicable
Assigned to Unified Salary Scale	Appointments - Miscellaneous	Office of Transportation and Fleet Management Services	1/15/2020	Steven M Sellers	Bus Driver - Special Ed, 7.5 Hours	Not Applicable	Not Applicable
Assigned to Unified Salary Scale	Appointments - Miscellaneous	Office of Transportation and Fleet Management Services	1/16/2020	Brittany Moore	Auxiliary Driver Spec Ed, 5.0 Hours	Not Applicable	Not Applicable
Assigned to Unified Salary Scale	Resignations - Elementary School	Brookwood	1/9/2020	LaQuanna T Carney	Custodian I (personal reasons)	Not Applicable	Not Applicable
Assigned to Unified Salary Scale	Resignations - Elementary School	Hermitage	1/17/2020	Jessica L Stevens	School Nurse (personal reasons)	Not Applicable	Not Applicable
Assigned to Unified Salary Scale	Resignations - Elementary School	John B. Dey	12/31/2019	Lorena B Styles	Cafeteria Assistant, 5.0 Hours (relocation)	Not Applicable	Not Applicable
Assigned to Unified Salary Scale	Resignations - Elementary School	John B. Dey	1/21/2020	Elizabeth M Schuer	School Administrative Associate I (relocation)	Not Applicable	Not Applicable
Assigned to Unified Salary Scale	Resignations - Elementary School	Pembroke	1/17/2020	Stacey N Salley	Special Education Assistant (career enhancement opportunity)	Not Applicable	Not Applicable
Assigned to Unified Salary Scale	Resignations - Elementary School	Point O'View	12/31/2019	Sarah J Severts	Cafeteria Assistant, 6.0 Hours (personal reasons)	Not Applicable	Not Applicable
Assigned to Unified Salary Scale	Resignations - Elementary School	Princess Anne	1/24/2020	Ashley Talford	Clinic Assistant, .500 (transfer of spouse)	Not Applicable	Not Applicable
Assigned to Unified Salary Scale	Resignations - Middle School	Bayside Sixth Grade Campus	1/24/2020	Adena Conwell	School Office Associate II (career enhancement opportunity)	Not Applicable	Not Applicable
Assigned to Unified Salary Scale	Resignations - Middle School	Brandon	1/17/2020	Dorothy D Warren	Special Education Assistant (career enhancement opportunity)	Not Applicable	Not Applicable
Assigned to Unified Salary Scale	Resignations - Middle School	Great Neck	1/13/2020	Amanda L Barker	School Office Associate II (career enhancement opportunity)	Not Applicable	Not Applicable
Assigned to Unified Salary Scale	Resignations - Middle School	Kempsville	1/10/2020	Darlene Williams	Custodian I (career enhancement opportunity)	Not Applicable	Not Applicable
Assigned to Unified Salary Scale	Resignations - High School	Cox	1/10/2020	Scott Mayer	Security Assistant (job abandonment)	Not Applicable	Not Applicable
Assigned to Unified Salary Scale	Resignations - High School	Ocean Lakes	12/31/2019	Dixie L Glover	Cafeteria Assistant, 5.0 Hours (personal reasons)	Not Applicable	Not Applicable
Assigned to Unified Salary Scale	Resignations - High School	Renaissance Academy	1/28/2020	Deandra Cooper	Security Assistant (career enhancement opportunity)	Not Applicable	Not Applicable
Assigned to Unified Salary Scale	Resignations - Miscellaneous	Department of Teaching and Learning	1/27/2020	Katie A Miller	Administrative Office Associate I (career enhancement opportunity)	Not Applicable	Not Applicable
Assigned to Unified Salary Scale	Resignations - Miscellaneous	Office of Distribution Services	1/16/2020	Michael A Phillips	Distribution Driver (continuing education)	Not Applicable	Not Applicable
Assigned to Unified Salary Scale	Resignations - Miscellaneous	Office of Maintenance Services	1/17/2020	Vernon A Bonney III	Supervisor Maintenance (career enhancement opportunity)	Not Applicable	Not Applicable
Assigned to Unified Salary Scale	Resignations - Miscellaneous	Office of Transportation and Fleet Management Services	1/15/2020	Andrew W Joffrion	Fleet Technician II (relocation)	Not Applicable	Not Applicable
Assigned to Unified Salary Scale	Resignations - Miscellaneous	Office of Transportation and Fleet Management Services	1/24/2020	Amy B Harden	Bus Driver, 7.0 Hours (relocation)	Not Applicable	Not Applicable
Assigned to Unified Salary Scale	Resignations - Miscellaneous	Office of Transportation and Fleet Management Services	1/30/2020	Robert L Walker Jr	Bus Driver, 5.5 Hours (relocation)	Not Applicable	Not Applicable
Assigned to Instructional Salary Scale	Appointments - Elementary School	Arrowhead	12/16/2019	Aubrey K Drescher	Special Education Teacher	East Carolina University, NC	Not Applicable
Assigned to Instructional Salary Scale	Appointments - Elementary School	Bayside	1/9/2020	Shavonta E Wilkerson	Fourth Grade Teacher	Regent University, VA	Not Applicable
Assigned to Instructional Salary Scale	Appointments - Elementary School	Fairfield	12/19/2019	Brittany E Halsey	Third Grade Teacher	University of Virginia, VA	Not Applicable
Assigned to Instructional Salary Scale	Appointments - Elementary School	King's Grant	12/16/2019	Kira L Madison	Fifth Grade Teacher	Regent University, VA	Not Applicable
Assigned to Instructional Salary Scale	Appointments - Elementary School	Luxford	1/9/2020	Kristen L Vick	Kindergarten Teacher	Old Dominion University, VA	Not Applicable
Assigned to Instructional Salary Scale	Appointments - Elementary School	Rosemont Forest	1/16/2020	Chanmi A Yang	Kindergarten Teacher	Regent University, VA	Not Applicable
Assigned to Instructional Salary Scale	Appointments - Elementary School	Strawbridge	1/13/2020	Shari L Corriveau	Special Education Teacher	University of Rhode Island, RI	Not Applicable
Assigned to Instructional Salary Scale	Appointments - Elementary School	Thoroughgood	1/16/2020	Shannon H Nicoll	Fourth Grade Teacher	Longwood University, VA	VBPCS
Assigned to Instructional Salary Scale	Appointments - Middle School	Bayside	1/9/2020	Micah N Rose	Seventh Grade Teacher	Old Dominion University, VA	Not Applicable
Assigned to Instructional Salary Scale	Appointments - Middle School	Bayside	1/16/2020	Michael McCarrn	Literacy Teacher	Old Dominion University, VA	US Air Force
Assigned to Instructional Salary Scale	Appointments - Middle School	Bayside Sixth Grade Campus	1/16/2020	Patricia A Costello	Sixth Grade Teacher, .500	University of Texas Arlington, TX	Not Applicable
Assigned to Instructional Salary Scale	Appointments - Middle School	Brandon	1/9/2020	Peter M Eichner Jr	Seventh Grade Teacher	Old Dominion University, VA	Not Applicable
Assigned to Instructional Salary Scale	Appointments - Middle School	Kempsville	1/16/2020	Lauren A Zmanovskia	Eighth Grade Teacher	Tidewater Community College, VA	Not Applicable
Assigned to Instructional Salary Scale	Appointments - Middle School	Landstown	1/9/2020	Helena Lasala	Seventh Grade Teacher	Longwood University, VA	Not Applicable
Assigned to Instructional Salary Scale	Appointments - Middle School	Larkspur	1/9/2020	Kathleen M Starman	Sixth Grade Teacher	Northwestern State Univ, LA	Not Applicable
Assigned to Instructional Salary Scale	Appointments - Middle School	Larkspur	1/16/2020	Meghan L Hayes	Special Education Teacher	Old Dominion University, VA	Not Applicable
Assigned to Instructional Salary Scale	Appointments - Middle School	Old Donation School	1/14/2020	Hannah Yang	Fourth Grade Teacher	University of Virginia, VA	Not Applicable
Assigned to Instructional Salary Scale	Appointments - High School	Landstown	1/9/2020	Ellen E Jones	English Teacher, .400	Indiana University Bloomington, IN	Youngstown State University, OH
Assigned to Instructional Salary Scale	Appointments - High School	Landstown	1/9/2020	Laura K Perrine	Science Teacher, .200	Clemson University, SC	Not Applicable
Assigned to Instructional Salary Scale	Appointments - High School	Landstown	1/19/2020	Diane E OTuel	Social Studies Teacher, .200	Old Dominion University, VA	US Navy
Assigned to Instructional Salary Scale	Resignations - Elementary School	Alanton	6/30/2020	Milcia Rodriguez	First Grade Teacher (relocation)	Not Applicable	Not Applicable
Assigned to Instructional Salary Scale	Resignations - Elementary School	Glenwood	1/31/2020	Denise A Lucy	Second Grade Teacher (personal reasons)	Not Applicable	Not Applicable
Assigned to Instructional Salary Scale	Resignations - Elementary School	Holland	1/24/2020	Tara J Uhrich	First Grade Teacher (relocation)	Not Applicable	Not Applicable
Assigned to Instructional Salary Scale	Resignations - Elementary School	Strawbridge	1/31/2020	Charmetta Whitehead	Special Education Teacher (career enhancement opportunity)	Not Applicable	Not Applicable
Assigned to Instructional Salary Scale	Resignations - Elementary School	Three Oaks	6/30/2020	Lillian McDonough	Special Education Teacher (relocation)	Not Applicable	Not Applicable
Assigned to Instructional Salary Scale	Resignations - Middle School	Landstown	1/20/2020	Connie M Willis	Special Education Teacher (relocation)	Not Applicable	Not Applicable
Assigned to Instructional Salary Scale	Resignations - Middle School	Lynnhaven	1/14/2020	Elizabeth L Strobe	Seventh Grade Teacher (expiration of long-term leave)	Not Applicable	Not Applicable
Assigned to Instructional Salary Scale	Resignations - Middle School	Old Donation School	1/10/2020	Rachel E Wallace Stansick	Fourth Grade Teacher (personal reasons)	Not Applicable	Not Applicable
Assigned to Instructional Salary Scale	Resignations - High School	Princess Anne	2/14/2020	Hilary P Hoffman	Social Studies Teacher (transfer of spouse)	Not Applicable	Not Applicable
Assigned to Instructional Salary Scale	Resignations - Miscellaneous	Office of Programs for Exceptional Children	1/10/2020	Meredith H Esson	Speech/Language Pathologist (death)	Not Applicable	Not Applicable
Administrative	Appointments - Middle School	Brandon	2/3/2020	Alyson C Taylor	Assistant Principal	Regent University, VA	Hampton Public Schools, VA
Administrative	Appointments - High School	Salem	TBD	Gregory J Moxley	Assistant Principal	George Washington University, DC	Not Applicable
Administrative	Appointments - High School	Tallwood	TBD	Corrin M Bacs	Assistant Principal	George Washington University, DC	Not Applicable
Administrative	Appointments - Miscellaneous	Office of Consolidated Benefits	1/29/2020	Shaundee W Dryer	Coordinator Benefits	St Leo College, FL	Not Applicable



Subject: Building Utilization Committee Report to School Board Item Number: 13B

Section: Action Date: January 28, 2020

Senior Staff: Mr. Jack Freeman, Chief Operations Officer, School Division Services

Prepared by: Melisa A. Ingram, Demographer / GIS Manager

Anthony L. Arnold, P.E., Executive Director, Office of Facilities Services

Presenter(s): Melisa A. Ingram, Demographer / GIS Manager

Recommendation:

That the School Board adopt the attached resolution based on recommendations from the 2019-20 Building Utilization Committee (BUC) annual review of enrollment projections and impact on optimal building utilization, as prescribed by School Board Policy 5-14.

Background Summary:

School Board Policy 5-14, School Attendance Zones: *The School Board recognizes that only through effective long-range planning for enrollment can the School Division be adequately prepared to meet the needs of its current and future student population. In order to assure such planning, the School Board establishes procedures which require annual review and recommendations from the Building Utilization Committee regarding enrollment trends and their impact on School Division facilities and which will assure adequate opportunity for community reaction prior to any redistricting decision by the School Board.*

The BUC met on November 19, 2019 to conduct its annual review of school attendance areas, building utilization, historical and projected student membership, new residential housing, and other factors impacting student enrollment. Following this review, the committee reached consensus to forward this recommendation to the School Board for their consideration.

The School Board was briefed on the above matter for information at their January 14, 2020 meeting.

Source:

School Board Policy 5-14, Student Attendance Areas

Budget Impact:

None

**RESOLUTION FOR A MODIFICATION IN THE SCHOOL ATTENDANCE AREAS OF SELECT
ELEMENTARY SCHOOLS AS RECOMMENDED BY THE 2019-2020 BUILDING UTILIZATION COMMITTEE**

WHEREAS, the School Board of the City of Virginia Beach (School Board) recognizes that only through effective long-range planning for enrollment can the division be adequately prepared to meet the needs of its current and future population; and

WHEREAS, Virginia Code section 22.1-79 requires a School Board to redistrict school boundaries whenever such procedure will contribute to the efficiency of the school division; and

WHEREAS, through Policy 5-14, Student Attendance Areas, the School Board has established procedures which require an annual review and recommendations from a Building Utilization Committee regarding enrollment trends and their impact on division facilities; and

WHEREAS, the Committee presented its proposed redistricting plan to the community (2 proposed housing developments) in writing, where members of the community had an opportunity to review the plan, to comment on its merit and make suggestions for its improvement. No feedback was received; and

WHEREAS, the Committee prepared a final report pertaining to the redistricting plan which was presented by the division demographer to the School Board for their information at a public meeting on January 14, 2020.

NOW THEREFORE BE IT RESOLVED:

That the School Board authorizes and directs modifications to the school attendance areas in accordance with exhibits A & B (proposed school area maps), attached hereto:

Adopted by the School Board this 28th day of January 2020

Carolyn T. Rye, Chair

ATTEST:

Dianne P. Alexander, Clerk of School Board

Exhibit A: The rezoning from Point O'View ES to Pembroke ES is proposed along N. Witchduck Rd, between Virginia Beach Blvd and I-264 west of surrounding commercial area to Clearfield Ave. This adjustment would impact no students and shift a proposed housing development and surrounding commercial area from Point O'View ES to Pembroke ES for the 2020-2021 school year.

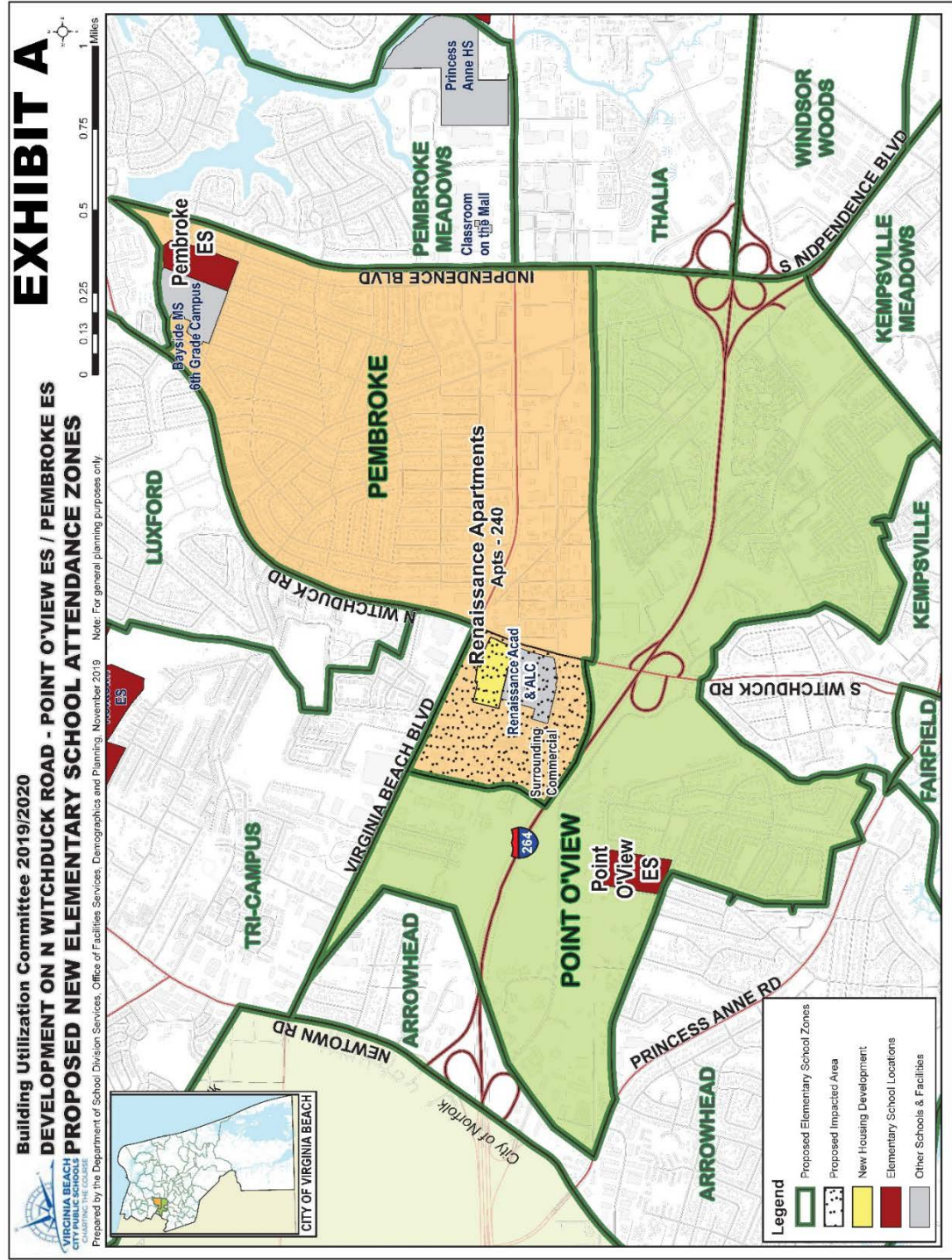
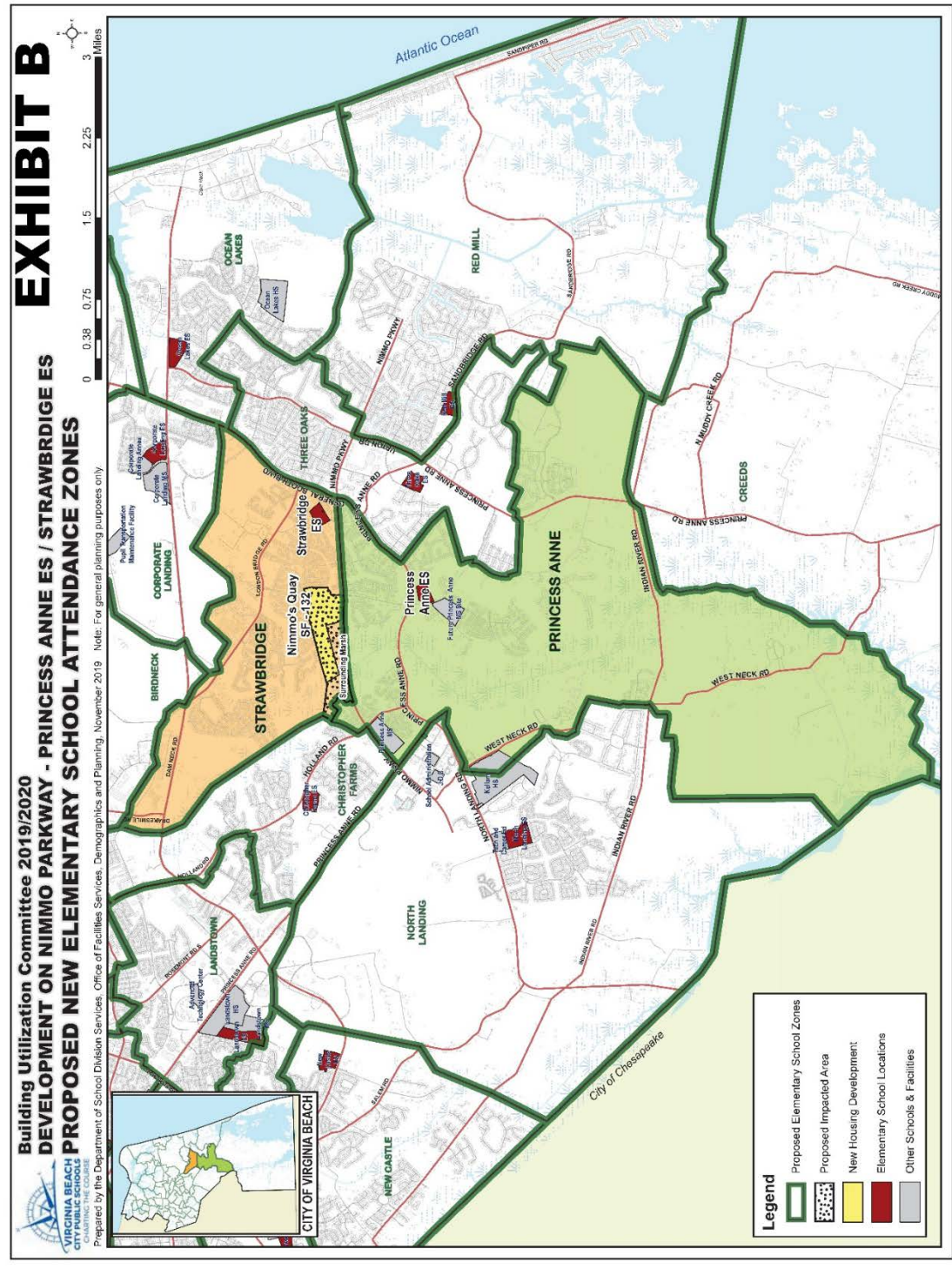


Exhibit B: The rezoning from Princess Anne ES to Strawbridge ES is proposed along Nimmo Pkwy, between Seaboard Rd and west of the surrounding marsh area east of Griggs Ct and Prodan Ln. This adjustment would impact no students and shift a proposed housing development from Princess Anne ES to Strawbridge ES for the 2020-2021 school year.





Subject: Policy Review Committee Recommendations **Item Number:** 13C1-2

Section: Action **Date:** January 28, 2020

Senior Staff: Marc A. Bergin, Ed.D., Chief of Staff

Prepared by: Kamala Lannetti, Deputy City Attorney; John Sutton, III, Coordinator, Policy and Constituent Services

Presenter(s): School Board Legal Counsel, Kamala Lannetti, Deputy City Attorney

Recommendation:

That the School Board approve Policy Review Committee recommendations regarding review, amendment, and repeal of certain Bylaws as reviewed by the committee at their December 12, 2019 meeting and presented for Information to the School Board January 14, 2020.

Background Summary:

Bylaw 1-25 Complaints regarding students and employees

The PRC recommends that the title of Bylaw 1-25 be changed, that the Bylaw be broken into two sections- one that reflects the procedure for complaints regarding students and employees and a second that addresses complaints about individual School Board Members or School Board actions and directs such complaints to the School Board Governance Committee for review.

Bylaw 1-28 Committees, Organizations and Boards- School Board Member assignments

The PRC recommends amending Bylaw 1-28 to state that the Chair of the School Board will be the Chair of the School Board Governance Committee.

Source:

Code of Virginia, 1950, as amended, §22.1-253.12:7 School Board Policies.
Policy Review Committee Meeting of December 12, 2019

Budget Impact: None.

SCHOOL BOARD BYLAWS

Public Complaints and Procedures Regarding Students or Employees

The School Board recognizes that situations may occur in the operation of the School Division which are of concern to parents, students, employees, and the general public. It is important that individuals be directed to the most immediate and proximate level for resolution as teachers and/or administrators are often in the best position to resolve matters regarding students or employees if they are made aware of the issue/concern and provided an opportunity to respond.

A. Complaints regarding students or employees

School Board Members should advise complainants that ~~routine~~ issues regarding students or employees are best dealt with through communication with appropriate staff members ~~and officers~~ according to the Chain of Communication set forth below~~following order:~~.

1. Chain of Communication

- a. Classroom teacher, if a student complaint;
- b. Assistant Principal;
- c. Principal or Worksite Supervisor;
- d. Appropriate Director or Executive Director;
- e. Appropriate Chief Officer;
- f. Chief of Staff;
- g. Superintendent.

- ~~• Classroom teacher, if a student complaint;~~
- ~~• Principal, principal's designee or worksite supervisor;~~
- ~~• Senior Executive Director;~~
- ~~• Chief Schools Officer;~~
- ~~• Superintendent.~~

~~School Board Members should advise complainants that non-routine issues are best dealt with through communication with appropriate staff members and officers according to the following order:~~

- ~~• Principal, if a non-routine student complaint;~~
- ~~• Human Resources Department, if a non-routine employee complaint;~~

- ~~• Department of School Leadership, if a non-routine school administrator complaint; or~~
- ~~• Superintendent.~~

2. Complaints unresolved through Chain of Communication

~~If the matter cannot be settled by the Superintendent, or his designee, the complaint and the report of the Superintendent shall be referred to the School Board for its review.~~

If the constituent has followed the Chain of Communication and the issue/concern remains unresolved, the School Board Member will refer the complaint to the Superintendent or designee for investigation and copy the other School Board Members on the referral. The School Board may hear appeals of the Superintendent's determinations at its sole discretion.

B. Complaints regarding the School Board or School Board Members

~~Exceptions to this procedure are public~~ Complaints that concern School Board actions, School Board operations, ~~or and~~ individual School Board Members should be directed to the School Board. ~~In such cases, the~~ The School Board, ~~as a whole,~~ directs the School Board Governance Committee to review such complaints and make recommendations to the School Board regarding resolution of the complaints. The School Board Governance Committee may develop procedures for processing and resolving such complaints. ~~shall determine procedures for the resolution of such complaints.~~

C. This Bylaw does not restrict rights to School Board hearings provided by law or other policies of the School Board.

Adopted by School Board: July 21, 1992

Amended by School Board: August 17, 1999

Amended by School Board: February 20, 2001

Amended by School Board: December 2, 2008

Amended by School Board: August 18, 2015

Reviewed by School Board: August 2, 2016

Amended by School Board: 2020

APPROVED AS TO
LEGAL SUFFICIENCY

Kamala H. Larrabee

SCHOOL BOARD BYLAWS

Committees, Organizations and Boards – School Board Member assignments

The School Board utilizes committees, boards, and other organizations (hereinafter "Committee") to accomplish both internal and external goals. School Board Members may be assigned to represent the School Board's interest on any such Committee. School Board Members have no individual authority when serving in these assignments and may only exercise the authority specifically authorized by the School Board. The School Board recognizes the following types of Committees: a) Standing School Board Committees; b) Joint School Board/City Council Committees; c) Ad Hoc School Board Committees; d) School Division Standing Committees with School Board Liaisons; and e) Outside Committees.

A. General matters

1. Creation

The School Board may determine that certain School Division objectives require longer term study and analysis, and/or ongoing oversight. In such cases where concerns lend themselves to a committee approach, committees comprised of School Board Members either alone or in conjunction with members of the School Administration, other public bodies or public organizations, and/or the public-at-large may be created by the School Board. The School Board shall describe the objectives of any such Committee in its minutes or other writing and provide it to the Committee.

2. Authority

Any such Committee shall have only such authority to bind the School Board as is expressly granted and shall have only such powers as the School Board has expressly granted or which, by implication, are reasonably necessary to accomplish the stated purpose(s).

3. Assignments

Unless otherwise specified, School Board Members will be assigned/appointed to Committees or Boards by the School Board Chair in consultation with the Vice Chair and with the approval of the School Board. School Board Members will be assigned to Committees or Boards no later than July 1st of each year. Assignments may be reviewed in January of each year or when otherwise necessary. Each School Board Member should be assigned to at least one (1) Committee. Appointment to a Committee should take into consideration, but not be limited to, the following: a) equitable distribution of Committee assignments among School Board Members; b) expressed interests of School Board Members; c) experience as a School Board Member; d) a School Board Member's training, education and/or experience with the purpose of the Committee; e) continuity of service and historical knowledge; f) availability for meetings; g) the need for diversity; h) the needs of the School Board; and i) other good and just reason for assignment. Should one or more representatives of the School Board be needed to attend a Committee meeting prior to the School Board's adoption of Committee assignments, the Chair is authorized to temporarily appoint School Board Members to that Committee. Assignments to a Committee are effective until June 30th of each year.

The School Board is authorized to appoint alternates to Committees, should the School Board Member assigned require another School Board Member to substitute. In the absence of an alternate or when an alternate is unavailable, the Chair may assign another School Board Member to represent the School Board at a Committee meeting.

4. Individual Authority

Individual School Board Members appointed to any Committee shall have no authority to bind the School Board on any matter unless such authority is expressly granted by the School Board.

5. Reports

Assigned School Board Members shall report to the School Board on Committee activities when and in the format designated by the School Board.

6. Committee Chair

The Committee Chair will be chosen by the Members of the Committee unless otherwise specified. For the purposes of electing a Committee Chair, the most senior School Board Member attending the first meeting of the year (or the most senior assigned staff member attending the meeting if a School Board Member is not present at the first meeting) shall conduct the election of the Committee Chair. All School Board created Committees shall be chaired by an assigned School Board Member unless the Committee structure specifically requires that another person be the Committee Chair. When choosing a Committee Chair, the following shall be considered: a) continuity of membership; b) expressed interest of assigned School Board Members; c) diversity of membership; and d) needs of the School Board Committee.

7. Roles and Responsibilities of the Committee Chair

The Committee Chair shall have the responsibility for: a) presiding over the meetings or designating another Committee Member to preside in the Chair's absence; b) setting the direction for and establishing norms and protocols that allow for appropriate function and in an efficient manner; c) provide guidance and communicate expectations to other Committee Members; d) ensure that relevant, timely and effective decisions are executed and that all Committee Members are provided the opportunity to participate in the decision making process; e) ensure compliance with applicable law, bylaw, policy and regulation; f) ensure that appropriate notices are made, agendas and supporting materials are provided and that minutes of the meetings are kept if so required by law.

B. Committee Meetings

1. Notices of Meetings by Committee Chair

The Committee Chair or the assigned staff member shall provide the School Board Clerk notice of the date, time, and location of Committee meetings so that the School Board Clerk can give the public notice of meetings consistent with applicable law. The Committee Chair or the assigned staff member shall make available to the public, upon request, nonexempt agenda materials furnished to Members for the meeting as required by the Virginia Freedom of Information Act and other applicable law. Committee Meetings will be held in locations accessible to the public.

2. Public Access

Committee Meetings shall be open to the public but may be closed for all or a portion of the Meeting as permitted by the Virginia Freedom of Information Act and other applicable law or regulation. The Committee Chair or assigned staff member will make arrangements for any persons needing accommodations or other services to access the Committee Meetings.

3. Rules of Order

Committee Meetings shall be run in accordance with the Special Rules of Order found in School Board Bylaws Appendix A and the current edition of *Robert's Rules of Order Newly Revised*.

C. School Board Standing Committees

The Committees listed below shall be considered Standing Committees of the School Board:

1. Internal Audit Committee

The Internal Audit Committee consists of three to four Members, including two or three Members of the School Board and one or more citizens of the City of Virginia Beach to serve as the third and/or fourth Member.

The Internal Audit Committee assists the full School Board in considering internal and external audit matters, including the timely reporting to the School Board of material actions or inactions of school employees that could lead to charges of malfeasance in office by School Board Members or School Division employees or agents. The Internal Audit Committee has established the Office of Internal Audit, which reports directly to the Internal Audit Committee, and through the Internal Audit Committee, to the full School Board, as more particularly set forth in Policy 3-96 and the Internal Audit Charter.

2. Policy Review Committee

The School Board Policy Review Committee (PRC) will consist of three School Board Members. The School Board, at its discretion, may appoint a citizen to serve as a voting member. School Board Legal Counsel, the Chief of Staff and other staff members appointed by the Superintendent will serve as liaisons to the PRC but will not be voting members.

The responsibilities of the PRC will be to consider input from the public, students, staff, the school administration or other stakeholders and advise the School Board and the Superintendent concerning the need to amend, adopt, repeal, and/or merge by-laws, policies and applicable regulations.

3. Planning and Performance Monitoring Committee

The Planning and Performance Monitoring Committee will consist of three School Board Members. The Superintendent and other staff members assigned by the Superintendent will serve as liaisons to the Committee but will not be voting members. The purpose of the Committee will be to provide transparent oversight of School Division resources and processes to ensure effective and efficient operations in support of the School Division's vision, mission and strategic goals as well as coordinating School Board Member engagement in strategic and operational planning, including budget development by:

- a. Planning responsibilities will include, but not be limited to:
 - 1) updating the strategic and operational planning/budgeting process and calendars;
 - 2) establishing annual operating priorities and targets/goals to guide budget development;
 - 3) identifying operational issues deserving special attention in the next year's budget (e.g., unmet needs, transportation, compensation, building safety);
 - 4) identifying and prioritizing opportunities for significant innovation in particular areas;
- b. Performance Monitoring responsibilities will include, but not be limited to:
 - 1) recommending key planning "products" to the full School Board for review and approval (e.g., updates to the vision/mission statement, new strategic plan, the annual budget);
 - 2) working with the School Administration in updating the content and format of performance reports being sent to the School Board (e.g., student testing, program evaluation calendar and reporting, strategic plan/navigational marker reporting);
 - 3) reviewing performance reports, identifying issues and opportunities; and
 - 4) assisting with presentation of performance reports at regular School Board Meetings.

4. Governance Committee

The Governance Committee will consist of the School Board Chair and the Chairs of the Internal Audit Committee, the Policy Review Committee, and the Planning and Performance Monitoring Committee. Additionally, one other School Board

Member will be appointed by the School Board Chair and approved by the School Board to also serve on the Committee. The Chair of the Governance Committee will be the Chair of the School Board. The Superintendent and School Board Legal Counsel will serve as ~~the~~s liaisons to the Committee but will not be ~~a~~-voting members. The Governance Committee will be responsible for the following:

- a. building and monitoring the School Board-Superintendent working relationship and addressing relationship issues as they occur, including approval of routine matters related to the Superintendent's contract and employment, initially addressing issues and concerns regarding the Superintendent's conditions of employment, and communication with the School Board concerning such matters;
- b. developing procedures and an evaluation instrument for the Superintendent's evaluation;
- c. developing and presenting to the School Board annual goals for the Superintendent;
- d. establishing School Board- Superintendent communication and interaction guidelines and monitoring compliance with such guidelines;
- e. planning strategic and/or operational retreats at which values and vision statements will be updated (as needed), environmental trends will be assessed, and strategic issues will be identified and analyzed;
- f. identifying training and educational opportunities for School Board Members to become better informed about School Board governance issues and public education matters and monitoring an annual budget to fund such opportunities;
- g. coordinating School Board self-evaluation procedures, instruments and training;
- h. developing guidelines for effective communication of School Board Committee work to the School Board, the School Administration, and the public;

- i. developing long range agenda forecasts for School Board consideration; and
- j. such other duties assigned to the Governance Committee by the School Board.

5. Legislative Committee

The Legislative Committee will consist of three School Board Members, School Board Legal Counsel, the School Board's Legislative Consultant and those staff members appointed by the Superintendent who will serve as liaisons to the Committee but will not be voting members. The Legislative Committee is responsible for the development of the School Board's proposed annual legislative package. The legislative package, priorities and positions shall be based upon input from the School Board and the Superintendent. The Legislative Committee is also responsible for developing the School Board's regional legislative position and for acting as the School Board's liaison to the Virginia General Assembly as well as other publicly elected bodies.

6. Building Utilization Committee

The Building Utilization Committee (BUC) will consist of three School Board Members. The Superintendent may assign appropriate staff members to assist the BUC in its review but such staff members will not be voting members. The BUC will annually review enrollment projections and impact on optimal building utilization. At its discretion, the BUC may invite input from PTAs or other community groups directly impacted by any recommendation from the BUC.

7. Student Discipline Committees

Three Committees of the School Board shall be appointed to hear student discipline cases as needed. Each Committee shall consist of three (3) voting School Board Members and one (1) nonvoting School counselor. Each Member of a Committee, excluding the School counselor, has authority to make motions and vote on

that Committee. Each Committee shall meet to determine cases dealing with expulsions and long-term suspensions as set forth in School Board policy or regulation. A unanimous decision of a Committee consisting of three School Board Members regarding long-term suspensions and expulsions is final. If a Committee's decision is not unanimous, or if the decision is made by a Committee of less than three (3) School Board Members, the decision of the Committee may be appealed to the full School Board.

D. Joint Standing School Board and City Council Committees/Boards

The Committees listed below shall be considered Joint Standing Committees of the School Board and the City Council. The Chairman shall seek approval from the School Board for all Member appointments to such Committees. The Chairman shall take into consideration the experience of the School Board Members, their interest in membership, diversity of membership and continuity of membership on a Committee. The Chairman of each Joint Standing School Board/City Council Committee shall be selected by the Committee Members unless otherwise specified.

1. CIP/Modernization Review Committee

The School Board Chair will appoint and the School Board will approve two School Board Members and one alternate to serve on the Committee. The School Board Chair will appoint the Committee Chair.

E. School Board Ad Hoc Committees

A School Board Ad Hoc Committee and Ad Hoc Committee Chair shall be proposed by the School Board Chair and appointed by the School Board, as the need arises, to carry out a specified task, at the completion of which - that is, on presentation of its final report to the School Board, such Ad Hoc Committee will automatically cease to exist. An Ad Hoc Committee shall have those powers designated by the School Board. The following Committee(s) are designated School Board Ad Hoc Committee(s):

1. Ad Hoc School Site Selection Committee

The School Site Selection Committee is an Ad Hoc School Board Committee that is appointed as needed to assist the School Board in considering proposals for new school sites.

2. Other Ad Hoc Committees as needed.

F. School Division Standing Committees with School Board Member Liaisons

If requested by the Superintendent or as set forth by Policy, the School Board may assign School Board Members to serve as Members of School Division Standing Committees. In those instances, the appointed School Board Members serve only as liaisons and have no authority to bind the School Board on any matter. The Superintendent shall provide a list of all such Liaison positions to the School Board by June 1st of each year.

1. The following Committees are designated as School Division Standing Committees with School Board Members assigned as Liaisons:

- a. Equity Council

The Equity Council addresses issues related to diverse populations and how the organizational climate contributes to fostering: greater student achievement; effective communication across all levels and with the greater community; honoring and listening to all voices; providing focused opportunities discussion, feedback, input and support to the implementation of Compass to 2020 and future School Board goals; reporting on all aspects of diversity and equity with a special focus on students of color; resources and support to further the work educational equity within the School Division. The Superintendent will designate a staff member to serve as the Chair of the Equity Council. No more than two (2) School Board Members will be assigned as liaisons to the Equity Council.

G. Outside Committees

The School Board Chair will appoint, and the School Board will approve, School Board Members to represent the School Board on Outside Committees. In those instances, School Board Members have authority to bind the School Board for the limited purpose for which the Outside Committee exists. The Superintendent shall provide a list of all Outside Committees to the School Board by June 1st of each year. The School Board Chair will appoint, subject to approval by the School Board, School Board Members to such Committees by majority vote. Outside Committees include, but are not limited to:

1. Access - College Foundation;
2. Governor's School for the Arts;
3. Mayor's Committee for Persons with Disabilities;
4. SECEP - Southeastern Cooperative Educational Program;
5. VSBA - Virginia School Board Association Delegate Assembly;
6. Hampton Roads Educational Telecommunications Association (HRETA) WHRO Educational Advisory Committee;
7. Sister Cities Association of Virginia Beach;
8. Deferred Compensation Board; and
9. Virginia Beach Human Rights Commission

Related Links

School Board Bylaws [Appendix A](#)

School Board [Policy 3-96](#)

School Board [Internal Audit Charter](#), as amended.

Adopted by School Board: July 21, 1992

Amended by School Board: April 19, 1994

Amended by School Board: January 3, 1995

Amended by School Board: August 17, 1999

Amended by School Board: February 20, 2001

Amended by School Board: August 7, 2001


Amended by School Board: August 21, 2001

Amended by School Board: May 28, 2002

Amended by School Board: August 6, 2002
Amended by School Board: July 15, 2008
Amended by School Board: December 2, 2008
Amended by School Board: December 15, 2015
Amended by School Board : August 2, 2016
Amended by School Board : June 11, 2018
Amended by School Board: February 12, 2019
Amended by School Board: November 12, 2019

Amended by School Board: 2020

APPROVED AS TO
LEGAL SUFFICIENCY





Subject: School Board Committee Assignment Modifications for Term Ending June 30, 2020 **Item Number:** 13D

Section: Action **Date:** January 28, 2020

Senior Staff: N/A

Prepared by: Dianne P. Alexander, School Board Clerk

Presenter(s): School Board Chair

Recommendation:

That the School Board approve modifications to the committee assignments for the term ending June 30, 2020 as recommended by the School Board Chair.

Bylaw 1-28 REF	COMMITTEE	ASSIGNMENTS
<u>C1</u>	<u>Internal Audit (IA) (added at the meeting)</u>	Dan Edwards * Kim Melnyk Carolyn Rye <u>Jessica Owens</u> Larry Davenport, Citizen Member
C2.	Policy Review (PRC)	Dan Edwards Trenace Riggs Carolyn Rye <u>*Beverly Anderson</u>
C6.	Building Utilization	Laura Hughes* Carolyn Rye <u>Jessica Owens</u> Carolyn Weems
C7.	Student Discipline: Committee III (1 st & 3 rd Wed) 3:00 PM	Dottie Holtz Trenace Riggs* Carolyn Rye <u>Beverly Anderson</u>

*Currently serving as Committee Chair

Policy 7-21 REF	CITIZENS' ADVISORY COMMITTEE	LIAISON
B3.	Community Advisory Committee for Gifted Education	Carolyn Rye <u>Jessica Owens</u> Laura Hughes (alt.)

Background Summary:

Pursuant to Bylaw 1-28, Assignments may be reviewed in January of each year or when otherwise necessary and are effective until June 30th of each year.

Source:

Bylaw 1-28 Committees, Organizations and Boards – School Board Member Assignments
Policy 7-21 Citizens' Advisory Committees

Budget Impact:

N/A



Subject: Comprehensive Annual Report (CAFR) FY19 External Auditor Review **Item Number:** 14A

Section: Information **Date:** January 28, 2020

Senior Staff: Farrell E. Hanzaker, Chief Financial Officer

Prepared by: Farrell E. Hanzaker, Chief Financial Officer

Presenter(s): Farrell E. Hanzaker, Chief Financial Officer and External Auditor

Recommendation:

That the School Board receive highlights of the Comprehensive Audit Financial Report (CAFR) for the fiscal year ended June 30, 2019.

Background Summary:

The Comprehensive Annual Financial Report (CAFR) is produced annually by VBCPS finance/accounting staff. External auditors audit the records/transactions contained in the CAFR and render an opinion.

Source:

Budget Impact:



Subject: Textbook Adoption: AP Comparative Government and Politics **Item Number:** 14B

Section: Information **Date:** January 28, 2020

Senior Staff: Kipp D. Rogers, Ph.D., Chief Academic Officer, Department of Teaching and Learning

Prepared by: Matthew D. Delaney, Executive Director of Secondary Teaching and Learning

Kristine M. Troch, Secondary Social Studies Coordinator

Presenter(s): Matthew D. Delaney, Executive Director of Secondary Teaching and Learning

Recommendation:

That the School Board review and approve the following high school Advanced Placement (AP) Comparative Government and Politics textbook as recommended by the AP Comparative Government and Politics Textbook Adoption Committee for implementation in the fall of 2020.

Course Title	Textbook	Publisher	Copyright
Advanced Placement Comparative Government and Politics	<i>Essentials of Comparative Politics with Cases</i>	W. W. Norton & Company	2018

Background Summary:

The members of the AP Comparative Government and Politics Textbook Adoption Committee reviewed textbooks and materials sent by publishers. The committee evaluated the textbooks for correlation to the College Board standards. Correlation to the Virginia Standards of Learning were also examined. The textbooks were reviewed by teachers, parent and student representatives, and a university representative, and placed in two public libraries, as well as the main entrance of the School Administration Building, for public review and comment. After reviewing the textbooks, the AP Comparative Government and Politics Textbook Adoption Committee recommends the above textbook as its first-choice recommendation for implementation in the fall of 2020.

The proposed textbook will replace the current textbook as follows:

Course Title	Textbook	Copyright	Years in use (including this year)
Advanced Placement Comparative Government and Politics	<i>Comparative Politics: Domestic Responses to Global Challenges, 8th ed.</i>	2012	8

Source:

Code of Va., § 22.1-238-22.1-239, § 22.1-251-22.1-252
School Board of the City of Virginia Beach Policy 6-60

Budget Impact:

Total initial implementation costs:

Course Title	First-choice Recommendation Totals	Second-choice Recommendation Totals
Advanced Placement Comparative Government and Politics	\$5,044.61	No response by publisher

**AP Comparative Government and Politics
Textbook Adoption
Implementation for Fall 2020**

Course(s)	Recommendations	Student Enrollment	Initial Implementation Cost	Five Year Additional Costs (5%)	Total Implementation Cost
Advanced Placement Comparative Government and Politics	First Choice: <i>Essentials of Comparative Politics with Cases, 6th AP edition.</i> O'Neil, Fields, and Share. W. W. Norton & Company, 2018.	45	\$5,044.61	\$1,261.15	\$6,305.76
	Second Choice: <i>AP Comparative Government and Politics: An Essential Coursebook 9th edition.</i> Wood. Woodyard Publications, 2019.	45	Multiple attempts for quotes, costs, and negotiations went unanswered (by email and phone).		

TEXTBOOK ADOPTION RECOMMENDATION

ADVANCED PLACEMENT COMPARATIVE GOVERNMENT AND POLITICS

January 28, 2020

*Department of Teaching and Learning
Office of Secondary Social Studies*

AP COMPARATIVE GOVERNMENT AND POLITICS TEXTBOOK ADOPTION TIMELINE

March 2018:	Contacted the two teachers to serve on the Textbook Adoption Committee.
May 2018:	Researched options and contacted publishers for textbooks for review.
May 2018:	Teachers were given three textbooks and associated materials to review.
June 2018:	The decision to delay adoption was made based on incomplete updates to textbooks reviewed. One textbook was eliminated from the choices by the committee due to lack of alignment and rigor of text.
June 2019:	One teacher of the two who taught the course left the division.
Sep. – Nov. 2019:	The teacher with the support of a parent, a student, and a university professor received two titles of textbooks and materials to examine.
Nov. - Dec. 2020:	Committee members reviewed and recommended first- and second-choice textbooks. The new teacher who replaced the teacher who left in June also reviewed the texts.
Nov. – Dec. 2019:	The recommended textbooks were placed at the Central Library, the Kempsville Library and the School Administration Building for public review. The director of K-12 and Gifted Programs was notified of the placement so that notification could be posted on the Internet.
December 2019:	Negotiations were conducted with an appropriate representative of the publisher of the first-choice recommendation and the Secondary Social Studies coordinator. Multiple attempts by phone and email went unanswered with the second-choice publisher.
December 2019:	The Secondary Social Studies coordinator used the recommendations from the committee to prepare the report for the School Board.

**AP COMPARATIVE GOVERNMENT AND POLITICS
TEXTBOOK ADOPTION COMMITTEE**

Instructor Representatives

Darlyn Janson, Cox High School

*Elizabeth Voegeli, Tallwood High School

**Sara Morrow, Tallwood High School

Parent Representative

One Parent, Cox High School

University Representative

Georgeanne Hribar, Ph.D., Old Dominion University

Student Representatives

One AP Comparative Government and Politics students, Cox High School

*teacher has left the division

**replaced exiting teacher, reviewed after committee selection

ADVANCED PLACEMENT COMPARATIVE GOVERNMENT AND POLITICS

FIRST-CHOICE RECOMMENDATION

The Advanced Placement Comparative Government and Politics Textbook Adoption Committee recommends the following textbook as its first choice for adoption by Virginia Beach City Public Schools:

Essentials of Comparative Politics with Cases, 6th ed.. O’Neil, Fields and Share. W. W. Norton & Company, 2018.

The recommended textbook displays the following strengths:

- Correlates with *Advanced Placement Comparative Government and Politics* framework and objectives as set forth by the College Board.
- Provides relevant graphics, including charts, graphs, and maps, that contribute to deeper understandings.
- Attends to authentic and contemporary issues, as well as historical origins of case studies.
- Embeds “In Focus” charts that highlight key ideas, as well as highlights key terms for every case study.
- Offers valuable additional instructional and resources to supplement textbook.

FIRST-CHOICE RECOMMENDATION

IMPLEMENTATION COSTS FOR ADVANCED PLACEMENT UNITED STATES GOVERNMENT AND POLITICS

Textbook	Allocation	Cost	Number Needed	Initial Implementation	Five-Year Projected Costs (5%)	Total Implementation
Student Edition (including online text)	45	\$109	45	\$5,044.61	$\$252.23 \times 5 = \$1,261.15$	\$6,305.76
Total Implementation Cost						\$6,305.76

ADVANCED PLACEMENT COMPARATIVE GOVERNMENT AND POLITICS

SECOND-CHOICE RECOMMENDATION

The Advanced Placement Comparative Government and Politics Textbook Adoption Committee recommends the following textbook as its second choice for adoption by Virginia Beach City Public Schools:

***AP Comparative Government and Politics: An Essential Coursebook, 9th edition.* Wood. Woodyard Publications, 2019.**

The recommended textbook displays the following strengths:

- Concise and easy to read.
- Includes relevant and aligned *AP* test practice.
- Strong overview on the formal institutions of government.

The recommended textbook displays the following limitations:

- Lacks comprehensive narrative, details, and examples.
- Lacks extended resource materials.
- Lacks focus on contemporary issues.
- Lacks supplements and online component.
- Paper-back, lacks durability.

SECOND-CHOICE RECOMMENDATION IMPLEMENTATION COSTS FOR

ADVANCED PLACEMENT UNITED STATES GOVERNMENT AND POLITICS

Unable to negotiate with publisher. Multiple attempts were made to communicate by email and phone for pricing and costs and all went unreturned.



Subject: Interim Financial Statements – November and December 2019 **Item Number:** 14C

Section: Information **Date:** January 28, 2020

Senior Staff: Farrell E. Hanzaker, Chief Financial Officer

Prepared by: Crystal M. Pate, Director of Business Services

Presenter(s): Farrell E. Hanzaker, Chief Financial Officer; Crystal M. Pate, Director of Business Services

Recommendation:

It is recommended that the School Board review the attached financial statements.

Background Summary:

Pursuant to Section 22.1-115 of the Code of Virginia, as amended, and other applicable sections, the enclosed Interim Financial Statements are presented.

Source:

Section 22.1-115 of the Code of Virginia, as amended

Budget Impact:

None



VIRGINIA BEACH CITY PUBLIC SCHOOLS
CHARTING THE COURSE

**INTERIM FINANCIAL STATEMENTS
FISCAL YEAR 2019-2020
NOVEMBER 2019**

The financial statements include the following:

	<u>Page</u>
School Operating Fund:	
Revenues by Major Source	A1
Expenditures and Encumbrances by Category	A3
Expenditures and Encumbrances by Budget Unit within Category	A5
Revenues and Expenditures/Encumbrances Summary	B1
Balance Sheet	B2
Revenues by Account	B3
Special Revenue and Proprietary Funds:	
Athletics	B5
Cafeterias	B6
Textbooks	B7
Risk Management	B8
Communication Towers/Technology	B9
Grants	B10
Health Insurance	B13
Vending Operations	B14
Instructional Technology	B15
Equipment Replacement	B16
Capital Projects Funds Expenditures and Encumbrances	B17
Green Run Collegiate Charter School	B18

The financial statements are reported on a cash basis; however, the financial statements include encumbrances (e.g., purchase orders, construction contracts) and reflect the option-payroll (e.g., 10-month employees starting in September electing to be paid over 12-months (i.e., includes the appropriate amount of the July and August salary payments due)) on a monthly basis (September through June). This salary accrual is reflected in each appropriate salary line item within each budget unit and fund for reporting and budgetary control purposes.

School Operating Fund

The School Operating Fund makes up the general operating fund of the School Board. The general fund is used to account for all of the financial resources (except those accounted for in the below funds) that support the Instruction; Administration, Attendance and Health; Pupil Transportation; Operations and Maintenance; and Technology categories.

School Operating Fund Revenues (pages B1, B3-B4)

Revenues realized this month totaled **\$70.0 million**. Revenues realized to date are **39.45%** of the current fiscal year estimate (**41.76%** of FY 2019 actual, **38.73%** of FY 2018 actual). Of the amount realized for the month, **\$37.8 million** was realized from the City, **\$10.7 million** was received in state sales tax, and **\$21.1 million** was received from the Commonwealth of Virginia for Basic School Aid, Standards of Quality (SOQ) entitlements, and other State revenue.

School Operating Fund Expenditures (pages A3, B1)

The percent of the total current fiscal year budget expended and encumbered through this month was **37.16%**. The percent of expenditures and encumbrances to the total actual expenditures and encumbrances for the same period in FY 2019 was **36.27%**, and FY 2018 was **36.40%**. Please note that **\$10,298,557** of the current year budget is funded by the prior year fund balance for encumbrances.

Athletics Fund (page B5)

The Athletics Fund accounts for the revenues and expenditures associated with the middle and high school athletic programs. A total of **\$84,364** in revenue (includes **\$47,985** in football receipts and **\$28,720** in middle school receipts) was realized this month. This fund has realized **96.4%** of the estimated revenue for the current fiscal year compared to **94.9%** of FY 2019 actual. Expenditures totaled **\$395,028** for this month. This fund has incurred expenditures and encumbrances of **39.0%** of the current fiscal year budget compared to **44.4%** of FY 2019 actual. Please note that **\$123,790** of the current year budget is funded by the prior year fund balance for encumbrances.

Cafeterias Fund (page B6)

The Cafeterias Fund accounts for the revenues and expenditures associated with the school cafeteria operations of the School Division. A total of **\$3,467,997** in revenue (includes **\$1,042,370** in charges for services and **\$1,545,511** from the National School Meal Programs) was realized this month. This fund has realized **23.9%** of the estimated revenue for the current fiscal year compared to **14.5%** of FY 2019 actual. Expenditures totaled **\$2,728,570** for this month. This fund has incurred expenditures and encumbrances of **25.6%** of the current fiscal year budget compared to **24.1%** of FY 2019 actual. Please note that **\$2,596,423** of the current year budget is funded by the prior year fund balance (**\$2,490,632**) and prior year fund balance reserve for encumbrance (**\$105,791**).

Textbooks Fund (page B7)

The Textbooks Fund accounts for the financing and acquisitions of textbooks used in the School Division. A total of **\$342,162** in revenue (includes **\$330,298** from the Department of Education) was realized this month. This fund has realized **42.4%** of the estimated revenue for the current fiscal year compared to **42.2%** of FY 2019 actual. Expenditures totaled **\$209,717** for this month. This fund has incurred expenditures and encumbrances of **67.2%** of the budget for the current fiscal year compared to **75.3%** of FY 2019 actual. Please note that **\$724,893** of the current year budget is funded by the prior year fund balance (**\$722,803**) and prior year fund balance reserve for encumbrance (**\$2,090**).

Risk Management Fund (page B8)

The Risk Management Fund accounts for and provides insurance and the administration thereof for the School Division. The fund realized **\$40,233** in revenue (includes **\$39,466** in interest) this month. Expenses for this month totaled **\$222,684** (includes **\$141,420** in Worker's Compensation payments, **\$47,693** in Motor Vehicle Insurance premiums, and **\$719** in General Liability Insurance premiums).

Communication Towers/Technology Fund (page B9)

The Communication Towers/Technology Fund accounts for the rent receipts relating to the communication towers constructed on School Board property. A total of **\$18,056** in revenue was realized this month (includes **\$2,188** in cell tower rent – Cox High, **\$2,794** in cell tower rent – Ocean Lakes High, **\$4,988** in cell tower rent – Tech Center, and **\$1,296** in cell tower rent – Woodstock Elementary). This fund has realized **68.6%** of the estimated revenue for the current fiscal year compared to **49.5%** of FY 2019 actual. This fund has incurred expenditures and encumbrances of **8.6%** of the budget for the current fiscal year compared to **10.0%** of FY 2019 actual. Please note that **\$285,170** of the current year budget is funded by the prior year fund balance (**\$284,000**) and prior year fund balance reserve for encumbrance (**\$1,170**).

Grants Fund (pages B10-B12)

The Grants Fund accounts for certain private, Commonwealth of Virginia, and Federal grants (with matching local funds, if required). A total of **\$3,788,606** in expenditures was incurred for various grants this month.

Health Insurance Fund (page B13)

The Health Insurance Fund accounts for the health insurance program and the administration thereof for the City and School Board employees. Revenues for this month totaled **\$15,770,806** (including City and School Board (employer and employee) premium payments). Expenses for this month totaled **\$8,489,076**. This includes medical and prescription drug claim payments for City and School Board employees.

Vending Operations Fund (page B14)

The Vending Operations Fund accounts for the receipts and expenditures relating to the soft drink vending operations in the School Division. This fund has realized **34.8%** of the estimated revenue for the current fiscal year compared to **34.7%** of FY 2019. This fund has incurred expenditures and encumbrances of **99.9%** of the budget for the current fiscal year compared to **99.4%** of FY 2019 actual. Please note that **\$6,000** of the current year budget is funded by the prior year fund balance.

Instructional Technology Fund (page B15)

The Instructional Technology Fund accounts for the financing and acquisitions of instructional technology to assist in the integration of Technology into the K-12 curriculum. A total of **\$44,068** in revenue (interest) was realized this month. Please note that **\$200,000** of the current year budget is funded by the prior year fund balance.

Equipment Replacement Fund (page B16)

The Equipment Replacement Fund accounts for the financial resources provided for an equipment replacement cycle for selected capital equipment for schools and central offices. A total of **\$2,489** in revenue (interest) was realized this month. Please note that **\$80,000** of the current year budget is funded by the prior year fund balance.

Capital Projects Funds (page B17)

The Capital Projects Funds accounts for the financial resources used for the construction of major capital facilities (e.g., schools). A total of **\$5,616,217** in expenditures was incurred for various school capital projects this month. This includes **\$538,762** for the John B. Dey Elementary Modernization project, **\$2,001,268** for Thoroughgood Elementary Replacement project, **\$2,362,167** for Princess Anne Middle Replacement project, and **\$223,659** for Elementary Playground Equipment replacement projects.

Green Run Collegiate Charter School Fund (page B18)

The Green Run Collegiate Charter School Fund accounts for the revenues and expenditures of this public charter school. The School Board is acting in the capacity of a third-party administrator/fiscal agent for all of the public charter school's financial transactions in compliance with School Board Policies and Regulations. The fund realized **\$3,913,938** in revenue for the current fiscal year from the School Operating Fund or **100.0%** of the estimated revenue for the current fiscal year. This fund has incurred expenditures and encumbrances of **28.7%** of the current year fiscal year budget compared to **27.5%** of FY 2019 actual. Please note that **\$8,785** of the current year budget is funded by the prior year fund balance for encumbrances.

VIRGINIA BEACH CITY PUBLIC SCHOOLS
SUMMARY OF OPERATING BUDGET TRANSFERS NOT EXCEEDING \$250,000
November 1, 2019 through November 30, 2019

5

Entry		Description		Account From		Account To	Transfer Amount
JV NUMBER	20-11-10	To cover salaries and fringes of bus drivers for the August Convocation	FROM	Senior High Classroom Instructional Supplies	TO	Vehicle Operations Part-Time/Temporary Personnel FICA Benefits	\$ 209
JV NUMBER	20-11-11	To cover speaker/headphone splitter and cables for chromebook connection	FROM	Audiological Services General Maintenance and Repair	TO	Audiological Services Computer Supplies	\$ 550
JV NUMBER	20-11-12	To purchase portable radios and one display monitor	FROM	Facilities and Maintenance Services Other Purchased Services	TO	Safe Schools Other Materials and Supplies	\$ 86,503
JV NUMBER	20-11-19	To purchase desktop computers	FROM	Teaching and Learning Other Purchased Services	TO	Teaching and Learning Controlled Assets-Computer Equipment	\$ 50,000

VIRGINIA BEACH CITY PUBLIC SCHOOLS
INTERIM FINANCIAL STATEMENTS
SCHOOL OPERATING FUND

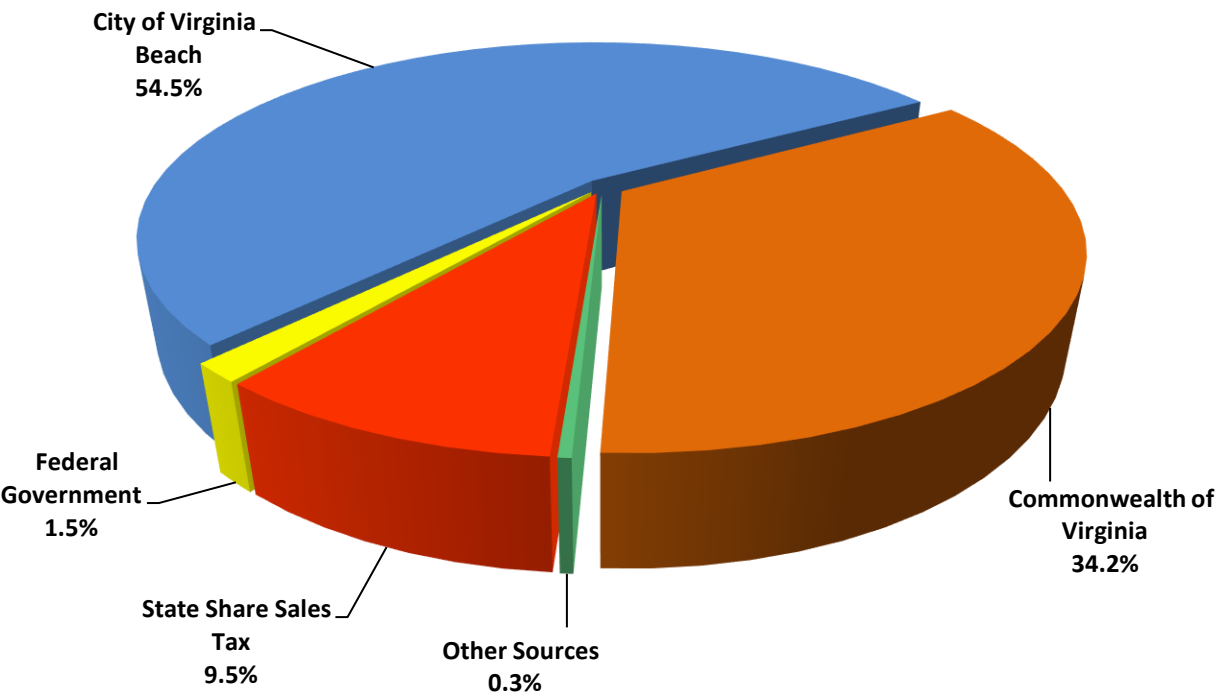
REVENUES

NOVEMBER 2019

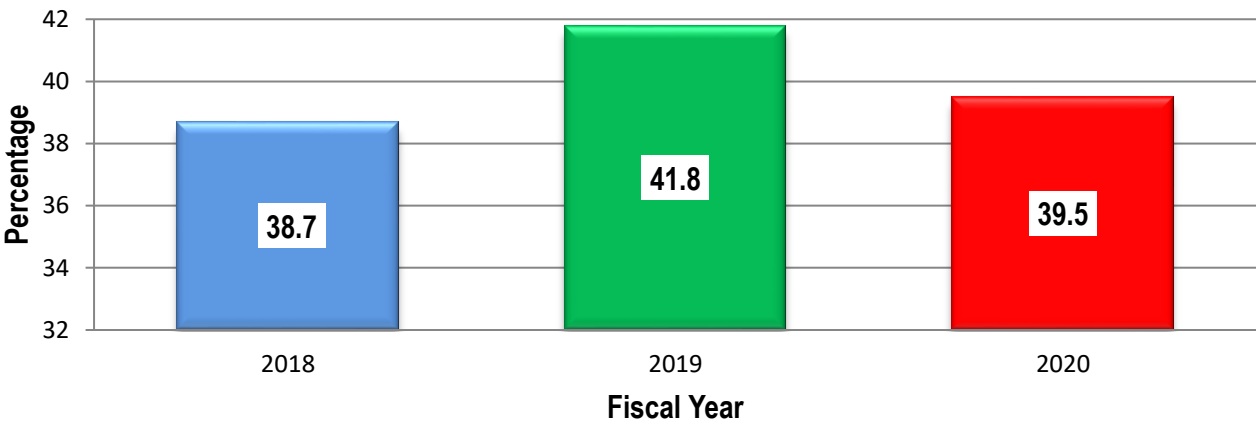
<i>BY MAJOR SOURCE</i>	<i>FISCAL YEAR</i>	<i>(1) BUDGET</i>	<i>(2) ACTUAL THROUGH JUNE</i>	<i>(3) ACTUAL THROUGH MONTH</i>	<i>% OF (3) TO (1)</i>	<i>TREND *</i>
<i>COMMONWEALTH OF VIRGINIA</i>	2020	284,825,537	<-----	105,338,400	36.98%	A
	2019	272,725,078	274,756,361	101,987,928	37.40%	
	2018	273,443,481	273,210,535	102,053,587	37.32%	
<i>STATE SALES TAX</i>	2020	78,981,847	<-----	26,954,573	34.13%	A
	2019	75,344,490	76,320,888	25,309,465	33.59%	
	2018	73,718,340	74,264,875	24,970,495	33.87%	
<i>FEDERAL GOVERNMENT</i>	2020	12,200,000	<-----	4,459,571	36.55%	A
	2019	12,200,000	15,961,332	8,816,146	72.26%	
	2018	12,200,000	12,614,392	3,290,254	26.97%	
<i>CITY OF VIRGINIA BEACH</i>	2020	453,801,557	<-----	189,513,046	41.76%	A
	2019	457,402,684	457,402,684	205,133,046	44.85%	
	2018	448,113,765	448,113,765	182,051,353	40.63%	
<i>OTHER SOURCES</i>	2020	3,032,803	<-----	2,305,257	76.01%	A
	2019	2,782,803	4,001,625	1,356,821	48.76%	
	2018	2,782,803	3,404,755	1,453,188	52.22%	
<i>SCHOOL OPERATING FUND TOTAL</i>	2020	832,841,744	<-----	328,570,847	39.45%	A
	2019	820,455,055	828,442,890	342,603,406	41.76%	
	2018	810,258,389	811,608,322	313,818,877	38.73%	

* F=FAVORABLE, U=UNFAVORABLE, A=ACCEPTABLE

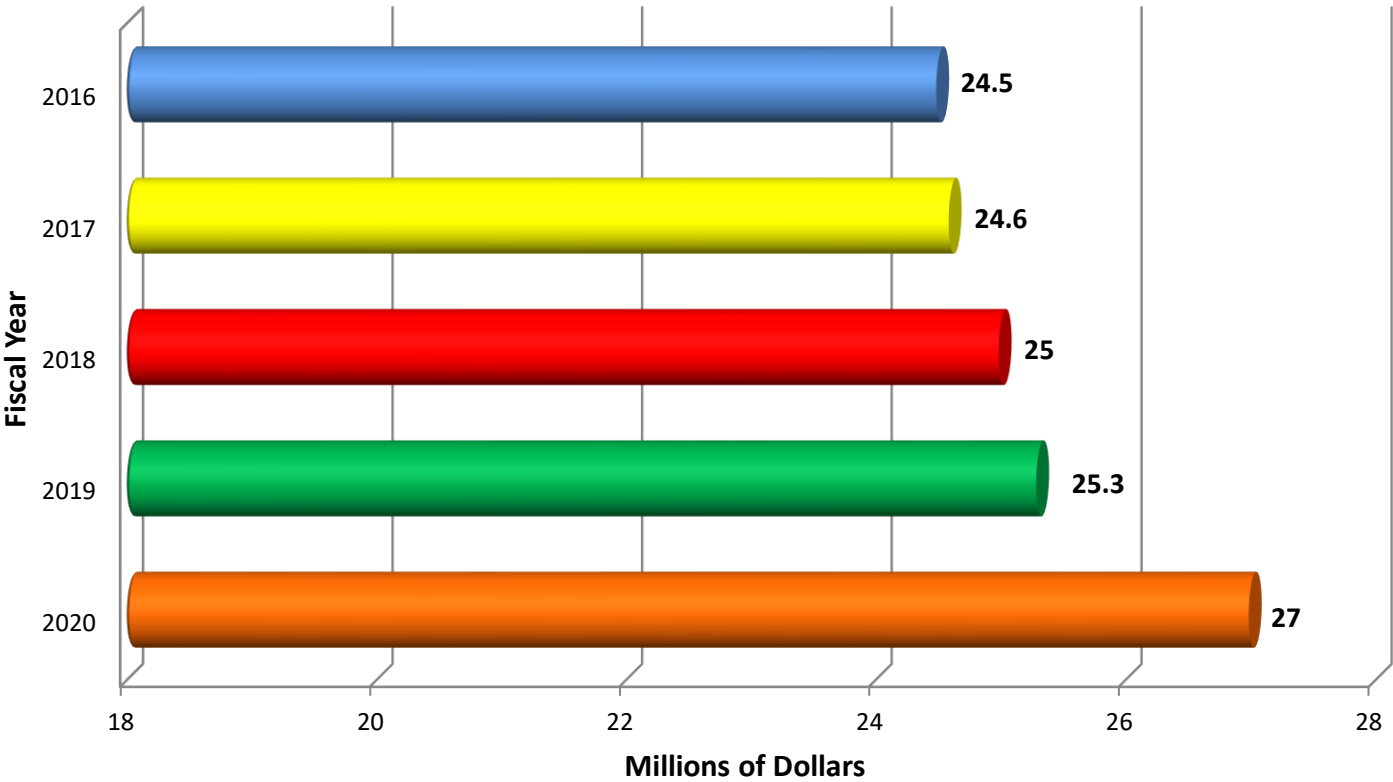
Fiscal Year 2020 Revenue Budget by Major Source



School Operating Fund Revenue
Percentage of Actual to Budget/Actual as of November 30, 2019



State Sales Tax Revenue through November 30, 2019



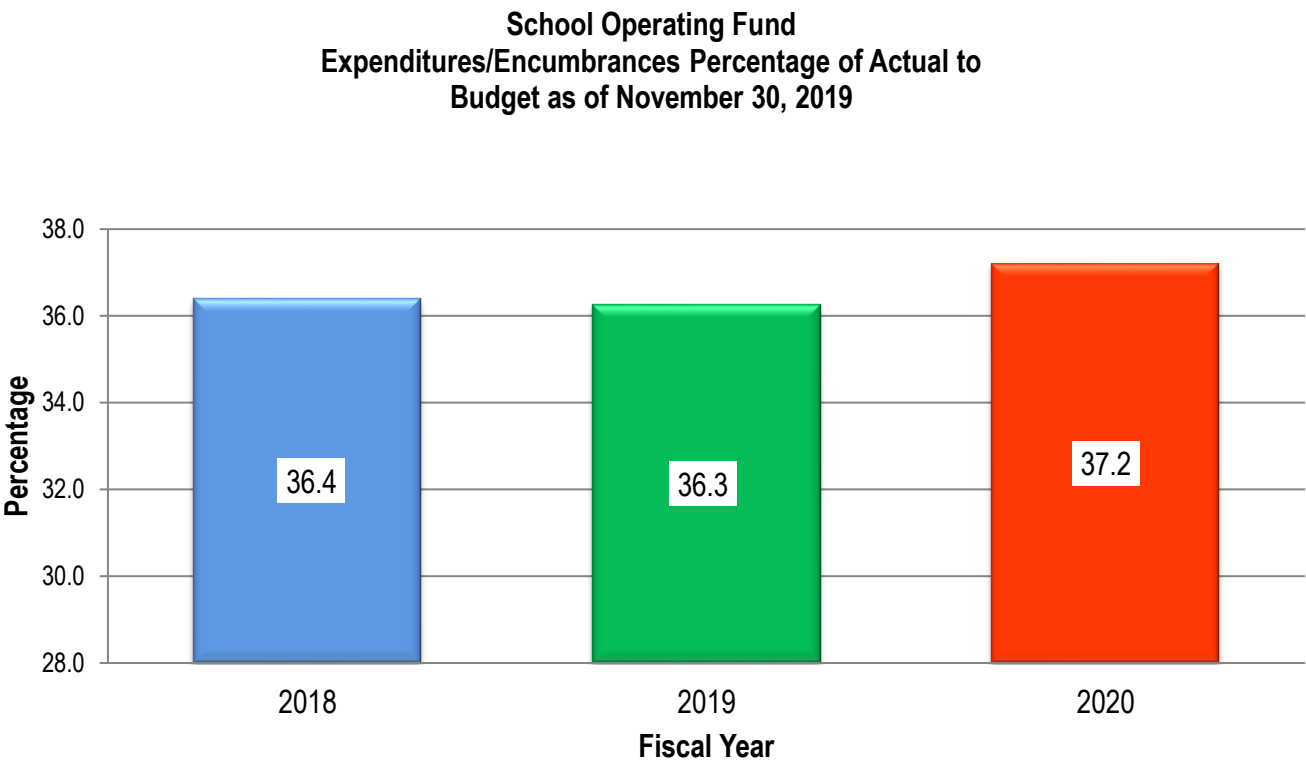
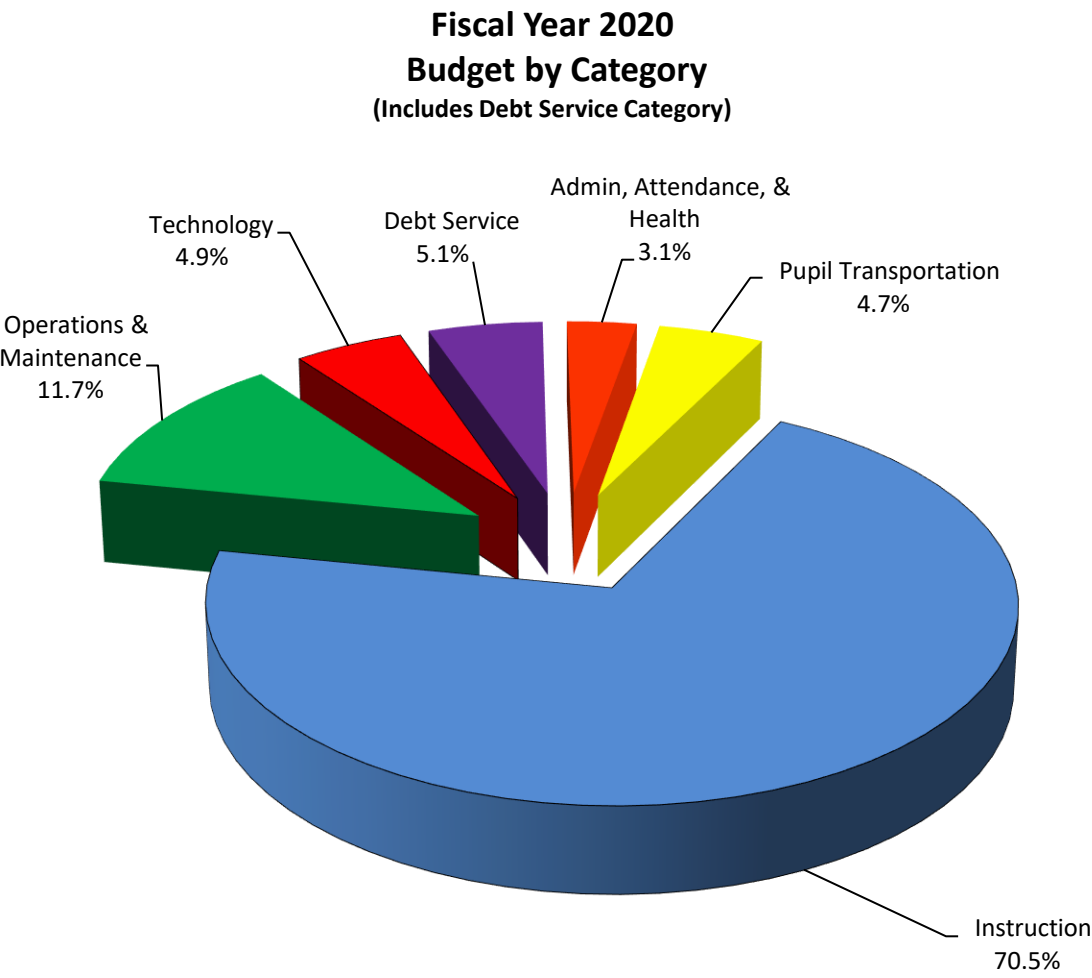
VIRGINIA BEACH CITY PUBLIC SCHOOLS
INTERIM FINANCIAL STATEMENTS
SCHOOL OPERATING FUND

EXPENDITURES/ENCUMBRANCES

NOVEMBER 2019

BY UNIT WITHIN CATEGORY	FISCAL YEAR	(1) BUDGET	(2) ACTUAL THROUGH JUNE	(3) ACTUAL THROUGH MONTH	% OF (3) TO (1)	TREND *
<i>INSTRUCTION</i>	2020	593,952,534	<-----	205,420,245	34.59%	A
<i>CATEGORY</i>	2019	576,532,705	564,422,174	198,809,198	34.48%	
	2018	566,031,486	555,182,270	194,896,472	34.43%	
<i>ADMINISTRATION,</i>	2020	26,331,076	<-----	9,266,367	35.19%	A
<i>ATTENDANCE & HEALTH</i>	2019	27,757,408	26,446,361	9,238,713	33.28%	
<i>CATEGORY</i>	2018	25,140,520	23,861,911	9,037,484	35.95%	
<i>PUPIL TRANSPORTATION</i>	2020	39,524,821	<-----	16,891,910	42.74%	A
<i>CATEGORY</i>	2019	40,914,622	40,103,993	16,246,867	39.71%	
	2018	47,622,296	46,649,944	19,372,282	40.68%	
<i>OPERATIONS AND</i>	2020	98,352,623	<-----	41,018,804	41.71%	A
<i>MAINTENANCE</i>	2019	95,992,689	92,855,284	40,011,175	41.68%	
<i>CATEGORY</i>	2018	94,061,627	90,389,774	37,250,998	39.60%	
<i>TECHNOLOGY</i>	2020	41,665,365	<-----	24,652,340	59.17%	A
<i>CATEGORY</i>	2019	44,344,757	42,839,605	20,622,950	46.51%	
	2018	40,886,252	39,490,916	21,069,162	51.53%	
<i>SCHOOL OPERATING FUND</i>	2020	799,826,419	<-----	297,249,666	37.16%	A
<i>TOTAL</i>	2019	785,542,181	766,667,417	284,928,903	36.27%	
<i>(EXCLUDING DEBT SERVICE)</i>	2018	773,742,181	755,574,815	281,626,398	36.40%	
<i>DEBT SERVICE</i>	2020	43,313,882	<-----	18,427,752	42.54%	A
<i>CATEGORY</i>	2019	41,951,320	41,768,217	17,464,968	41.63%	
	2018	44,947,680	42,173,255	14,378,848	31.99%	

* F=FAVORABLE, U=UNFAVORABLE, A=ACCEPTABLE



VIRGINIA BEACH CITY PUBLIC SCHOOLS
STATEMENT OF EXPENDITURES AND ENCUMBRANCES
SCHOOL OPERATING FUND
JULY 1, 2019 THROUGH NOVEMBER 30, 2019

A 5

	FY 2020 APPROPRIATIONS	MONTH'S EXPENDITURES	YR-TO-DATE EXPENDITURES	OUTSTANDING ENCUMBRANCES	REMAINING BALANCE	PERCENT OBLIGATED
INSTRUCTION CATEGORY:						
ELEMENTARY CLASSROOM	159,242,981	15,457,717	49,679,317	81,962	109,481,702	31.2%
SENIOR HIGH CLASSROOM	80,379,412	7,860,506	23,826,785	42,719	56,509,908	29.7%
TECHNICAL AND CAREER EDUCATION	19,608,105	1,647,679	5,452,001	17,527	14,138,577	27.9%
GIFTED EDUCATION AND ACADEMY PROGRAMS	14,795,125	1,354,721	4,841,248	13,120	9,940,757	32.8%
SPECIAL EDUCATION	99,179,658	15,282,154	37,817,513	222,146	61,139,999	38.4%
SUMMER SCHOOL	1,644,984	(328)	1,288,907		356,077	78.4%
SUMMER SLIDE PROGRAM	276,002	164	180,752		95,250	65.5%
GENERAL ADULT EDUCATION	2,057,756	189,288	684,166	2,694	1,370,896	33.4%
ALTERNATIVE EDUCATION-RENAISSANCE	7,333,782	620,635	2,068,532	515	5,264,735	28.2%
STUDENT ACTIVITIES	8,505,911	302,689	6,111,298	23,881	2,370,732	72.1%
OFFICE OF THE PRINCIPAL-ELEMENTARY	27,084,836	2,262,371	10,584,159	3,521	16,497,156	39.1%
OFFICE OF THE PRINCIPAL-SENIOR HIGH	12,546,166	1,022,146	4,828,529	6,618	7,711,019	38.5%
OFFICE OF THE PRINCIPAL-TECHNICAL	694,932	58,452	265,013	39	429,880	38.1%
GUIDANCE SERVICES	18,990,715	1,695,850	6,492,506	1,228	12,496,981	34.2%
SOCIAL WORK SERVICES	4,249,824	303,567	1,295,102		2,954,722	30.5%
COMMUNICATIONS AND COMMUNITY ENGAGEMENT	2,206,166	161,161	753,408	26,403	1,426,355	35.3%
TEACHING AND LEARNING SUPPORT	17,642,054	824,531	10,585,089	277,288	6,779,677	61.6%
INSTRUCTIONAL PROFESSIONAL GROWTH AND INNOVATION	1,298,766	89,643	381,306	97,807	819,653	36.9%
OPPORTUNITY AND ACHIEVEMENT	88,765	3,375	21,999		66,766	24.8%
SPECIAL EDUCATION SUPPORT	3,745,574	307,404	1,381,231		2,364,343	36.9%
GIFTED EDUC AND ACADEMY PROGRAMS SUPPORT	2,510,801	233,957	943,870	376	1,566,555	37.6%
MEDIA SERVICES SUPPORT	13,503,458	1,319,101	4,101,322	90,515	9,311,621	31.0%
PLANNING INNOVATION AND ACCOUNTABILITY	2,341,560	125,810	662,224	7,116	1,672,220	28.6%
MIDDLE SCHOOL CLASSROOM	61,935,490	6,011,952	17,974,094	18,350	43,943,046	29.1%
REMEDIAL EDUCATION	8,531,423	748,534	2,861,829		5,669,594	33.5%
OFFICE OF THE PRINCIPAL-MIDDLE	11,413,160	981,731	4,533,179	6,010	6,873,971	39.8%
HOMEBOUND SERVICES	415,461	32,500	75,663		339,798	18.2%
TECHNICAL AND CAREER EDUCATION SUPPORT	990,961	89,894	403,007		587,954	40.7%
STUDENT LEADERSHIP	1,493,156	271,637	758,136		735,020	50.8%
PSYCHOLOGICAL SERVICES	5,174,732	514,760	2,042,745	1,210	3,130,777	39.5%
AUDIOLOGICAL SERVICES	507,161	51,744	232,044	100	275,017	45.8%
SCHOOL LEADERSHIP	2,097,200	143,366	795,720	80,430	1,221,050	41.8%
ALTERNATIVE EDUCATION	1,466,457	121,543	475,530	446	990,481	32.5%
TOTAL INSTRUCTION	593,952,534	60,090,254	204,398,224	1,022,021	388,532,289	34.6%
ADMIN., ATTENDANCE, AND HEALTH CATEGORY:						
BOARD, LEGAL, AND GOVERNMENTAL SERVICES	1,224,244	34,693	188,705	58,650	976,889	20.2%
OFFICE OF THE SUPERINTENDENT	1,146,791	82,902	436,506	5,100	705,185	38.5%
BUDGET AND FINANCE	5,151,673	396,263	2,198,341	8,603	2,944,729	42.8%
HUMAN RESOURCES	5,534,752	480,017	2,059,878	45,000	3,429,874	38.0%
INTERNAL AUDIT	461,375	38,799	197,300		264,075	42.8%
PURCHASING SERVICES	1,154,897	91,635	437,189		717,708	37.9%
PROFESSIONAL GROWTH AND INNOVATION	918,320	68,842	322,273	15,601	580,446	36.8%
BENEFITS	2,516,406	154,942	842,766	156	1,673,484	33.5%
HEALTH SERVICES	8,222,618	795,625	2,450,299		5,772,319	29.8%
TOTAL ADMIN., ATTENDANCE, AND HEALTH	26,331,076	2,143,718	9,133,257	133,110	17,064,709	35.2%

VIRGINIA BEACH CITY PUBLIC SCHOOLS
STATEMENT OF EXPENDITURES AND ENCUMBRANCES
SCHOOL OPERATING FUND
JULY 1, 2019 THROUGH NOVEMBER 30, 2019

A 6

	FY 2020 APPROPRIATIONS	MONTH'S EXPENDITURES	YR-TO-DATE EXPENDITURES	OUTSTANDING ENCUMBRANCES	REMAINING BALANCE	PERCENT OBLIGATED
PUPIL TRANSPORTATION CATEGORY:						
MANAGEMENT	2,667,275	225,242	1,201,592		1,465,683	45.0%
VEHICLE OPERATIONS	22,597,180	1,656,627	7,673,529	3,077,935	11,845,716	47.6%
VEHICLE OPERATIONS-SPECIAL EDUCATION	6,845,179	520,397	1,731,794	754,614	4,358,771	36.3%
VEHICLE MAINTENANCE	3,800,405	289,373	1,398,508		2,401,897	36.8%
MONITORING SERVICES	3,614,782	326,178	1,053,938		2,560,844	29.2%
TOTAL PUPIL TRANSPORTATION	39,524,821	3,017,817	13,059,361	3,832,549	22,632,911	42.7%
OPERATIONS AND MAINTENANCE CATEGORY:						
SCHOOL DIVISION SERVICES	425,206	24,986	140,906	571	283,729	33.3%
FACILITIES AND MAINTENANCE SERVICES	51,091,800	3,584,077	19,342,040	3,758,802	27,990,958	45.2%
DISTRIBUTION SERVICES	2,024,221	143,756	723,949	39,733	1,260,539	37.7%
GROUNDS SERVICES	4,571,314		2,285,657		2,285,657	50.0%
CUSTODIAL SERVICES	28,617,225	2,267,033	9,398,996	878,630	18,339,599	35.9%
SAFE SCHOOLS	8,267,460	774,601	2,520,354	61	5,747,045	30.5%
VEHICLE SERVICES	2,283,906	288,978	965,505	262,010	1,056,391	53.7%
TELECOMMUNICATIONS	1,071,491	57,821	621,631	79,959	369,901	65.5%
TOTAL OPERATIONS AND MAINTENANCE	98,352,623	7,141,252	35,999,038	5,019,766	57,333,819	41.7%
TECHNOLOGY CATEGORY:						
ELEMENTARY CLASSROOM	2,025,441	22,829	1,669,958	102,285	253,198	87.5%
SENIOR HIGH CLASSROOM	624,160	9,282	369,008	128,730	126,422	79.7%
TECHNICAL AND CAREER EDUCATION	327,487	8,674	186,070	13,267	128,150	60.9%
GIFTED EDUCATION AND ACADEMY PROGRAMS	105,050	3,470	49,808	2,371	52,871	49.7%
SPECIAL EDUCATION	194,470	9,191	147,032	1,441	45,997	76.3%
SUMMER SCHOOL	10,961				10,961	
GENERAL ADULT EDUCATION	42,538	4,172	16,572	6,700	19,266	54.7%
ALTERNATIVE EDUCATION-RENAISSANCE	45,333		45,333			100.0%
STUDENT ACTIVITIES	10,271	14	9,578		693	93.3%
OFFICE OF THE PRINCIPAL-ELEMENTARY	10,219	2,041	13,596	40	(3,417)	133.4%
OFFICE OF THE PRINCIPAL-SENIOR HIGH		1,098	6,129		(6,129)	
OFFICE OF THE PRINCIPAL-TECHNICAL	511	180	180	975	(644)	226.0%
GUIDANCE SERVICES	29,607	681	20,348		9,259	68.7%
SOCIAL WORK SERVICES	15,886		7,684	120	8,082	49.1%
COMMUNICATIONS AND COMMUNITY ENGAGEMENT	277,084	4,873	217,908	238	58,938	78.7%
INSTRUCTIONAL TECHNOLOGY	15,642,194	945,257	7,411,260	18,335	8,212,599	47.5%
TEACHING AND LEARNING SUPPORT	394,809	3,793	288,513	46,770	59,526	84.9%
INSTRUCTIONAL PROFESSIONAL GROWTH AND INNOVATION	33,027				33,027	
OPPORTUNITY AND ACHIEVEMENT	4,655		136	570	3,949	15.2%
SPECIAL EDUCATION SUPPORT	68,867	616	62,180		6,687	90.3%
GIFTED EDUC AND ACADEMY PROGRAMS SUPPORT	34,746	1,433	13,354	45	21,347	38.6%
MEDIA SERVICES SUPPORT	576,296	4,856	546,603	840	28,853	95.0%
PLANNING INNOVATION AND ACCOUNTABILITY	513,041	5,100	276,743	43,347	192,951	62.4%
MIDDLE SCHOOL CLASSROOM	438,415	65,078	243,511	156,318	38,586	91.2%
REMEDIAL EDUCATION	18,627		8,645		9,982	46.4%
OFFICE OF THE PRINCIPAL-MIDDLE	1,250	489	12,563		(11,313)	1005.0%
HOMEBOUND SERVICES	40,962	554	4,713		36,249	11.5%
TECHNICAL AND CAREER EDUCATION SUPPORT	12,411	1,173	10,464		1,947	84.3%

VIRGINIA BEACH CITY PUBLIC SCHOOLS
STATEMENT OF EXPENDITURES AND ENCUMBRANCES
SCHOOL OPERATING FUND
JULY 1, 2019 THROUGH NOVEMBER 30, 2019

A 7

	FY 2020 APPROPRIATIONS	MONTH'S EXPENDITURES	YR-TO-DATE EXPENDITURES	OUTSTANDING ENCUMBRANCES	REMAINING BALANCE	PERCENT OBLIGATED
TECHNOLOGY CATEGORY:						
STUDENT LEADERSHIP	2,460	152	621		1,839	25.2%
PSYCHOLOGICAL SERVICES	15,987	78	10,069	2,516	3,402	78.7%
AUDIOLOGICAL SERVICES	550		26	508	16	97.1%
SCHOOL LEADERSHIP	39,190	1,362	12,111		27,079	30.9%
ALTERNATIVE EDUCATION	172,697	760	45,243	20,625	106,829	38.1%
BOARD, LEGAL, AND GOVERNMENTAL SERVICES	2,279		233		2,046	10.2%
OFFICE OF THE SUPERINTENDENT	15,475		8,049		7,426	52.0%
BUDGET AND FINANCE	250,682	73,322	194,298	2,235	54,149	78.4%
HUMAN RESOURCES	275,357	17,069	262,254		13,103	95.2%
INTERNAL AUDIT	2,170	11	635		1,535	29.3%
PURCHASING SERVICES	56,028	1,297	32,674		23,354	58.3%
PROFESSIONAL GROWTH AND INNOVATION	154,788	422	132,016		22,772	85.3%
OFFICE OF TECHNOLOGY	962,849	74,227	371,899	280	590,670	38.7%
BENEFITS	59,221	651	31,890		27,331	53.8%
HEALTH SERVICES	839				839	
MANAGEMENT	21,514	108	15,908		5,606	73.9%
VEHICLE OPERATIONS	285,811	72,617	479,753	102,054	(295,996)	203.6%
VEHICLE OPERATIONS-SPED	166,315	21,126	145,189	21,126		100.0%
VEHICLE MAINTENANCE	29,645	8,837	12,137		17,508	40.9%
SCHOOL DIVISION SERVICES	10,224	16	8,877		1,347	86.8%
FACILITIES AND MAINTENANCE SERVICES	1,304,713	47,439	645,890	55,141	603,682	53.7%
DISTRIBUTION SERVICES	54,007	5,788	47,462		6,545	87.9%
CUSTODIAL SERVICES	10,278	4,141	8,111		2,167	78.9%
SAFE SCHOOLS	736,789	161,995	667,533	83,027	(13,771)	101.9%
VEHICLE SERVICES	68,906	13,072	98,384	13,072	(42,550)	161.8%
TELECOMMUNICATIONS	10,420	3,811	7,140		3,280	68.5%
TECHNOLOGY MAINTENANCE	15,457,854	647,094	7,602,553	1,350,520	6,504,781	57.9%
TOTAL TECHNOLOGY	41,665,365	2,250,249	22,478,844	2,173,496	17,013,025	59.2%
 TOTAL SCHOOL OPERATING FUND (EXCLUDING DEBT SERVICE)	 799,826,419	 74,643,290	 285,068,724	 12,180,942	 502,576,753	 37.2%
 DEBT SERVICE CATEGORY:	 43,313,882	 122,532	 18,427,752	 	 24,886,130	 42.5%

Virginia Beach City Public Schools
Interim Financial Statements
School Operating Fund Summary
For the period July 1, 2019 through November 30, 2019

B1

Revenues :

	Budget	% of Total	Actual	Unrealized	Percent Realized
Source:					
Commonwealth of Virginia	284,825,537	34.20%	105,338,400	(179,487,137)	36.98%
State Share Sales Tax	78,981,847	9.48%	26,954,573	(52,027,274)	34.13%
Federal Government	12,200,000	1.46%	4,459,571	(7,740,429)	36.55%
City of Virginia Beach	453,801,557	54.50%	189,513,046	(264,288,511)	41.76%
Other Sources	3,032,803	0.36%	2,305,257	(727,546)	76.01%
Total Revenues	832,841,744	100.0%	328,570,847	(504,270,897)	39.45%
Prior Year Local Contribution*	10,298,557				
	<u>843,140,301</u>				

Expenditures/Encumbrances:

	Budget	% of Total	Actual	Unencumbered	Percent Obligated
Category:					
Instruction	593,952,534	70.45%	205,420,245	388,532,289	34.59%
Administration, Attendance and Health	26,331,076	3.12%	9,266,367	17,064,709	35.19%
Pupil Transportation	39,524,821	4.69%	16,891,910	22,632,911	42.74%
Operations and Maintenance	98,352,623	11.66%	41,018,804	57,333,819	41.71%
Technology	41,665,365	4.94%	24,652,340	17,013,025	59.17%
Debt Service	43,313,882	5.14%	18,427,752	24,886,130	42.54%
Total Expenditures/Encumbrances	843,140,301	100.00%	315,677,418	527,462,883	37.44%

*Fiscal year 2018-2019 encumbrances brought forward into the current year

VIRGINIA BEACH CITY PUBLIC SCHOOLS
SCHOOL OPERATING FUND
BALANCE SHEET
JULY 1, 2019 THROUGH NOVEMBER 30, 2019

B 2

ASSETS:

CASH	385,829
DUE FROM GENERAL FUND	49,309,381
DUE FROM COMMONWEALTH OF VA	4,520,290
PREPAID ITEM	10,200

TOTAL ASSETS	<u>54,225,700</u>
--------------	-------------------

LIABILITIES:

VOUCHERS PAYABLE	451,373
ACCOUNTS PAYABLE	72,984
ACCOUNTS PAYABLE - SCHOOLS	53,402
SALARIES PAYABLE-OPTIONS	16,099,098
FICA PAYABLE-OPTIONS	1,216,564
WIRES PAYABLE	95,335
ACH PAYABLES	<u>212,899</u>
TOTAL LIABILITIES	<u>18,201,655</u>

FUND EQUITY:

FUND BALANCE	651,117
ESTIMATED REVENUE	(832,841,744)
APPROPRIATIONS	843,140,301
ENCUMBRANCES	12,180,942
RESERVE FOR ENCUMBRANCES	(12,180,942)
EXPENDITURES	(303,496,476)
REVENUES	<u>328,570,847</u>
TOTAL FUND EQUITY	<u>36,024,045</u>
TOTAL LIABILITIES AND FUND EQUITY	<u>54,225,700</u>

VIRGINIA BEACH CITY PUBLIC SCHOOLS
STATEMENT OF REVENUES
SCHOOL OPERATING FUND
JULY 1, 2019 THROUGH NOVEMBER 30, 2019

B 3

	FY 2020 ESTIMATED	MONTH'S REALIZED	YR-TO-DATE REALIZED	UNREALIZED REVENUES	PERCENT REALIZED
REIMB-SOCIAL SECURITY	10,635,633	879,132	4,395,664	(6,239,969)	41.3%
REIMB-RETIREMENT	23,414,266	1,935,405	9,677,022	(13,737,244)	41.3%
REIMB-LIFE INSURANCE	714,334	59,046	295,231	(419,103)	41.3%
BASIC SCHOOL AID	177,592,419	14,647,945	73,239,723	(104,352,696)	41.2%
SP ED-SOQ	18,731,413	1,548,324	7,741,618	(10,989,795)	41.3%
VOCATIONAL FUNDS-SOQ	1,904,889	157,456	787,283	(1,117,606)	41.3%
FOSTER HOME CHILDREN-REGULAR	420,617			(420,617)	
SUMMER SCHOOLS-REMEDIAL	270,315	22,526	112,631	(157,684)	41.7%
GIFTED & TALENTED AID-SOQ	1,984,260	164,018	820,087	(1,164,173)	41.3%
REMEDIAL ED-SOQ	4,603,483	380,520	1,902,601	(2,700,882)	41.3%
SP ED-HOME BOUND	116,073			(116,073)	
SP ED-REGIONAL PROG PAYMENT	9,228,646			(9,228,646)	
VOCATIONAL ED-OCCUPATIONAL/TECH ED	319,681			(319,681)	
ENGLISH AS A SECOND LANG PAYMENTS	1,017,426	84,785	423,927	(593,499)	41.7%
AT-RISK INITIATIVE	3,786,117	312,958	1,564,793	(2,221,324)	41.3%
CLASS SIZE INITIATIVE	5,029,898			(5,029,898)	
SALARY SUPPLEMENT	10,592,101	875,564	4,377,820	(6,214,281)	41.3%
SUPPLEMENTAL LOTTERY PER PUPIL ALLOCATION	14,463,966			(14,463,966)	
TOTAL FROM COMMONWEALTH OF VIRGINIA	<u>284,825,537</u>	<u>21,067,679</u>	<u>105,338,400</u>	<u>(179,487,137)</u>	37.0%
STATE SHARE SALES TAX	<u>78,981,847</u>	<u>10,722,569</u>	<u>26,954,573</u>	<u>(52,027,274)</u>	34.1%
TOTAL FROM STATE SHARE SALES TAX	<u>78,981,847</u>	<u>10,722,569</u>	<u>26,954,573</u>	<u>(52,027,274)</u>	34.1%
PUBLIC LAW 874	8,935,191			(8,935,191)	
DEPT OF THE NAVY-NJROTC	100,000		54,698	(45,302)	54.7
DEPT OF DEFENSE	1,500,000		2,018,064	518,064	134.5
DEPT OF DEFENSE-SPECIAL ED			2,008,898	2,008,898	
MEDICAID REIMBURSEMENT	1,664,809	137,236	329,569	(1,335,240)	19.8
MEDICAID REIMBURSEMENT-TRANSPORTATION		9,778	48,342	48,342	
TOTAL FROM FEDERAL GOVERNMENT	<u>12,200,000</u>	<u>147,014</u>	<u>4,459,571</u>	<u>(7,740,429)</u>	36.6

VIRGINIA BEACH CITY PUBLIC SCHOOLS
STATEMENT OF REVENUES
SCHOOL OPERATING FUND
JULY 1, 2019 THROUGH NOVEMBER 30, 2019

B 4

	FY 2020 ESTIMATED	MONTH'S REALIZED	YR-TO-DATE REALIZED	UNREALIZED REVENUES	PERCENT REALIZED
CITY OF VIRGINIA BEACH-LOCAL CONTRIBUTION	447,266,019	37,272,168	186,360,841	(260,905,178)	41.7%
TRANSFER FROM SCHOOL RESERVE FUND	5,800,000	483,334	2,416,667	(3,383,333)	41.7%
CITY OF VIRGINIA BEACH-CONSOLIDATED BEN	735,538		735,538		100.0%
TOTAL TRANSFERS	453,801,557	37,755,502	189,513,046	(264,288,511)	41.8%
SALE OF SCHOOL VEHICLES	15,000	9,760	27,705	12,705	184.7%
RENT OF FACILITIES	450,000	15,772	83,962	(366,038)	18.7%
SECEP-RENT OF FACILITIES			82,500	82,500	
TUITION-REGULAR DAY	100,000	11,809	44,041	(55,959)	44.0%
TUITION-GEN ADULT ED	142,839			(142,839)	
TUITION-SUMMER SCHOOL	700,000		564,077	(135,923)	80.6%
TUITION-VOCATIONAL ADULT ED	169,750			(169,750)	
TUITION-DRIVERS ED	322,125		37,800	(284,325)	11.7%
COLLEGE NIGHT FEES		2,375	11,375	11,375	
TUITION-LPN PROGRAM	25,575			(25,575)	
TUITION-RENAISSANCE ACADEMY	20,811			(20,811)	
PLANETARIUM FEES		(9)	949	949	
DONATION			66	66	
MISCELLANEOUS REVENUE	224,703	122,258	123,523	(101,180)	55.0%
STOP ARM ENFORCEMENT PROGRAM	250,000	85,508	327,308	77,308	130.9%
SALE OF SALVAGE MATERIALS	12,000	7,402	631,416	619,416	5261.8%
REIMB-SYSTEM REPAIRS		1,105	29,515	29,515	
INDIRECT COST-GRANTS	600,000	65,074	212,541	(387,459)	35.4%
LOST & STOLEN-TECHNOLOGY			2,491	2,491	
LOST & DAMAGED-TECHNOLOGY		3,275	11,633	11,633	
LOST & DAMAGED-CALCULATORS			1,216	1,216	
LOST & DAMAGED-HEARTRATE MONITORS			1,014	1,014	
PREMIUM ON BONDS			112,125	112,125	
TOTAL FROM OTHER SOURCES	3,032,803	324,329	2,305,257	(727,546)	76.0%
TOTAL SCHOOL OPERATING FUND	832,841,744	70,017,093	328,570,847	(504,270,897)	39.5%

VIRGINIA BEACH CITY PUBLIC SCHOOLS
SCHOOL ATHLETICS FUND
JULY 1, 2019 THROUGH NOVEMBER 30, 2019

B 5

ASSETS:		LIABILITIES:	
CASH	3,098,782	VOUCHERS PAYABLE	13,115
		ACH PAYABLES	4,484
		TOTAL LIABILITIES	<u>17,599</u>
		FUND EQUITY:	
		FUND BALANCE	
		ESTIMATED REVENUE	(5,227,274)
		APPROPRIATIONS	5,351,064
		ENCUMBRANCES	5,750
		RESERVE FOR ENCUMBRANCES	(5,750)
		EXPENDITURES	(2,082,409)
		REVENUES	<u>5,039,802</u>
		TOTAL FUND EQUITY	<u>3,081,183</u>
TOTAL ASSETS	<u>3,098,782</u>	TOTAL LIABILITIES AND FUND EQUITY	<u>3,098,782</u>

	FY 2020 ESTIMATED	MONTH'S REALIZED	YR-TO-DATE REALIZED	UNREALIZED REVENUES	PERCENT REALIZED	FY 2019 PERCENT REALIZED
REVENUES:						
INTEREST ON BANK DEPOSITS	5,000	7,154	40,672	35,672	813.4%	484.4%
BASKETBALL	120,000			(120,000)		3.7%
FOOTBALL	250,000	47,985	229,472	(20,528)	91.8%	67.9%
GYMNASTICS	4,000			(4,000)		
WRESTLING	13,000			(13,000)		
SOCCER	42,000			(42,000)		
MIDDLE SCHOOL	65,000	28,720	28,720	(36,280)	44.2%	37.8%
TRANSFER FROM SCHOOL OPERATING	4,723,274		4,723,274		100.0%	100.0%
OTHER INCOME	5,000	505	17,664	12,664	353.3%	533.4%
TOTAL REVENUES	<u>5,227,274</u>	<u>84,364</u>	<u>5,039,802</u>	<u>(187,472)</u>	96.4%	94.9%
PYFB-ENCUMBRANCES	<u>123,790</u>					
TOTAL REVENUES AND PYFB	<u>5,351,064</u>					

	FY 2020 APPROPRIATIONS	MONTH'S EXPENDITURES	YR-TO-DATE EXPENDITURES	OUTSTANDING ENCUMBRANCES	REMAINING BALANCE	PERCENT OBLIGATED	FY 2019 PERCENT OBLIGATED
EXPENDITURES:							
PERSONNEL SERVICES	2,554,767	267,652	958,171		1,596,596	37.5%	37.0%
FICA BENEFITS	195,437	20,466	73,265		122,172	37.5%	37.0%
PURCHASED SERVICES	1,282,029	39,600	327,824		954,205	25.6%	27.5%
VA HIGH SCHOOL LEAGUE DUES	51,250	255	20,535		30,715	40.1%	39.5%
ATHLETIC INSURANCE	190,000		179,748		10,252	94.6%	109.0%
OTHER CHARGES		419	684		(684)		
MATERIALS AND SUPPLIES	780,748	60,136	404,224	4,103	372,421	52.3%	71.2%
CAPITAL OUTLAY	290,156	6,500	112,705		177,451	38.8%	32.7%
LAND, STRUCTURES AND IMPROVEMENTS	6,677		5,253	1,647	(223)	103.3%	101.5%
TOTAL	<u>5,351,064</u>	<u>395,028</u>	<u>2,082,409</u>	<u>5,750</u>	<u>3,262,905</u>	39.0%	44.4%

VIRGINIA BEACH CITY PUBLIC SCHOOLS
SCHOOL CAFETERIAS FUND
JULY 1, 2019 THROUGH NOVEMBER 30, 2019

B 6

ASSETS:		LIABILITIES:	
CASH	13,702,005	VOUCHERS PAYABLE	45
CASH WITH CAFETERIAS	11,946	SALARIES PAYABLE-OPTIONS	311,305
FOOD INVENTORY	233,974	FICA PAYABLE-OPTIONS	23,857
FOOD-USDA INVENTORY	157,242	ACH PAYABLES	695,772
SUPPLIES INVENTORY	118,283	UNEARNED REVENUE	474,466
		TOTAL LIABILITIES	<u>1,505,445</u>
		FUND EQUITY:	
		FUND BALANCE	11,018,184
		ESTIMATED REVENUE	(33,063,472)
		APPROPRIATIONS	35,659,895
		ENCUMBRANCES	326,978
		RESERVE FOR ENCUMBRANCES	(326,978)
		EXPENDITURES	(8,792,621)
		REVENUES	<u>7,896,019</u>
		TOTAL FUND EQUITY	<u>12,718,005</u>
TOTAL ASSETS	<u>14,223,450</u>	TOTAL LIABILITIES AND FUND EQUITY	<u>14,223,450</u>

	FY 2020 ESTIMATED	MONTH'S REALIZED	YR-TO-DATE REALIZED	UNREALIZED REVENUES	PERCENT REALIZED	FY 2019 PERCENT REALIZED
REVENUES:						
INTEREST ON BANK DEPOSITS	75,000	25,190	139,232	64,232	185.6%	137.8%
CHARGES FOR SERVICES	11,217,029	1,042,370	3,376,257	(7,840,772)	30.1%	26.2%
USDA REBATES	600,000	145,297	172,679	(427,321)	28.8%	7.3%
TOTAL LOCAL REVENUE	<u>11,892,029</u>	<u>1,212,857</u>	<u>3,688,168</u>	<u>(8,203,861)</u>	31.0%	25.6%
SCHOOL MEAL PAYMENTS	500,000			(500,000)		
SCHOOL BREAKFAST INITIATIVE		5,264	5,264	5,264		
TOTAL REVENUE FROM COMMONWEALTH	<u>500,000</u>	<u>5,264</u>	<u>5,264</u>	<u>(494,736)</u>	1.1%	
SCHOOL BREAKFAST PROGRAM		647,212	1,139,441	1,139,441		
NATIONAL SCHOOL MEAL PROGRAM	18,241,572	1,545,511	2,824,476	(15,417,096)	15.5%	7.8%
USDA COMMODITIES	1,929,871			(1,929,871)		
SUMMER FEED PROGRAM	150,000		139,619	(10,381)	93.1%	
CHILD AND ADULT CARE FOOD PROGRAM	350,000	57,153	98,351	(251,649)	28.1%	
OTHER FEDERAL FUNDS			700	700		
TOTAL REVENUE FROM FEDERAL GOV'T	<u>20,671,443</u>	<u>2,249,876</u>	<u>4,202,587</u>	<u>(16,468,856)</u>	20.3%	7.9%
TOTAL REVENUES	<u>33,063,472</u>	<u>3,467,997</u>	<u>7,896,019</u>	<u>(25,167,453)</u>	23.9%	14.5%
PRIOR YEAR FUND BALANCE (PYFB)	2,490,632					
PYFB-ENCUMBRANCES	105,791					
TOTAL REVENUES AND PYFB	<u>35,659,895</u>					

	FY 2020 APPROPRIATIONS	MONTH'S EXPENDITURES	YR-TO-DATE EXPENDITURES	OUTSTANDING ENCUMBRANCES	REMAINING BALANCE	PERCENT OBLIGATED	FY 2019 PERCENT OBLIGATED
EXPENDITURES:							
PERSONNEL SERVICES	12,143,480	986,211	3,132,189		9,011,291	25.8%	26.5%
FRINGE BENEFITS	5,331,963	354,143	1,128,740		4,203,223	21.2%	24.0%
PURCHASED SERVICES	443,008	35,896	228,222	148,078	66,708	84.9%	36.7%
OTHER CHARGES	44,782	2,455	22,499		22,283	50.2%	31.5%
MATERIALS AND SUPPLIES	16,309,245	1,308,929	3,857,180	23,885	12,428,180	23.8%	21.0%
CAPITAL OUTLAY	1,387,417	40,936	423,791	155,015	808,611	41.7%	38.1%
TOTAL	<u>35,659,895</u>	<u>2,728,570</u>	<u>8,792,621</u>	<u>326,978</u>	<u>26,540,296</u>	25.6%	24.1%

VIRGINIA BEACH CITY PUBLIC SCHOOLS
SCHOOL TEXTBOOKS FUND
JULY 1, 2019 THROUGH NOVEMBER 30, 2019

B 7

ASSETS:		LIABILITIES:	
CASH	5,536,802	TOTAL LIABILITIES	
		FUND EQUITY:	
		FUND BALANCE	6,304,714
		ESTIMATED REVENUE	(4,052,385)
		APPROPRIATIONS	4,777,278
		ENCUMBRANCES	
		RESERVE FOR ENCUMBRANCES	
		EXPENDITURES	(3,212,392)
		REVENUES	1,719,587
		TOTAL FUND EQUITY	5,536,802
TOTAL ASSETS	5,536,802	TOTAL LIABILITIES AND FUND EQUITY	5,536,802

	FY 2020 ESTIMATED	MONTH'S REALIZED	YR-TO-DATE	UNREALIZED REVENUES	PERCENT REALIZED	FY 2019 PERCENT REALIZED
REVENUES:						
INTEREST ON BANK DEPOSITS	29,483	11,864	67,101	37,618	227.6%	112.7%
PURCHASES			52	52		
LOST AND DAMAGED	27,000		655	(26,345)	2.4%	75.7%
MISCELLANEOUS			289	289		
TOTAL LOCAL REVENUE	56,483	11,864	68,097	11,614	120.6%	96.0%
DEPT OF EDUCATION	3,995,902	330,298	1,651,490	(2,344,412)	41.3%	41.5%
TOTAL REVENUE-COMMONWEALTH	3,995,902	330,298	1,651,490	(2,344,412)	41.3%	41.5%
TOTAL REVENUES	4,052,385	342,162	1,719,587	(2,332,798)	42.4%	42.2%
PRIOR YEAR FUND BALANCE (PYFB)	722,803					
PYFB-ENCUMBRANCES	2,090					
TOTAL REVENUES AND PYFB	4,777,278					

	FY 2020 APPROPRIATIONS	MONTH'S EXPENDITURES	YR-TO-DATE EXPENDITURES	OUTSTANDING ENCUMBRANCES	REMAINING BALANCE	PERCENT OBLIGATED	FY 2019 PERCENT OBLIGATED
EXPENDITURES:							
PERSONNEL SERVICES	93,977	7,832	39,258		54,719	41.8%	46.0%
FRINGE BENEFITS	30,110	3,596	14,457		15,653	48.0%	47.8%
PURCHASED SERVICES							22.1%
MATERIALS AND SUPPLIES	4,653,191	198,289	3,158,677		1,494,514	67.9%	83.0%
TOTAL	4,777,278	209,717	3,212,392		1,564,886	67.2%	75.3%

VIRGINIA BEACH CITY PUBLIC SCHOOLS
SCHOOL RISK MANAGEMENT FUND
JULY 1, 2019 THROUGH NOVEMBER 30, 2019

B 8

ASSETS:		LIABILITIES:	
CASH	17,664,350	EST CLAIMS/JUDGMENTS PAYABLE	8,597,000
PREPAID ITEM	218,157	TOTAL LIABILITIES	8,597,000
		FUND EQUITY:	
		RETAINED EARNINGS	6,822,824
		ENCUMBRANCES	3,704
		RESERVE FOR ENCUMBRANCES	(3,704)
		EXPENSES	(4,549,811)
		REVENUES	7,012,494
		TOTAL FUND EQUITY	9,285,507
TOTAL ASSETS	17,882,507	TOTAL LIABILITIES AND FUND EQUITY	17,882,507

REVENUES:	MONTH'S REALIZED	YR-TO-DATE REALIZED
INTEREST ON BANK DEPOSITS	39,466	198,215
RISK MANAGEMENT CHARGES		6,805,724
INSURANCE PROCEEDS		5,718
MISCELLANEOUS REVENUE	767	2,837
TOTAL REVENUES	40,233	7,012,494

EXPENSES:	MONTH'S EXPENSES	YR-TO-DATE EXPENSES	OUTSTANDING ENCUMBRANCES
PERSONNEL SERVICES	26,880	132,537	
FRINGE BENEFITS	9,159	40,472	
OTHER PURCHASED SERVICES		190,221	3,704
FIRE AND PROPERTY INSURANCE	(4,357)	1,849,773	
MOTOR VEHICLE INSURANCE	47,693	1,017,065	
WORKER'S COMPENSATION	141,420	1,080,198	
SURETY BONDS		200	
GENERAL LIABILITY INSURANCE	719	233,510	
MISCELLANEOUS	278	1,440	
MATERIALS AND SUPPLIES	892	4,395	
TOTAL	222,684	4,549,811	3,704

VIRGINIA BEACH CITY PUBLIC SCHOOLS
SCHOOL COMMUNICATION TOWERS/TECHNOLOGY FUND
JULY 1, 2019 THROUGH NOVEMBER 30, 2019

B 9

ASSETS:		LIABILITIES:	
CASH	3,092,665	DEPOSITS PAYABLE	75,000
		TOTAL LIABILITIES	<u>75,000</u>
		FUND EQUITY:	
		FUND BALANCE	2,433,487
		ESTIMATED REVENUE	(516,000)
		APPROPRIATIONS	801,170
		ENCUMBRANCES	13,771
		RESERVE FOR ENCUMBRANCES	(13,771)
		EXPENDITURES	(54,823)
		REVENUES	<u>353,831</u>
		TOTAL FUND EQUITY	<u>3,017,665</u>
TOTAL ASSETS	<u>3,092,665</u>	TOTAL LIABILITIES AND FUND EQUITY	<u>3,092,665</u>

	FY 2020 ESTIMATED	MONTH'S REALIZED	YR-TO-DATE REALIZED	UNREALIZED REVENUES	PERCENT REALIZED	FY 2019 PERCENT REALIZED
REVENUES:						
INTEREST ON BANK DEPOSITS	16,000	6,790	32,623	16,623	203.9%	183.5%
RENT-WIRELESS COMMUNICATION	500,000			(500,000)		
TOWER RENT-BAYSIDE HIGH			27,500	27,500		
TOWER RENT-COX HIGH		2,188	61,192	61,192		
TOWER RENT-FIRST COLONIAL HIGH			32,958	32,958		
TOWER RENT-OCEAN LAKES HIGH		2,794	13,921	13,921		
TOWER RENT-SALEM HIGH			110,694	110,694		
TOWER RENT-TALLWOOD HIGH			46,738	46,738		
TOWER RENT-TECH CENTER		4,988	24,316	24,316		
TOWER RENT-WOODSTOCK ELEMENTARY		1,296	3,889			
TOTAL REVENUES	<u>516,000</u>	<u>18,056</u>	<u>353,831</u>	<u>(166,058)</u>	68.6%	49.5%
PRIOR YEAR FUND BALANCE (PYFB)	284,000					
PYFB-ENCUMBRANCES	<u>1,170</u>					
TOTAL REVENUES AND PYFB	<u>801,170</u>					

	FY 2020 APPROPRIATIONS	MONTH'S EXPENDITURES	YR-TO-DATE EXPENDITURES	OUTSTANDING ENCUMBRANCES	REMAINING BALANCE	PERCENT OBLIGATED	FY 2019 PERCENT OBLIGATED
EXPENDITURES:							
PURCHASED SERVICES				178	(178)		
MATERIALS AND SUPPLIES	<u>801,170</u>		54,823	13,593	732,754	8.5%	10.0%
TOTAL	<u>801,170</u>		<u>54,823</u>	<u>13,771</u>	<u>732,576</u>	8.6%	10.0%

VIRGINIA BEACH CITY PUBLIC SCHOOLS
STATEMENT OF REVENUES
SCHOOL GRANTS FUND
JULY 1, 2019 THROUGH NOVEMBER 30, 2019

B10

Revenues :

	FY 2020 Estimated	Month's Realized	Yr-To-Date Realized	Unrealized Revenues	Percent Realized
Source:					
Commonwealth of Virginia	15,512,722	256,859	1,624,728	(13,887,994)	10.47%
Federal Government	43,772,180	332,152	346,238	(43,425,942)	0.79%
Other Sources	1,117,026	33,541	74,300	(1,042,726)	6.65%
Transfers from School Operating Fund	5,560,247	(975)	5,567,404	7,157	100.13%
Total Revenues	65,962,175	621,577	7,612,670	(58,349,505)	11.54%

VIRGINIA BEACH CITY PUBLIC SCHOOLS
STATEMENT OF EXPENDITURES AND ENCUMBRANCES
SCHOOL GRANTS FUND
JULY 1, 2019 THROUGH NOVEMBER 30, 2019

B 11

	FY 2020 APPROPRIATIONS	MONTH'S EXPENDITURES	YR-TO-DATE EXPENDITURES	OUTSTANDING ENCUMBRANCES	REMAINING BALANCE	PERCENT OBLIGATED
ADULT BASIC EDUCATION FY20	314,094	39,719	148,671		165,423	47.3%
ALGEBRA READINESS FY19	505,159	48,058	241,770	100,000	163,389	67.7%
ALGEBRA READINESS INITIATIVE FY20	1,040,915		7,267	347,216	686,432	34.1%
ASIA SOCIETY CONFUCIUS CLASSROOMS NETWORK FY13	991				991	
ASSESSMENT FOR LEARNING PROJECT FY16	13,042				13,042	
CAREER & TECHNICAL EDUCATION STATE EQUIP FY20	78,673		19,699	22,896	36,078	54.1%
CAREER SWITCHER PROGRAM MENTOR REIMBURSE FY19	450				450	
CAREER SWITCHER PROGRAM MENTOR REIMBURSE FY20	28,200				28,200	
CARL PERKINS FY19	82,788		82,788			100.0%
CARL PERKINS FY20	938,704	113,197	252,286	87,502	598,916	36.2%
CHAMPIONS TOGETHER - IDEA FY19	4,000		4,000			100.0%
COPS SCHOOL VIOLENCE PREVENTION FY19	515,000			142,600	372,400	27.7%
CTE SPECIAL STATE EQUIPMENT ALLOCATION FY20	61,602				61,602	
DODEA MCASP OPERATION GRIT FY19	83,108	626	42,317	521	40,270	51.5%
DODEA MCASP OPERATION GRIT FY20	263,000	10,453	63,538	521	198,941	24.4%
DUAL ENROLLMENT TCC FY20	693,021				693,021	
EARLY CHILDHOOD ED LEADERS COMMUNITIES OF LEARNING FY19	1,000		1,000			100.0%
EARLY READING INTERVENTION FY19	1,061,025	182,574	579,397	13,586	468,042	55.9%
EARLY READING INTERVENTION FY20	1,901,940				1,901,940	
GENERAL ADULT EDUCATION (GAE) FY20	30,993	3,281	15,929		15,064	51.4%
GREEN RUN COLLEGIATE CHARTER SCHOOL SUPPORT FY20	12,500				12,500	
GREEN RUN COLLEGIATE CHARTER SCHOOL SUPPORT FY19	10,868		10,713		155	98.6%
HAMPTON ROADS WORKFORCE COUNCIL - ALC FY20	141,136	5,335	25,516		115,620	18.1%
HAMPTON ROADS WORKFORCE COUNCIL - STEM (OSY) FY20	141,136	5,645	32,762		108,374	23.2%
HAMPTON ROADS WORKFORCE COUNCIL STEM (ISY) FY20	155,000	3,425	8,173		146,827	5.3%
IDEA CO-TEACHING INITIATIVE THREE OAKS FY20	3,750		3,750			100.0%
INDUSTRY CERTIFICATIONS EXAMINATIONS FY20	95,139				95,139	
INDUSTRY CERTIFICATIONS EXAMS STEM-H FY20	25,973	3,876	3,876	4,440	17,657	32.0%
ISAEF FY20	67,092	6,047	8,593		58,499	12.8%
JAIL EDUCATION PROGRAM APR 2019-MAR 2020	137,991	13,703	63,635		74,356	46.1%
JUVENILE DETENTION CENTER APR 2019 - MAR 2020	865,763	98,939	408,858	14,805	442,100	48.9%
MCKINNEY HOMELESS FY19	46,365	6,042	42,798	2,242	1,325	97.1%
MCKINNEY VENTO HOMELESS FY20	73,000	8,372	10,284		62,716	14.1%
NATIONAL BOARD TEACHERS STIPENDS FY20	300,000				300,000	
NETWORK IMPROVEMENT COMMUNITY (NIC)	2,500				2,500	
NEW TEACHER MENTOR FY20	34,768				34,768	
NMSI FY20	641,964				641,964	
NNSY SUMMER 2019 STEMP CAMP	7,990	29	7,990			100.0%
ODU RESERARCH FOUNDATION CYBERSECURITY INTERNSHIP FY19	1,500	1,200	1,200		300	80.0%
POSITIVE BEHAVIOR INTERVENTIONS AND SUPPORTS FY19	13,979		13,979			100.0%
PRESCHOOL INCENTIVE - IDEA FY20	513,052			6,296	506,756	1.2%
PRESCHOOL INCENTIVE- IDEA FY19	196,947	39,151	147,193		49,754	74.7%

VIRGINIA BEACH CITY PUBLIC SCHOOLS
STATEMENT OF EXPENDITURES AND ENCUMBRANCES
SCHOOL GRANTS FUND
JULY 1, 2019 THROUGH NOVEMBER 30, 2019

B 12

	<u>FY 2020 APPROPRIATIONS</u>	<u>MONTH'S EXPENDITURES</u>	<u>YR-TO-DATE EXPENDITURES</u>	<u>OUTSTANDING ENCUMBRANCES</u>	<u>REMAINING BALANCE</u>	<u>PERCENT OBLIGATED</u>
PROJECT GRADUATION FY18	5,161				5,161	
PROJECT GRADUATION FY19	37,500	112	112		37,388	0.3%
PROJECT GRADUATION FY20	37,500				37,500	
PROJECT HOPE - CITY WIDE SCA FY14	2,454				2,454	
RACE TO GED FY20	66,168	6,495	29,946		36,222	45.3%
RESERVE FOR CONTINGENCY	5,490,415				5,490,415	
SCHOOL SECURITY EQUIPMENT GRANT FY20	126,034				126,034	
SCHOOL SECURITY OFFICER GRANT PROGRAM FY19	20,304	(228)	525		19,779	2.6%
STARTALK FY19	70,578	2,742	64,663		5,915	91.6%
STARTALK FY20	89,807				89,807	
STEM COMPETITION TEAM INITIATIVE FY20	10,000				10,000	
TECHNOLOGY INITIATIVE FY18	707,058	25,137	653,993	1,225	51,840	92.7%
TECHNOLOGY INITIATIVE FY19	2,618,400		270,217		2,348,183	10.3%
TECHNOLOGY INITIATIVE FY20	2,618,400				2,618,400	
TITLE I PART A FY18	3,645		3,645			100.0%
TITLE I PART A FY19	2,567,647	181,515	1,078,845	311,391	1,177,411	54.1%
TITLE I PART A FY20	11,914,698	831,014	2,338,828	41,974	9,533,896	20.0%
TITLE I PART D SUBPART 1 FY19	27,539	2,886	4,942	1,995	20,602	25.2%
TITLE I PART D SUBPART 1 FY20	68,023				68,023	
TITLE I PART D SUBPART 2 FY18	88,010		88,010			100.0%
TITLE I PART D SUBPART 2 FY19	236,418	14,873	27,670		208,748	11.7%
TITLE I PART D SUBPART 2 FY20	225,907				225,907	
TITLE II PART A FY18	12,096		12,096			100.0%
TITLE II PART A FY19	157,055	331	122,112		34,943	77.8%
TITLE II PART A FY20	1,613,719	123,131	278,442		1,335,277	17.3%
TITLE III PART A LANGUAGE ACQ. FY19	77,888	10,294	50,309		27,579	64.6%
TITLE III PART A LANGUAGE ACQUISITION FY20	142,218				142,218	
TITLE IV PART A FY18	29,590		29,590			100.0%
TITLE IV PART A FY20	905,129	4,514	66,068	24,639	814,422	10.0%
TITLE IV PART B 21ST CCLC LYNNHAVEN ES FY19	12,240		4,407		7,833	36.0%
TITLE IV PELL FY20	15,100		4,197		10,903	27.8%
TITLE IV, PART A FY19	710,172	49,579	142,273	61,270	506,629	28.7%
TITLE VI-B FY19	3,277,188	23,174	2,905,662		371,526	88.7%
TITLE VI-B FY20	14,768,570	1,375,212	1,375,212		13,393,358	9.3%
VA INITIATIVE AT RISK FOUR YEAR OLD FY19	593,958	(18)	593,940		18	100.0%
VA INITIATIVE AT RISK FOUR YEAR OLD FY20	4,826,738	492,373	855,694		3,971,044	17.7%
VBEF SCHOOL+COMMUNITY SUPER GRANT FY20	18,803				18,803	
VPI+ FY20	569,340	55,798	166,967		402,373	29.3%
VPI+ PRESCHOOL EXPANSION GRANT FY19	78,553		78,553			100.0%
WORKPLACE READINESS FY20	16,034			16,034		100.0%
TOTAL SCHOOL GRANTS FUND	<u>65,962,175</u>	<u>3,788,606</u>	<u>13,494,900</u>	<u>1,201,153</u>	<u>51,266,122</u>	<u>22.3%</u>

VIRGINIA BEACH CITY PUBLIC SCHOOLS
SCHOOL BOARD/CITY HEALTH INSURANCE FUND
JULY 1, 2019 THROUGH NOVEMBER 30, 2019

B 13

ASSETS:		LIABILITIES:	
CASH	63,475,300	ACCOUNTS PAYABLE-HSA	51,007
		WIRES PAYABLE	477,414
		EST CLAIMS-JUDGMENTS PAYABLE	9,430,162
		TOTAL LIABILITIES	<u>9,958,583</u>
		FUND EQUITY:	
		RETAINED EARNINGS	45,884,829
		ENCUMBRANCES	
		RESERVE FOR ENCUMBRANCES	
		EXPENSES	(54,374,264)
		REVENUES	<u>62,006,152</u>
		TOTAL FUND EQUITY	<u>53,516,717</u>
TOTAL ASSETS	<u>63,475,300</u>	TOTAL LIABILITIES AND FUND EQUITY	<u>63,475,300</u>

	MONTH'S REALIZED	YEAR-TO-DATE REALIZED
REVENUES:		
INTEREST ON BANK DEPOSITS	134,384	623,972
EMPLOYEE PREMIUMS-CITY	1,561,077	5,848,042
EMPLOYER PREMIUMS-CITY	5,495,327	20,830,232
EMPLOYEE PREMIUMS-SCHOOLS	1,806,394	7,218,824
EMPLOYER PREMIUMS-SCHOOLS	6,772,733	27,481,076
COBRA ADMINISTRATIVE FEE-CITY	403	1,969
COBRA ADMINISTRATIVE FEE-SCHOOLS	488	2,037
TOTAL REVENUES	<u>15,770,806</u>	<u>62,006,152</u>

	MONTH'S EXPENSES	YEAR-TO-DATE EXPENSES	OUTSTANDING ENCUMBRANCES
EXPENSES:			
SALARIES AND BENEFITS	53,588	227,670	
HEALTH CLAIMS AND OTHER EXPENSES-CITY	3,508,259	22,603,675	
HEALTH CLAIMS AND OTHER EXPENSES-SCHOOLS	4,927,229	31,542,919	
TOTAL EXPENSES	<u>8,489,076</u>	<u>54,374,264</u>	

VIRGINIA BEACH CITY PUBLIC SCHOOLS
SCHOOL VENDING OPERATIONS FUND
JULY 1, 2019 THROUGH NOVEMBER 30, 2019

B 14

ASSETS:		LIABILITIES:	
CASH	(18,246)	TOTAL LIABILITIES	
		FUND EQUITY:	
		FUND BALANCE	75,409
		ESTIMATED REVENUE	(144,000)
		APPROPRIATIONS	150,000
		ENCUMBRANCES	
		RESERVE FOR ENCUMBRANCES	
		EXPENDITURES	(149,800)
		REVENUES	50,145
		TOTAL FUND EQUITY	(18,246)
TOTAL ASSETS	(18,246)	TOTAL LIABILITIES AND FUND EQUITY	(18,246)

	FY 2020 ESTIMATED	MONTH'S REALIZED	YR-TO-DATE REALIZED	UNREALIZED REVENUES	PERCENT REALIZED	FY 2019 PERCENT REALIZED
REVENUES:						
INTEREST ON BANK DEPOSITS			376	376		
VENDING OPERATIONS RECEIPTS	144,000		49,769	(94,231)	34.6%	34.6%
TOTAL REVENUES	144,000		50,145	(93,855)	34.8%	34.7%
PRIOR YEAR FUND BALANCE (PYFB)	6,000					
TOTAL REVENUES AND PYFB	150,000					

	FY 2020 APPROPRIATIONS	MONTH'S EXPENDITURES	YR-TO-DATE EXPENDITURES	OUTSTANDING ENCUMBRANCES	REMAINING BALANCE	PERCENT OBLIGATED	FY 2019 PERCENT OBLIGATED
EXPENDITURES:							
SCHOOL ALLOCATIONS	144,280		149,800		(5,520)	103.8%	103.3%
MATERIALS AND SUPPLIES	5,520				5,520		0.3%
PURCHASED SERVICES	200				200		
TOTAL	150,000		149,800		200	99.9%	99.4%

VIRGINIA BEACH CITY PUBLIC SCHOOLS
SCHOOL INSTRUCTIONAL TECHNOLOGY FUND
JULY 1, 2019 THROUGH NOVEMBER 30, 2019

B 15

ASSETS:		LIABILITIES:	
CASH	897,593	TOTAL LIABILITIES	
		FUND EQUITY:	
		FUND BALANCE	513,400
		ESTIMATED REVENUE	
		APPROPRIATIONS	200,000
		ENCUMBRANCES	
		RESERVE FOR ENCUMBRANCES	
		EXPENDITURES	
		REVENUES	184,193
		TOTAL FUND EQUITY	897,593
TOTAL ASSETS	897,593	TOTAL LIABILITIES AND FUND EQUITY	897,593

REVENUES:	FY 2020 ESTIMATED	MONTH'S REALIZED	YR-TO-DATE REALIZED	UNREALIZED REVENUES
INTEREST ON BANK DEPOSITS		44,068	184,193	184,193
TOTAL REVENUES		44,068	184,193	184,193
PRIOR YEAR FUND BALANCE (PYFB)	200,000			
TOTAL REVENUES AND PYFB	200,000			

EXPENDITURES:	FY 2020 APPROPRIATIONS	MONTH'S EXPENDITURES	YR-TO-DATE EXPENDITURES	OUTSTANDING ENCUMBRANCES	REMAINING BALANCE
MATERIALS AND SUPPLIES	200,000				200,000
TOTAL	200,000				200,000

VIRGINIA BEACH CITY PUBLIC SCHOOLS
SCHOOL EQUIPMENT REPLACEMENT FUND
JULY 1, 2019 THROUGH NOVEMBER 30, 2019

B 16

ASSETS:		LIABILITIES:	
CASH	1,131,665	TOTAL LIABILITIES	
		FUND EQUITY:	
		FUND BALANCE	1,039,396
		ESTIMATED REVENUE	
		APPROPRIATIONS	80,000
		ENCUMBRANCES	
		RESERVE FOR ENCUMBRANCES	
		EXPENDITURES	
		REVENUES	12,269
		TOTAL FUND EQUITY	1,131,665
TOTAL ASSETS	1,131,665	TOTAL LIABILITIES AND FUND EQUITY	1,131,665

REVENUES:	FY 2020 ESTIMATED	MONTH'S REALIZED	YR-TO-DATE REALIZED	UNREALIZED REVENUES
INTEREST ON BANK DEPOSITS		2,489	12,269	12,269
TOTAL REVENUES		2,489	12,269	12,269
PRIOR YEAR FUND BALANCE (PYFB)	80,000			
TOTAL REVENUES AND PYFB	80,000			

EXPENDITURES:	FY 2020 APPROPRIATIONS	MONTH'S EXPENDITURES	YR-TO-DATE EXPENDITURES	OUTSTANDING ENCUMBRANCES	REMAINING BALANCE
CAPITAL OUTLAY	80,000				80,000
TOTAL	80,000				80,000

VIRGINIA BEACH CITY PUBLIC SCHOOLS
STATEMENT OF EXPENDITURES AND ENCUMBRANCES
CAPITAL PROJECTS
JULY 1, 2019 THROUGH NOVEMBER 30, 2019

B 17

	FY 2020 APPROPRIATIONS	MONTH'S EXPENDITURES	YEAR-TO-DATE EXPENDITURES	PROJECT-TO-DATE EXPENDITURES	OUTSTANDING ENCUMBRANCES	REMAINING BALANCE	PERCENT OBLIGATED
1003 RENOV/REPLACENT-ENERGY MGMT II	10,275,000	16,236	544,361	6,181,363	249,390	3,844,247	62.59%
1004 TENNIS COURT RENOVATIONS II	1,200,000	231,281	273,433	1,010,393	158,384	31,223	97.40%
1025 KEMPSVILLE HS ENTREPRENEURIAL ACADEMY	950,000		150	948,918	1,082		100.00%
1035 JOHN B DEY ES MODERNIZATION	27,289,241	538,762	2,439,907	24,034,471	2,697,913	556,857	97.96%
1043 THOROUGHGOOD ES REPLACEMENT	32,470,000	2,001,268	8,230,288	22,620,273	7,811,466	2,038,261	93.72%
1056 PRINCESS ANNE MS REPLACEMENT	77,873,759	2,362,167	8,179,782	37,479,708	34,159,287	6,234,764	91.99%
1078 SCHOOL BUS FACILITY RENOVATION/EXPANSION	21,821,574			21,821,574			100.00%
1095 COMPREHENSIVE LONG RANGE FACILITIES PLANNING UPDATE	300,000			284,602		15,398	94.87%
1099 RENOV & REPLACE-GROUNDS PHASE II	11,675,000		4,294	11,666,065	8,935		100.00%
1102 21ST CENTURY LEARNING ENVIRONMENT IMPROVEMENTS	2,100,000	78,160	78,160	2,093,309	6,691		100.00%
1103 RENOV & REPLACE-HVAC SYSTEMS PHASE II	45,367,724		13,723	45,356,299	4,706	6,719	99.99%
1104 RENOV & REPLACE-REROOFING PHASE II	35,025,639	15,593	2,365,641	33,930,092	1,095,547		100.00%
1105 RENOV & REPLACE-VARIOUS PHASE II	15,033,273		4,590	14,993,647	8,861	30,765	99.80%
1107 PRINCESS ANNE HS REPLACEMENT	4,218,000					4,218,000	
1110 ENERGY PERFORMANCE CONTRACTS PHASE II	20,000,000		63,402	11,266,377	4,855	8,728,768	56.36%
1178 RENOV & REPLACE-GROUND PH III	2,725,000		64,496	1,223,391	1,362,569	139,040	94.90%
1179 RENOV & REPLACE-HVAC PH III	13,121,541		2,061,209	5,409,808	5,643,465	2,068,268	84.24%
1180 RENOV & REPLACE-REROOFING PH III	6,900,000		104,295	317,707	921,528	5,660,765	17.96%
1182 RENOV & REPLACE - VARIOUS PH III	3,825,000		498,746	2,314,320	28,730	1,481,950	61.26%
1184 PLAZA ANNEX/LASKIN ROAD ADDITION	13,300,000	4,518	84,741	731,973	11,193,927	1,374,100	89.67%
1185 ELEMENTARY PLAYGROUND EQUIPMENT REP	500,000	223,659	228,249	228,249	213,506	58,245	88.35%
1195 STUDENT DATA MANAGEMENT SYSTEM	12,187,001			11,832,718	21,617	332,666	97.27%
1233 KEMPS LANDING/ODC REPLACEMENT	63,615,000		9,288	63,514,562		100,438	99.84%
1237 SCHOOL HR/PAYROLL	9,196,000			8,867,573		328,427	96.43%
UNALLOCATED CIP SALARIES/BENEFITS		144,573	287,634	287,634		(287,634)	
TOTAL CAPITAL PROJECTS	430,968,752	5,616,217	25,536,389	328,415,026	65,592,459	36,961,267	91.42%

VIRGINIA BEACH CITY PUBLIC SCHOOLS
GREEN RUN COLLEGIATE CHARTER SCHOOL
JULY 1, 2019 THROUGH NOVEMBER 30, 2019

B18

ASSETS:		LIABILITIES:	
CASH	2,900,068	VOUCHERS PAYABLE	541
PREPAID ITEM	700	SALARIES PAYABLE-OPTIONS	79,367
		FICA PAYABLE-OPTIONS	6,072
		TOTAL LIABILITIES	<u>85,980</u>
		FUND EQUITY:	
		FUND BALANCE	10,542
		ESTIMATED REVENUE	(3,913,938)
		APPROPRIATIONS	3,922,723
		ENCUMBRANCES	6,387
		RESERVE FOR ENCUMBRANCES	(6,387)
		EXPENDITURES	(1,118,477)
		REVENUES	3,913,938
		TOTAL FUND EQUITY	<u>2,814,788</u>
TOTAL ASSETS	<u>2,900,768</u>	TOTAL LIABILITIES AND FUND EQUITY	<u>2,900,768</u>

	FY 2020 ESTIMATED	MONTH'S REALIZED	YR-TO-DATE REALIZED	UNREALIZED REVENUES	PERCENT REALIZED	FY 2019 PERCENT REALIZED
REVENUES:						
TRANSFER FROM GENERAL FUND	3,913,938		3,913,938		100.0%	100.0%
TOTAL REVENUES	3,913,938		3,913,938		100.0%	100.0%
PYFB-ENCUMBRANCES	8,785					
TOTAL REVENUES AND PYFB	<u>3,922,723</u>					

	FY 2020 APPROPRIATIONS	MONTH'S EXPENDITURES	YR-TO-DATE EXPENDITURES	OUTSTANDING ENCUMBRANCES	REMAINING BALANCE	PERCENT OBLIGATED	FY 2019 PERCENT OBLIGATED
EXPENDITURES:							
PERSONNEL SERVICES	2,414,792	223,153	724,862		1,689,930	30.0%	29.0%
FRINGE BENEFITS	800,968	77,449	251,038		549,930	31.3%	30.1%
PURCHASED SERVICES	409,218	4,338	54,453		354,765	13.3%	10.4%
OTHER CHARGES	77,339	3,484	38,983		38,356	50.4%	35.8%
MATERIALS AND SUPPLIES	220,406	9,037	49,141	6,387	164,878	25.2%	29.9%
TOTAL	<u>3,922,723</u>	<u>317,461</u>	<u>1,118,477</u>	<u>6,387</u>	<u>2,797,859</u>	28.7%	27.5%



VIRGINIA BEACH CITY PUBLIC SCHOOLS
CHARTING THE COURSE

INTERIM FINANCIAL STATEMENTS
FISCAL YEAR 2019-2020
DECEMBER 2019

The financial statements include the following:

	<u>Page</u>
School Operating Fund:	
Revenues by Major Source	A1
Expenditures and Encumbrances by Category	A3
Expenditures and Encumbrances by Budget Unit	
within Category	A5
Revenues and Expenditures/Encumbrances Summary	B1
Balance Sheet	B2
Revenues by Account	B3
Special Revenue and Proprietary Funds:	
Athletics	B5
Cafeterias	B6
Textbooks	B7
Risk Management	B8
Communication Towers/Technology	B9
Grants	B10
Health Insurance	B13
Vending Operations	B14
Instructional Technology	B15
Equipment Replacement	B16
Capital Projects Funds Expenditures and Encumbrances	B17
Green Run Collegiate Charter School	B18

The financial statements are reported on a cash basis; however, the financial statements include encumbrances (e.g., purchase orders, construction contracts) and reflect the option-payroll (e.g., 10-month employees starting in September electing to be paid over 12-months (i.e., includes the appropriate amount of the July and August salary payments due)) on a monthly basis (September through June). This salary accrual is reflected in each appropriate salary line item within each budget unit and fund for reporting and budgetary control purposes.

School Operating Fund

The School Operating Fund makes up the general operating fund of the School Board. The general fund is used to account for all of the financial resources (except those accounted for in the below funds) that support the Instruction; Administration, Attendance and Health; Pupil Transportation; Operations and Maintenance; and Technology categories.

School Operating Fund Revenues (pages B1, B3-B4)

Revenues realized this month totaled **\$66.0 million**. Revenues realized to date are **47.38%** of the current fiscal year estimate (**50.19%** of FY 2019 actual, **46.75%** of FY 2018 actual). Of the amount realized for the month, **\$37.8 million** was realized from the City, **\$6.9 million** was received in state sales tax, and **\$21.1 million** was received from the Commonwealth of Virginia for Basic School Aid, Standards of Quality (SOQ) entitlements, and other State revenue.

School Operating Fund Expenditures (pages A3, B1)

The percent of the total current fiscal year budget expended and encumbered through this month was **45.34%**. The percent of expenditures and encumbrances to the total actual expenditures and encumbrances for the same period in FY 2019 was **44.66%**, and FY 2018 was **44.48%**. Please note that **\$10,298,557** of the current year budget is funded by the prior year fund balance for encumbrances.

Athletics Fund (page B5)

The Athletics Fund accounts for the revenues and expenditures associated with the middle and high school athletic programs. A total of **\$39,240** in revenue (includes **\$23,845** in basketball receipts, **\$657** in football receipts, **\$657** in gymnastics receipts, **\$3,957** in wrestling receipts, and **\$4,151** in middle school receipts) was realized this month. This fund has realized **97.2%** of the estimated revenue for the current fiscal year compared to **96.0%** of FY 2019 actual. Expenditures totaled **\$346,071** for this month. This fund has incurred expenditures and encumbrances of **45.5%** of the current fiscal year budget compared to **51.0%** of FY 2019 actual. Please note that **\$123,790** of the current year budget is funded by the prior year fund balance for encumbrances.

Cafeterias Fund (page B6)

The Cafeterias Fund accounts for the revenues and expenditures associated with the school cafeteria operations of the School Division. A total of **\$2,662,045** in revenue (includes **\$928,208** in charges for services and **\$1,180,001** from the National School Meal Programs) was realized this month. This fund has realized **31.9%** of the estimated revenue for the current fiscal year compared to **30.6%** of FY 2019 actual. Expenditures totaled **\$2,876,030** for this month. This fund has incurred expenditures and encumbrances of **37.5%** of the current fiscal year budget compared to **31.4%** of FY 2019 actual. Please note that **\$2,596,423** of the current year budget is funded by the prior year fund balance (**\$2,490,632**) and prior year fund balance reserve for encumbrance (**\$105,791**).

Textbooks Fund (page B7)

The Textbooks Fund accounts for the financing and acquisitions of textbooks used in the School Division. A total of **\$335,620** in revenue (includes **\$330,298** from the Department of Education) was realized this month. This fund has realized **50.7%** of the estimated revenue for the current fiscal year compared to **50.6%** of FY 2019 actual. Expenditures totaled **\$11,542** for this month. This fund has incurred expenditures and encumbrances of **67.5%** of the budget for the current fiscal year compared to **75.4%** of FY 2019 actual. Please note that **\$724,893** of the current year budget is funded by the prior year fund balance (**\$722,803**) and prior year fund balance reserve for encumbrance (**\$2,090**).

Risk Management Fund (page B8)

The Risk Management Fund accounts for and provides insurance and the administration thereof for the School Division. The fund realized **\$20,247** in revenue (includes **\$12,629** in interest) this month. Expenses for this month totaled **\$215,948** (includes **\$180,363** in Worker's Compensation payments).

Communication Towers/Technology Fund (page B9)

The Communication Towers/Technology Fund accounts for the rent receipts relating to the communication towers constructed on School Board property. A total of **\$125,504** in revenue was realized this month (includes **\$72,761** in cell tower rent – Cox High, **\$2,823** in cell tower rent – Ocean Lakes High, **\$46,371** in cell tower rent – Tech Center, and **\$1,296** in cell tower rent – Woodstock Elementary). This fund has realized **92.9%** of the estimated revenue for the current fiscal year compared to **74.3%** of FY 2019 actual. Expenditures totaled **\$13,299** for this month. This fund has incurred expenditures and encumbrances of **8.6%** of the budget for the current fiscal year compared to **10.4%** of FY 2019 actual. Please note that **\$285,170** of the current year budget is funded by the prior year fund balance (**\$284,000**) and prior year fund balance reserve for encumbrance (**\$1,170**).

Grants Fund (pages B10-B12)

The Grants Fund accounts for certain private, Commonwealth of Virginia, and Federal grants (with matching local funds, if required). A total of **\$3,658,501** in expenditures was incurred for various grants this month.

Health Insurance Fund (page B13)

The Health Insurance Fund accounts for the health insurance program and the administration thereof for the City and School Board employees. Revenues for this month totaled **\$13,559,652** (including City and School Board (employer and employee) premium payments). Expenses for this month totaled **\$9,157,311**. This includes medical and prescription drug claim payments for City and School Board employees.

Vending Operations Fund (page B14)

The Vending Operations Fund accounts for the receipts and expenditures relating to the soft drink vending operations in the School Division. A total of **\$168** in revenue (vending receipts) was realized this month. This fund has realized **34.9%** of the estimated revenue for the current fiscal year compared to **34.7%** of FY 2019. This fund has incurred expenditures and encumbrances of **99.9%** of the budget for the current fiscal year compared to **99.4%** of FY 2019 actual. Please note that **\$6,000** of the current year budget is funded by the prior year fund balance.

Instructional Technology Fund (page B15)

The Instructional Technology Fund accounts for the financing and acquisitions of instructional technology to assist in the integration of Technology into the K-12 curriculum. A total of **\$14,232** in revenue (interest) was realized this month. Please note that **\$200,000** of the current year budget is funded by the prior year fund balance.

Equipment Replacement Fund (page B16)

The Equipment Replacement Fund accounts for the financial resources provided for an equipment replacement cycle for selected capital equipment for schools and central offices. A total of **\$810** in revenue (interest) was realized this month. Please note that **\$80,000** of the current year budget is funded by the prior year fund balance.

Capital Projects Funds (page B17)

The Capital Projects Funds accounts for the financial resources used for the construction of major capital facilities (e.g., schools). A total of **\$5,001,785** in expenditures was incurred for various school capital projects this month. This includes **\$588,536** for the John B. Dey Elementary Modernization project, **\$1,853,653** for Thoroughgood Elementary Replacement project, **\$1,781,824** for Princess Anne Middle Replacement project, and **\$444,896** for Plaza Annex/Laskin Road Addition project.

Green Run Collegiate Charter School Fund (page B18)

The Green Run Collegiate Charter School Fund accounts for the revenues and expenditures of this public charter school. The School Board is acting in the capacity of a third-party administrator/fiscal agent for all of the public charter school's financial transactions in compliance with School Board Policies and Regulations. The fund realized **\$3,913,938** in revenue for the current fiscal year from the School Operating Fund or **100.0%** of the estimated revenue for the current fiscal year. This fund has incurred expenditures and encumbrances of **37.2%** of the current year fiscal year budget compared to **37.3%** of FY 2019 actual. Please note that **\$8,785** of the current year budget is funded by the prior year fund balance for encumbrances.

VIRGINIA BEACH CITY PUBLIC SCHOOLS
SUMMARY OF OPERATING BUDGET TRANSFERS NOT EXCEEDING \$250,000
December 1, 2019 through December 31, 2019

5

Entry		Description		Account From		Account To	Transfer Amount
JV NUMBER	20-12-07	To pay the access fee renewal for Raptor Technologies	FROM	Technology Maintenance Technology Software/Online Content	TO	Safe Schools Technology Software/Online Content	\$ 12,150

VIRGINIA BEACH CITY PUBLIC SCHOOLS
INTERIM FINANCIAL STATEMENTS
SCHOOL OPERATING FUND

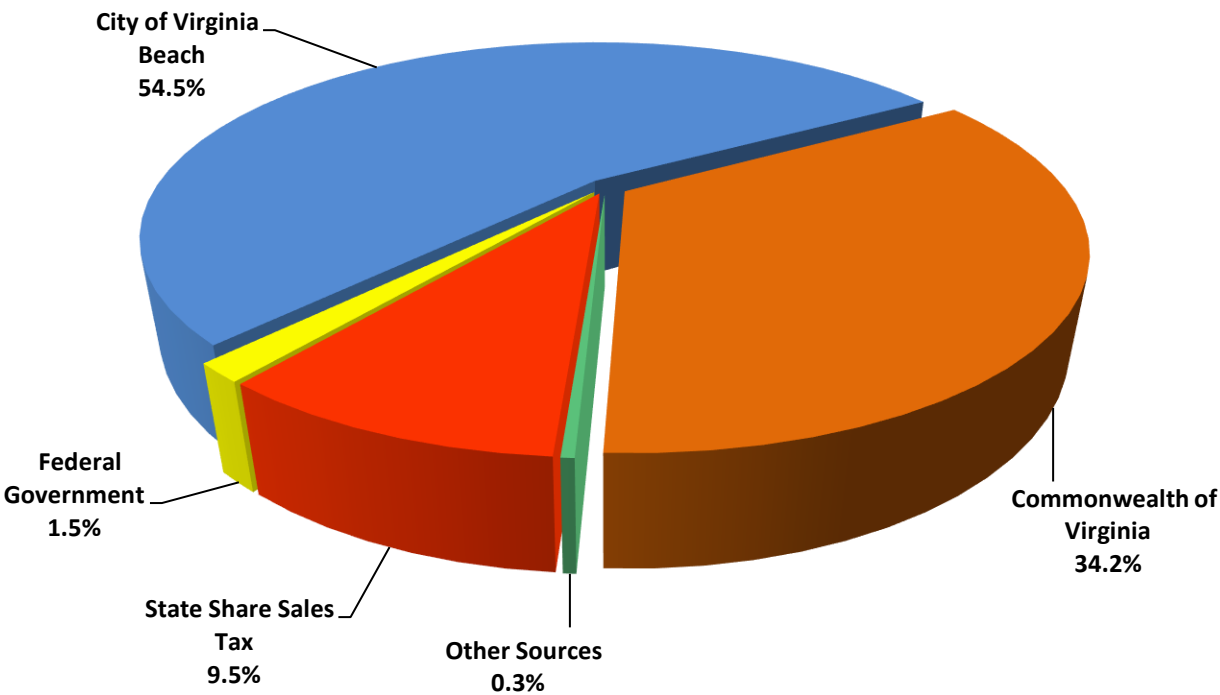
REVENUES

DECEMBER 2019

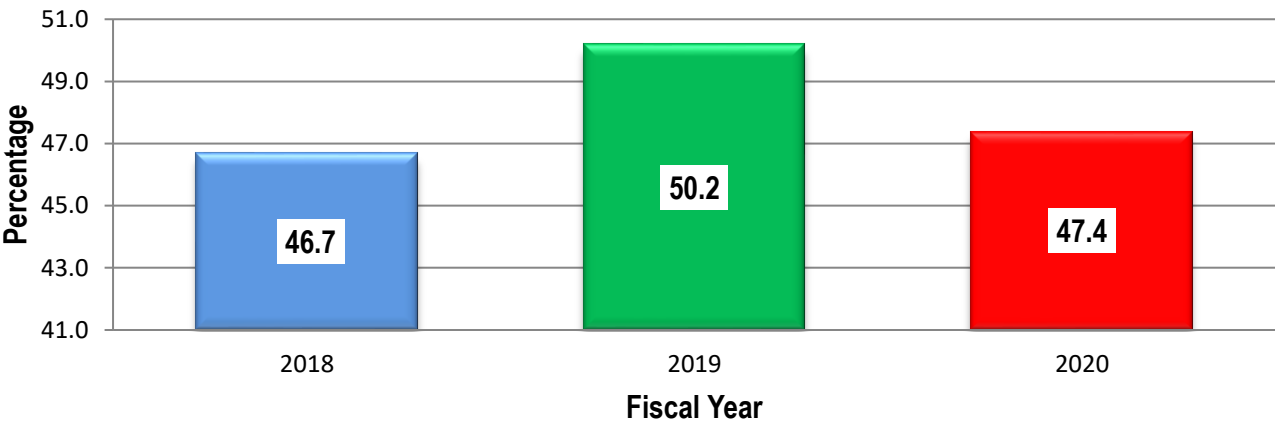
BY MAJOR SOURCE	FISCAL YEAR	(1) BUDGET	(2) ACTUAL THROUGH JUNE	(3) ACTUAL THROUGH MONTH	% OF (3) TO (1)	TREND *
COMMONWEALTH OF VIRGINIA	2020	284,825,537	←-----	126,397,528	44.38%	A
	2019	272,725,078	274,756,361	122,426,103	44.89%	
	2018	273,443,481	273,210,535	122,498,232	44.80%	
STATE SALES TAX	2020	78,981,847	←-----	33,851,735	42.86%	A
	2019	75,344,490	76,320,888	31,784,790	42.19%	
	2018	73,718,340	74,264,875	31,138,937	42.24%	
FEDERAL GOVERNMENT	2020	12,200,000	←-----	4,609,945	37.79%	A
	2019	12,200,000	15,961,332	9,056,381	74.23%	
	2018	12,200,000	12,614,392	3,566,188	29.23%	
CITY OF VIRGINIA BEACH	2020	453,801,557	←-----	227,268,548	50.08%	A
	2019	457,402,684	457,402,684	247,055,396	54.01%	
	2018	448,113,765	448,113,765	219,955,192	49.08%	
OTHER SOURCES	2020	3,032,803	←-----	2,475,219	81.61%	A
	2019	2,782,803	4,001,625	1,479,576	53.17%	
	2018	2,782,803	3,404,755	1,633,043	58.68%	
SCHOOL OPERATING FUND TOTAL	2020	832,841,744	←-----	394,602,975	47.38%	A
	2019	820,455,055	828,442,890	411,802,246	50.19%	
	2018	810,258,389	811,608,322	378,791,592	46.75%	

* F=FAVORABLE, U=UNFAVORABLE, A=ACCEPTABLE

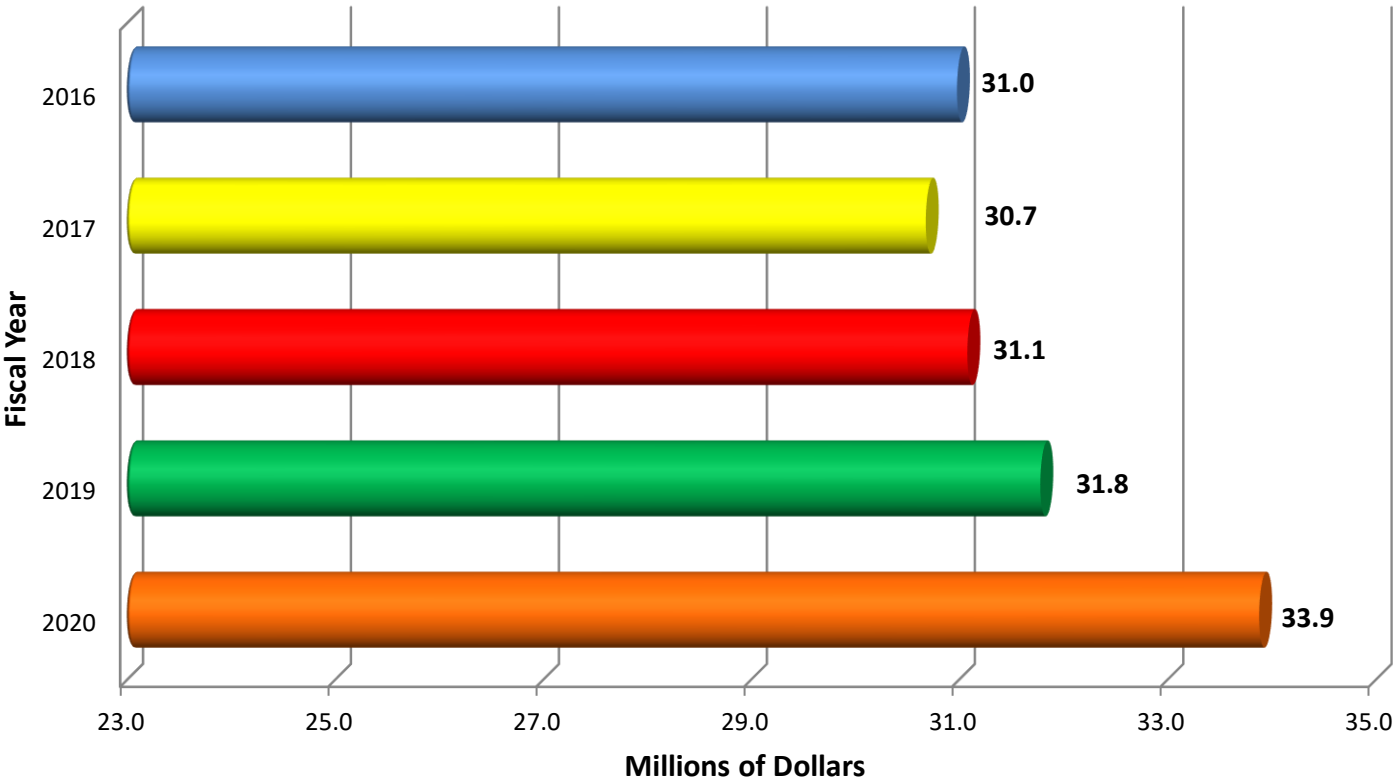
Fiscal Year 2020 Revenue Budget by Major Source



School Operating Fund Revenue
Percentage of Actual to Budget/Actual as of December 31, 2019



State Sales Tax Revenue through December 31, 2019



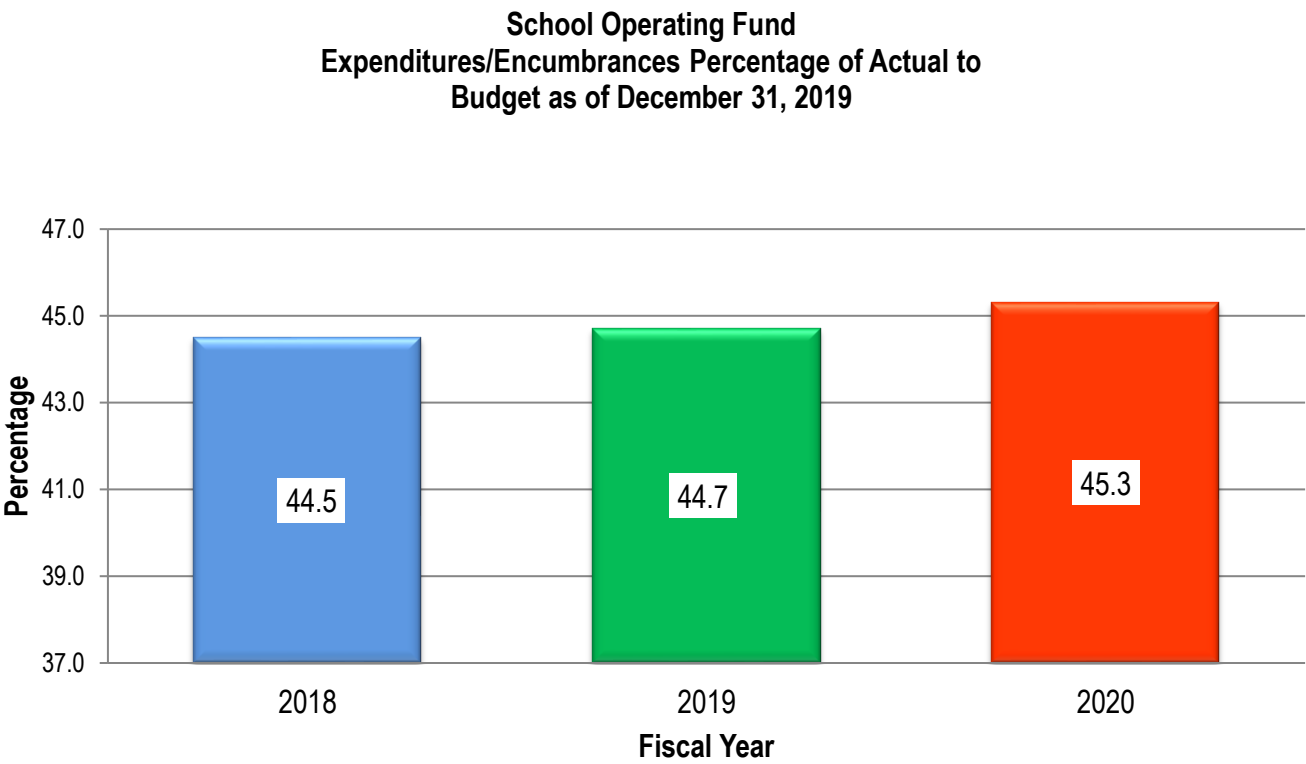
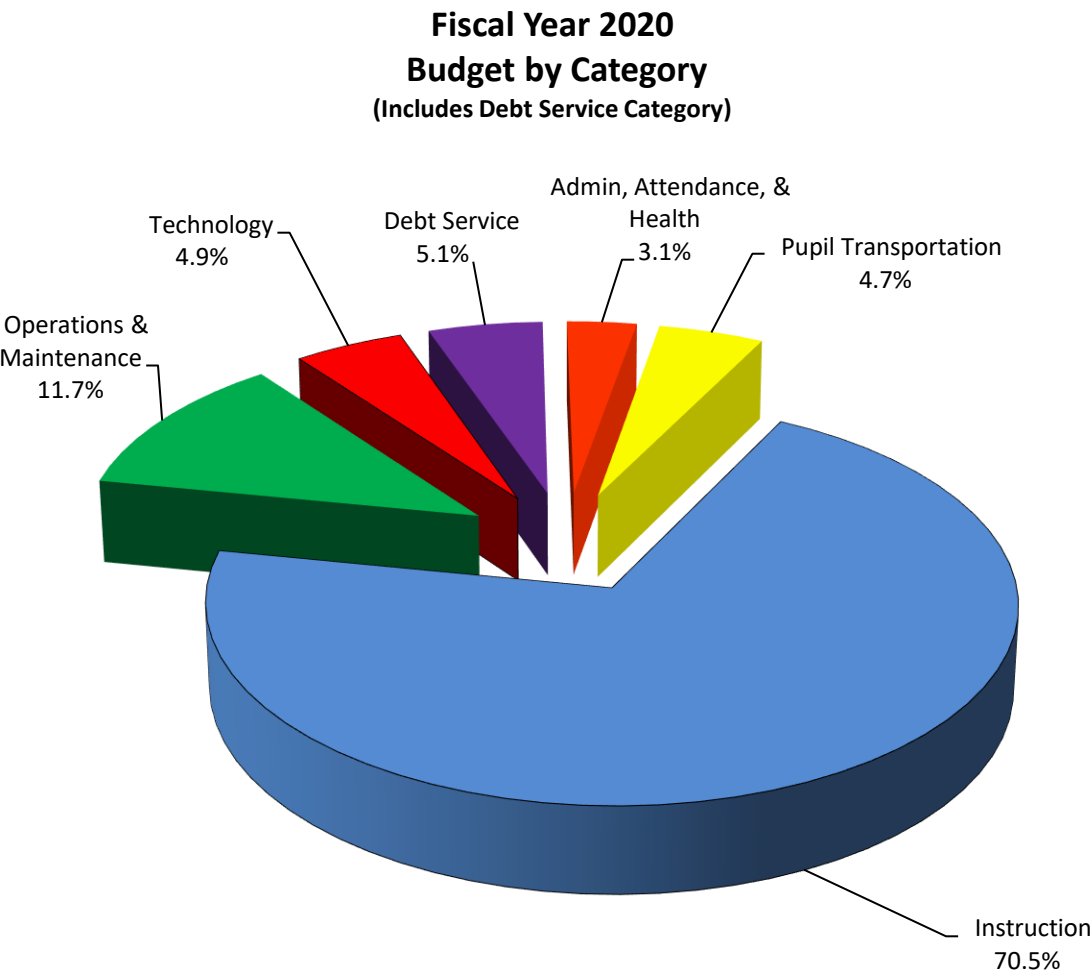
VIRGINIA BEACH CITY PUBLIC SCHOOLS
INTERIM FINANCIAL STATEMENTS
SCHOOL OPERATING FUND

EXPENDITURES/ENCUMBRANCES

DECEMBER 2019

BY UNIT WITHIN CATEGORY	FISCAL YEAR	(1) BUDGET	(2) ACTUAL THROUGH JUNE	(3) ACTUAL THROUGH MONTH	% OF (3) TO (1)	TREND *
INSTRUCTION	2020	593,952,534	<-----	257,272,416	43.32%	A
CATEGORY	2019	576,532,705	564,422,174	249,199,573	43.22%	
	2018	566,031,486	555,182,270	244,577,278	43.21%	
ADMINISTRATION,	2020	26,331,076	<-----	11,333,506	43.04%	A
ATTENDANCE & HEALTH	2019	27,757,408	26,446,361	11,566,284	41.67%	
CATEGORY	2018	25,140,520	23,861,911	11,052,677	43.96%	
PUPIL TRANSPORTATION	2020	39,524,821	<-----	20,160,200	51.01%	A
CATEGORY	2019	40,914,622	40,103,993	21,322,755	52.12%	
	2018	47,622,296	46,649,944	22,297,953	46.82%	
OPERATIONS AND	2020	98,352,623	<-----	47,306,488	48.10%	A
MAINTENANCE	2019	95,992,689	92,855,284	45,792,491	47.70%	
CATEGORY	2018	94,061,627	90,389,774	43,445,031	46.19%	
TECHNOLOGY	2020	41,665,365	<-----	26,536,524	63.69%	A
CATEGORY	2019	44,344,757	42,839,605	22,951,614	51.76%	
	2018	40,886,252	39,490,916	22,763,775	55.68%	
SCHOOL OPERATING FUND	2020	799,826,419	<-----	362,609,134	45.34%	A
TOTAL	2019	785,542,181	766,667,417	350,832,717	44.66%	
(EXCLUDING DEBT SERVICE)	2018	773,742,181	755,574,815	344,136,714	44.48%	
DEBT SERVICE	2020	43,313,882	<-----	21,033,146	48.56%	A
CATEGORY	2019	41,951,320	41,768,217	18,481,495	44.05%	
	2018	44,947,680	42,173,255	15,647,590	34.81%	

* F=FAVORABLE, U=UNFAVORABLE, A=ACCEPTABLE



VIRGINIA BEACH CITY PUBLIC SCHOOLS
STATEMENT OF EXPENDITURES AND ENCUMBRANCES
SCHOOL OPERATING FUND
JULY 1, 2019 THROUGH DECEMBER 31, 2019

A 5

	FY 2020 APPROPRIATIONS	MONTH'S EXPENDITURES	YR-TO-DATE EXPENDITURES	OUTSTANDING ENCUMBRANCES	REMAINING BALANCE	PERCENT OBLIGATED
INSTRUCTION CATEGORY:						
ELEMENTARY CLASSROOM	159,242,981	15,374,402	65,053,719	87,338	94,101,924	40.9%
SENIOR HIGH CLASSROOM	80,379,412	7,822,470	31,649,255	10,357	48,719,800	39.4%
TECHNICAL AND CAREER EDUCATION	19,608,105	1,648,229	7,100,230	27,319	12,480,556	36.4%
GIFTED EDUCATION AND ACADEMY PROGRAMS	14,795,125	1,346,252	6,187,500	11,186	8,596,439	41.9%
SPECIAL EDUCATION	99,179,658	7,412,042	45,229,555	220,003	53,730,100	45.8%
SUMMER SCHOOL	1,644,984		1,288,907		356,077	78.4%
SUMMER SLIDE PROGRAM	276,002	(722)	180,030		95,972	65.2%
GENERAL ADULT EDUCATION	2,057,756	171,577	855,743	2,284	1,199,729	41.7%
ALTERNATIVE EDUCATION-RENAISSANCE	7,333,782	619,972	2,688,504	80	4,645,198	36.7%
STUDENT ACTIVITIES	8,505,911	325,114	6,436,412	1,454	2,068,045	75.7%
OFFICE OF THE PRINCIPAL-ELEMENTARY	27,084,836	2,240,025	12,824,184	1,577	14,259,075	47.4%
OFFICE OF THE PRINCIPAL-SENIOR HIGH	12,546,166	1,030,366	5,858,895	8,542	6,678,729	46.8%
OFFICE OF THE PRINCIPAL-TECHNICAL	694,932	58,210	323,223		371,709	46.5%
GUIDANCE SERVICES	18,990,715	1,688,512	8,181,018		10,809,697	43.1%
SOCIAL WORK SERVICES	4,249,824	499,826	1,794,928		2,454,896	42.2%
COMMUNICATIONS AND COMMUNITY ENGAGEMENT	2,206,166	164,972	918,380	26,230	1,261,556	42.8%
TEACHING AND LEARNING SUPPORT	17,642,054	827,514	11,412,603	268,703	5,960,748	66.2%
INSTRUCTIONAL PROFESSIONAL GROWTH AND INNOVATION	1,298,766	60,334	441,640	97,807	759,319	41.5%
OPPORTUNITY AND ACHIEVEMENT	88,765	963	22,962		65,803	25.9%
SPECIAL EDUCATION SUPPORT	3,745,574	358,330	1,739,561	188	2,005,825	46.4%
GIFTED EDUC AND ACADEMY PROGRAMS SUPPORT	2,510,801	211,121	1,154,991	183	1,355,627	46.0%
MEDIA SERVICES SUPPORT	13,503,458	1,276,644	5,377,966	91,613	8,033,879	40.5%
PLANNING INNOVATION AND ACCOUNTABILITY	2,341,560	124,105	786,329	7,116	1,548,115	33.9%
MIDDLE SCHOOL CLASSROOM	61,935,490	5,925,509	23,899,603	21,604	38,014,283	38.6%
REMEDIAL EDUCATION	8,531,423	750,251	3,612,080		4,919,343	42.3%
OFFICE OF THE PRINCIPAL-MIDDLE	11,413,160	977,474	5,510,653	3,793	5,898,714	48.3%
HOMEBOUND SERVICES	415,461	33,617	109,280		306,181	26.3%
TECHNICAL AND CAREER EDUCATION SUPPORT	990,961	77,976	480,983	288	509,690	48.6%
STUDENT LEADERSHIP	1,493,156	76,422	834,558		658,598	55.9%
PSYCHOLOGICAL SERVICES	5,174,732	495,459	2,538,204		2,636,528	49.0%
AUDIOLOGICAL SERVICES	507,161	38,689	270,733		236,428	53.4%
SCHOOL LEADERSHIP	2,097,200	142,369	938,089	74,430	1,084,681	48.3%
ALTERNATIVE EDUCATION	1,466,457	133,186	608,716	887	856,854	41.6%
TOTAL INSTRUCTION	593,952,534	51,911,210	256,309,434	962,982	336,680,118	43.3%
ADMIN., ATTENDANCE, AND HEALTH CATEGORY:						
BOARD, LEGAL, AND GOVERNMENTAL SERVICES	1,224,244	34,870	223,575	51,318	949,351	22.5%
OFFICE OF THE SUPERINTENDENT	1,146,791	83,261	519,767	5,100	621,924	45.8%
BUDGET AND FINANCE	5,151,673	365,044	2,563,385	7,140	2,581,148	49.9%
HUMAN RESOURCES	5,534,752	406,584	2,466,462	45,000	3,023,290	45.4%
INTERNAL AUDIT	461,375	38,613	235,913		225,462	51.1%
PURCHASING SERVICES	1,154,897	83,101	520,290		634,607	45.1%
PROFESSIONAL GROWTH AND INNOVATION	918,320	67,190	389,463	37,551	491,306	46.5%
BENEFITS	2,516,406	175,366	1,018,132	156	1,498,118	40.5%
HEALTH SERVICES	8,222,618	799,955	3,250,254		4,972,364	39.5%
TOTAL ADMIN., ATTENDANCE, AND HEALTH	26,331,076	2,053,984	11,187,241	146,265	14,997,570	43.0%

VIRGINIA BEACH CITY PUBLIC SCHOOLS
STATEMENT OF EXPENDITURES AND ENCUMBRANCES
SCHOOL OPERATING FUND
JULY 1, 2019 THROUGH DECEMBER 31, 2019

A 6

	FY 2020 APPROPRIATIONS	MONTH'S EXPENDITURES	YR-TO-DATE EXPENDITURES	OUTSTANDING ENCUMBRANCES	REMAINING BALANCE	PERCENT OBLIGATED
PUPIL TRANSPORTATION CATEGORY:						
MANAGEMENT	2,667,275	226,241	1,427,833	489	1,238,953	53.5%
VEHICLE OPERATIONS	22,597,180	1,832,743	9,506,272	3,096,829	9,994,079	55.8%
VEHICLE OPERATIONS-SPECIAL EDUCATION	6,845,179	583,680	2,315,474	754,614	3,775,091	44.9%
VEHICLE MAINTENANCE	3,800,405	291,052	1,689,560		2,110,845	44.5%
MONITORING SERVICES	3,614,782	315,191	1,369,129		2,245,653	37.9%
TOTAL PUPIL TRANSPORTATION	39,524,821	3,248,907	16,308,268	3,851,932	19,364,621	51.0%
OPERATIONS AND MAINTENANCE CATEGORY:						
SCHOOL DIVISION SERVICES	425,206	25,813	166,719	571	257,916	39.3%
FACILITIES AND MAINTENANCE SERVICES	51,091,800	3,692,392	23,034,432	3,074,631	24,982,737	51.1%
DISTRIBUTION SERVICES	2,024,221	171,237	895,186	39,733	1,089,302	46.2%
GROUNDS SERVICES	4,571,314		2,285,657		2,285,657	50.0%
CUSTODIAL SERVICES	28,617,225	2,200,294	11,599,290	808,927	16,209,008	43.4%
SAFE SCHOOLS	8,267,460	759,613	3,279,967	12,452	4,975,041	39.8%
VEHICLE SERVICES	2,283,906	95,720	1,061,225	327,157	895,524	60.8%
TELECOMMUNICATIONS	1,071,491	26,737	648,368	72,173	350,950	67.2%
TOTAL OPERATIONS AND MAINTENANCE	98,352,623	6,971,806	42,970,844	4,335,644	51,046,135	48.1%
TECHNOLOGY CATEGORY:						
ELEMENTARY CLASSROOM	2,025,441	11,928	1,681,886	114,632	228,923	88.7%
SENIOR HIGH CLASSROOM	624,160	45,888	414,896	83,350	125,914	79.8%
TECHNICAL AND CAREER EDUCATION	327,487	3,331	189,401	10,086	128,000	60.9%
GIFTED EDUCATION AND ACADEMY PROGRAMS	105,050	6,137	55,945	705	48,400	53.9%
SPECIAL EDUCATION	194,470	2,462	149,494	1,052	43,924	77.4%
SUMMER SCHOOL	10,961				10,961	
GENERAL ADULT EDUCATION	42,538	6,700	23,272		19,266	54.7%
ALTERNATIVE EDUCATION-RENAISSANCE	45,333		45,333			100.0%
STUDENT ACTIVITIES	10,271		9,578		693	93.3%
OFFICE OF THE PRINCIPAL-ELEMENTARY	10,219	1,424	15,020		(4,801)	147.0%
OFFICE OF THE PRINCIPAL-SENIOR HIGH			6,129	420	(6,549)	
OFFICE OF THE PRINCIPAL-TECHNICAL	511		180	1,651	(1,320)	358.3%
GUIDANCE SERVICES	29,607		20,348		9,259	68.7%
SOCIAL WORK SERVICES	15,886	101	7,785		8,101	49.0%
COMMUNICATIONS AND COMMUNITY ENGAGEMENT	277,084	1,205	219,113	5,994	51,977	81.2%
INSTRUCTIONAL TECHNOLOGY	15,642,194	908,743	8,320,003	14,110	7,308,081	53.3%
TEACHING AND LEARNING SUPPORT	394,809	3,200	291,713	46,350	56,746	85.6%
INSTRUCTIONAL PROFESSIONAL GROWTH AND INNOVATION	33,027				33,027	
OPPORTUNITY AND ACHIEVEMENT	4,655	570	706		3,949	15.2%
SPECIAL EDUCATION SUPPORT	68,867	551	62,731	17	6,119	91.1%
GIFTED EDUC AND ACADEMY PROGRAMS SUPPORT	34,746	95	13,449	30	21,267	38.8%
MEDIA SERVICES SUPPORT	576,296	2,554	549,157	13,573	13,566	97.6%
PLANNING INNOVATION AND ACCOUNTABILITY	513,041	(22)	276,721	43,347	192,973	62.4%
MIDDLE SCHOOL CLASSROOM	438,415	15,577	259,088	150,465	28,862	93.4%
REMEDIAL EDUCATION	18,627		8,645		9,982	46.4%
OFFICE OF THE PRINCIPAL-MIDDLE	1,250		12,563	956	(12,269)	1081.5%
HOMEBOUND SERVICES	40,962	52	4,765		36,197	11.6%
TECHNICAL AND CAREER EDUCATION SUPPORT	12,411	276	10,740		1,671	86.5%

VIRGINIA BEACH CITY PUBLIC SCHOOLS
STATEMENT OF EXPENDITURES AND ENCUMBRANCES
SCHOOL OPERATING FUND
JULY 1, 2019 THROUGH DECEMBER 31, 2019

A 7

	FY 2020 APPROPRIATIONS	MONTH'S EXPENDITURES	YR-TO-DATE EXPENDITURES	OUTSTANDING ENCUMBRANCES	REMAINING BALANCE	PERCENT OBLIGATED
TECHNOLOGY CATEGORY:						
STUDENT LEADERSHIP	2,460	151	772		1,688	31.4%
PSYCHOLOGICAL SERVICES	15,987	2,516	12,585		3,402	78.7%
AUDIOLOGICAL SERVICES	550		26	508	16	97.1%
SCHOOL LEADERSHIP	39,190	294	12,405	690	26,095	33.4%
ALTERNATIVE EDUCATION	172,697	1,713	46,956	20,625	105,116	39.1%
BOARD, LEGAL, AND GOVERNMENTAL SERVICES	2,279		233		2,046	10.2%
OFFICE OF THE SUPERINTENDENT	15,475	130	8,179		7,296	52.9%
BUDGET AND FINANCE	250,682	18,633	212,931	2,545	35,206	86.0%
HUMAN RESOURCES	275,357	876	263,130		12,227	95.6%
INTERNAL AUDIT	2,170	492	1,127	676	367	83.1%
PURCHASING SERVICES	56,028	93	32,767		23,261	58.5%
PROFESSIONAL GROWTH AND INNOVATION	154,788	24	132,040		22,748	85.3%
OFFICE OF TECHNOLOGY	962,849	75,425	447,324		515,525	46.5%
BENEFITS	59,221	196	32,086		27,135	54.2%
HEALTH SERVICES	839				839	
MANAGEMENT	21,514	129	16,037		5,477	74.5%
VEHICLE OPERATIONS	285,811	66,998	546,751	35,056	(295,996)	203.6%
VEHICLE OPERATIONS-SPED	166,315	21,126	166,315			100.0%
VEHICLE MAINTENANCE	29,645		12,137		17,508	40.9%
SCHOOL DIVISION SERVICES	10,224	58	8,935		1,289	87.4%
FACILITIES AND MAINTENANCE SERVICES	1,304,713	2,831	648,721	53,365	602,627	53.8%
DISTRIBUTION SERVICES	54,007	79	47,541		6,466	88.0%
CUSTODIAL SERVICES	10,278		8,111		2,167	78.9%
SAFE SCHOOLS	748,939	16,255	683,788	69,805	(4,654)	100.6%
VEHICLE SERVICES	68,906	13,072	111,456		(42,550)	161.8%
TELECOMMUNICATIONS	10,420	134	7,274		3,146	69.8%
TECHNOLOGY MAINTENANCE	15,445,704	896,947	8,499,500	1,258,728	5,687,476	63.2%
TOTAL TECHNOLOGY	<u>41,665,365</u>	<u>2,128,944</u>	<u>24,607,788</u>	<u>1,928,736</u>	<u>15,128,841</u>	63.7%
TOTAL SCHOOL OPERATING FUND (EXCLUDING DEBT SERVICE)	<u>799,826,419</u>	<u>66,314,851</u>	<u>351,383,575</u>	<u>11,225,559</u>	<u>437,217,285</u>	45.3%
DEBT SERVICE CATEGORY:	<u>43,313,882</u>	<u>2,605,394</u>	<u>21,033,146</u>		<u>22,280,736</u>	48.6%

Virginia Beach City Public Schools
Interim Financial Statements
School Operating Fund Summary
For the period July 1, 2019 through December 31, 2019

B1

Revenues :

	Budget	% of Total	Actual	Unrealized	Percent Realized
Source:					
Commonwealth of Virginia	284,825,537	34.20%	126,397,528	(158,428,009)	44.38%
State Share Sales Tax	78,981,847	9.48%	33,851,735	(45,130,112)	42.86%
Federal Government	12,200,000	1.46%	4,609,945	(7,590,055)	37.79%
City of Virginia Beach	453,801,557	54.50%	227,268,548	(226,533,009)	50.08%
Other Sources	3,032,803	0.36%	2,475,219	(557,584)	81.61%
Total Revenues	832,841,744	100.0%	394,602,975	(438,238,769)	47.38%
Prior Year Local Contribution*	10,298,557				
	<u>843,140,301</u>				

Expenditures/Encumbrances:

	Budget	% of Total	Actual	Unencumbered	Percent Obligated
Category:					
Instruction	593,952,534	70.45%	257,272,416	336,680,118	43.32%
Administration, Attendance and Health	26,331,076	3.12%	11,333,506	14,997,570	43.04%
Pupil Transportation	39,524,821	4.69%	20,160,200	19,364,621	51.01%
Operations and Maintenance	98,352,623	11.66%	47,306,488	51,046,135	48.10%
Technology	41,665,365	4.94%	26,536,524	15,128,841	63.69%
Debt Service	43,313,882	5.14%	21,033,146	22,280,736	48.56%
Total Expenditures/Encumbrances	843,140,301	100.00%	383,642,280	459,498,021	45.50%

*Fiscal year 2018-2019 encumbrances brought
forward into the current year

VIRGINIA BEACH CITY PUBLIC SCHOOLS
SCHOOL OPERATING FUND
BALANCE SHEET
JULY 1, 2019 THROUGH DECEMBER 31, 2019

B 2

ASSETS:

CASH	568,600
DUE FROM GENERAL FUND	54,391,491
DUE FROM COMMONWEALTH OF VA	3,874,535
PREPAID ITEM	10,200

TOTAL ASSETS

58,844,826

LIABILITIES:

VOUCHERS PAYABLE	23,150
ACCOUNTS PAYABLE - SCHOOLS	56,868
SALARIES PAYABLE-OPTIONS	21,284,143
FICA PAYABLE-OPTIONS	1,613,211
WIRES PAYABLE	2,727,189
ACH PAYABLES	4,337
TOTAL LIABILITIES	<u>25,708,898</u>

FUND EQUITY:

FUND BALANCE	651,117
ESTIMATED REVENUE	(832,841,744)
APPROPRIATIONS	843,140,301
ENCUMBRANCES	11,225,559
RESERVE FOR ENCUMBRANCES	(11,225,559)
EXPENDITURES	(372,416,721)
REVENUES	394,602,975
TOTAL FUND EQUITY	<u>33,135,928</u>

TOTAL LIABILITIES AND FUND EQUITY

58,844,826

VIRGINIA BEACH CITY PUBLIC SCHOOLS
STATEMENT OF REVENUES
SCHOOL OPERATING FUND
JULY 1, 2019 THROUGH DECEMBER 31, 2019

B 3

	<u>FY 2020 ESTIMATED</u>	<u>MONTH'S REALIZED</u>	<u>YR-TO-DATE REALIZED</u>	<u>UNREALIZED REVENUES</u>	<u>PERCENT REALIZED</u>
REIMB-SOCIAL SECURITY	10,635,633	879,133	5,274,797	(5,360,836)	49.6%
REIMB-RETIREMENT	23,414,266	1,935,404	11,612,426	(11,801,840)	49.6%
REIMB-LIFE INSURANCE	714,334	59,047	354,278	(360,056)	49.6%
BASIC SCHOOL AID	177,592,419	14,647,944	87,887,667	(89,704,752)	49.5%
SP ED-SOQ	18,731,413	1,548,323	9,289,941	(9,441,472)	49.6%
VOCATIONAL FUNDS-SOQ	1,904,889	157,457	944,740	(960,149)	49.6%
FOSTER HOME CHILDREN-REGULAR	420,617			(420,617)	
SUMMER SCHOOLS-REMEDIAL	270,315	13,974	126,605	(143,710)	46.8%
GIFTED & TALENTED AID-SOQ	1,984,260	164,017	984,104	(1,000,156)	49.6%
REMEDIAL ED-SOQ	4,603,483	380,520	2,283,121	(2,320,362)	49.6%
SP ED-HOME BOUND	116,073			(116,073)	
SP ED-REGIONAL PROG PAYMENT	9,228,646			(9,228,646)	
VOCATIONAL ED-OCCUPATIONAL/TECH ED	319,681			(319,681)	
ENGLISH AS A SECOND LANG PAYMENTS	1,017,426	84,786	508,713	(508,713)	50.0%
AT-RISK INITIATIVE	3,786,117	312,959	1,877,752	(1,908,365)	49.6%
CLASS SIZE INITIATIVE	5,029,898			(5,029,898)	
SALARY SUPPLEMENT	10,592,101	875,564	5,253,384	(5,338,717)	49.6%
SUPPLEMENTAL LOTTERY PER PUPIL ALLOCATION	14,463,966			(14,463,966)	
TOTAL FROM COMMONWEALTH OF VIRGINIA	<u>284,825,537</u>	<u>21,059,128</u>	<u>126,397,528</u>	<u>(158,428,009)</u>	44.4%
STATE SHARE SALES TAX	<u>78,981,847</u>	<u>6,897,162</u>	<u>33,851,735</u>	<u>(45,130,112)</u>	42.9%
TOTAL FROM STATE SHARE SALES TAX	<u>78,981,847</u>	<u>6,897,162</u>	<u>33,851,735</u>	<u>(45,130,112)</u>	42.9%
PUBLIC LAW 874	8,935,191			(8,935,191)	
DEPT OF THE NAVY-NJROTC	100,000		54,698	(45,302)	54.7
OTHER FEDERAL FUNDS		107	107	107	
DEPT OF DEFENSE	1,500,000		2,018,064	518,064	134.5
DEPT OF DEFENSE-SPECIAL ED			2,008,898	2,008,898	
MEDICAID REIMBURSEMENT	1,664,809	150,183	479,752	(1,185,057)	28.8
MEDICAID REIMBURSEMENT-TRANSPORTATION		84	48,426	48,426	
TOTAL FROM FEDERAL GOVERNMENT	<u>12,200,000</u>	<u>150,374</u>	<u>4,609,945</u>	<u>(7,590,055)</u>	37.8

VIRGINIA BEACH CITY PUBLIC SCHOOLS
STATEMENT OF REVENUES
SCHOOL OPERATING FUND
JULY 1, 2019 THROUGH DECEMBER 31, 2019

B 4

	FY 2020 ESTIMATED	MONTH'S REALIZED	YR-TO-DATE REALIZED	UNREALIZED REVENUES	PERCENT REALIZED
CITY OF VIRGINIA BEACH-LOCAL CONTRIBUTION	447,266,019	37,272,169	223,633,010	(223,633,009)	50.0%
TRANSFER FROM SCHOOL RESERVE FUND	5,800,000	483,333	2,900,000	(2,900,000)	50.0%
CITY OF VIRGINIA BEACH-CONSOLIDATED BEN	735,538		735,538		100.0%
TOTAL TRANSFERS	<u>453,801,557</u>	<u>37,755,502</u>	<u>227,268,548</u>	<u>(226,533,009)</u>	50.1%
SALE OF SCHOOL VEHICLES	15,000		27,705	12,705	184.7%
RENT OF FACILITIES	450,000	13,369	97,331	(352,669)	21.6%
SECEP-RENT OF FACILITIES			82,500	82,500	
TUITION-REGULAR DAY	100,000	11,707	55,748	(44,252)	55.7%
TUITION-GEN ADULT ED	142,839			(142,839)	
TUITION-SUMMER SCHOOL	700,000	80	564,157	(135,843)	80.6%
TUITION-VOCATIONAL ADULT ED	169,750			(169,750)	
TUITION-DRIVERS ED	322,125	1,470	39,270	(282,855)	12.2%
COLLEGE NIGHT FEES		500	11,875	11,875	
TUITION-LPN PROGRAM	25,575			(25,575)	
TUITION-RENAISSANCE ACADEMY	20,811			(20,811)	
PLANETARIUM FEES		81	1,030	1,030	
DONATION			66	66	
MISCELLANEOUS REVENUE	224,703	129	123,652	(101,051)	55.0%
STOP ARM ENFORCEMENT PROGRAM	250,000	73,820	401,128	151,128	160.5%
SALE OF SALVAGE MATERIALS	12,000	386	631,802	619,802	5265.0%
REIMB-SYSTEM REPAIRS		6,050	35,565	35,565	
INDIRECT COST-GRANTS	600,000	62,242	274,783	(325,217)	45.8%
LOST & STOLEN-TECHNOLOGY			2,491	2,491	
LOST & DAMAGED-TECHNOLOGY		128	11,761	11,761	
LOST & DAMAGED-CALCULATORS			1,216	1,216	
LOST & DAMAGED-HEARTRATE MONITORS			1,014	1,014	
PREMIUM ON BONDS			112,125	112,125	
TOTAL FROM OTHER SOURCES	<u>3,032,803</u>	<u>169,962</u>	<u>2,475,219</u>	<u>(557,584)</u>	81.6%
TOTAL SCHOOL OPERATING FUND	<u>832,841,744</u>	<u>66,032,128</u>	<u>394,602,975</u>	<u>(438,238,769)</u>	47.4%

VIRGINIA BEACH CITY PUBLIC SCHOOLS
SCHOOL ATHLETICS FUND
JULY 1, 2019 THROUGH DECEMBER 31, 2019

B 5

ASSETS:		LIABILITIES:	
CASH	2,774,352	TOTAL LIABILITIES	
		FUND EQUITY:	
		FUND BALANCE	
		ESTIMATED REVENUE	(5,227,274)
		APPROPRIATIONS	5,351,064
		ENCUMBRANCES	4,717
		RESERVE FOR ENCUMBRANCES	(4,717)
		EXPENDITURES	(2,428,480)
		REVENUES	5,079,042
		TOTAL FUND EQUITY	2,774,352
TOTAL ASSETS	<u>2,774,352</u>	TOTAL LIABILITIES AND FUND EQUITY	<u>2,774,352</u>

	FY 2020 ESTIMATED	MONTH'S REALIZED	YR-TO-DATE REALIZED	UNREALIZED REVENUES	PERCENT REALIZED	FY 2019 PERCENT REALIZED
REVENUES:						
INTEREST ON BANK DEPOSITS	5,000	2,085	42,757	37,757	855.1%	572.0%
BASKETBALL	120,000	23,845	23,845	(96,155)	19.9%	31.0%
FOOTBALL	250,000	657	230,129	(19,871)	92.1%	67.9%
GYMNASTICS	4,000	657	657	(3,343)	16.4%	36.2%
WRESTLING	13,000	3,957	3,957	(9,043)	30.4%	24.6%
SOCCER	42,000			(42,000)		
MIDDLE SCHOOL	65,000	4,151	32,871	(32,129)	50.6%	50.4%
TRANSFER FROM SCHOOL OPERATING	4,723,274		4,723,274		100.0%	100.0%
OTHER INCOME	5,000	3,888	21,552	16,552	431.0%	619.0%
TOTAL REVENUES	<u>5,227,274</u>	<u>39,240</u>	<u>5,079,042</u>	<u>(148,232)</u>	97.2%	96.0%
PYFB-ENCUMBRANCES	<u>123,790</u>					
TOTAL REVENUES AND PYFB	<u>5,351,064</u>					

	FY 2020 APPROPRIATIONS	MONTH'S EXPENDITURES	YR-TO-DATE EXPENDITURES	OUTSTANDING ENCUMBRANCES	REMAINING BALANCE	PERCENT OBLIGATED	FY 2019 PERCENT OBLIGATED
EXPENDITURES:							
PERSONNEL SERVICES	2,554,767	212,814	1,170,985		1,383,782	45.8%	45.6%
FICA BENEFITS	195,437	16,268	89,533		105,904	45.8%	45.6%
PURCHASED SERVICES	1,282,029	96,194	424,018		858,011	33.1%	35.2%
VA HIGH SCHOOL LEAGUE DUES	51,250	255	20,790		30,460	40.6%	39.5%
ATHLETIC INSURANCE	190,000		179,748		10,252	94.6%	109.0%
OTHER CHARGES		119	803		(803)		
MATERIALS AND SUPPLIES	780,748	20,421	424,645	3,070	353,033	54.8%	75.3%
CAPITAL OUTLAY	290,156		112,705		177,451	38.8%	32.7%
LAND, STRUCTURES AND IMPROVEMENTS	6,677		5,253	1,647	(223)	103.3%	101.6%
TOTAL	<u>5,351,064</u>	<u>346,071</u>	<u>2,428,480</u>	<u>4,717</u>	<u>2,917,867</u>	45.5%	51.0%

VIRGINIA BEACH CITY PUBLIC SCHOOLS
SCHOOL CAFETERIAS FUND
JULY 1, 2019 THROUGH DECEMBER 31, 2019

B 6

ASSETS:		LIABILITIES:	
CASH	12,906,681	SALARIES PAYABLE-OPTIONS	411,196
CASH WITH CAFETERIAS	5,000	FICA PAYABLE-OPTIONS	31,498
FOOD INVENTORY	233,974	UNEARNED REVENUE	<u>474,466</u>
FOOD-USDA INVENTORY	157,242	TOTAL LIABILITIES	<u>917,160</u>
SUPPLIES INVENTORY	118,283		
		FUND EQUITY:	
		FUND BALANCE	11,018,184
		ESTIMATED REVENUE	(33,063,472)
		APPROPRIATIONS	35,659,895
		ENCUMBRANCES	1,703,459
		RESERVE FOR ENCUMBRANCES	(1,703,459)
		EXPENDITURES	(11,668,651)
		REVENUES	<u>10,558,064</u>
		TOTAL FUND EQUITY	<u>12,504,020</u>
TOTAL ASSETS	<u>13,421,180</u>	TOTAL LIABILITIES AND FUND EQUITY	<u>13,421,180</u>

	FY 2020 ESTIMATED	MONTH'S REALIZED	YR-TO-DATE REALIZED	UNREALIZED REVENUES	PERCENT REALIZED	FY 2019 PERCENT REALIZED
REVENUES:						
INTEREST ON BANK DEPOSITS	75,000	7,741	146,973	71,973	196.0%	169.2%
CHARGES FOR SERVICES	11,217,029	928,208	4,304,465	(6,912,564)	38.4%	34.9%
USDA REBATES	600,000	6,401	179,080	(420,920)	29.8%	8.7%
TOTAL LOCAL REVENUE	<u>11,892,029</u>	<u>942,350</u>	<u>4,630,518</u>	<u>(7,261,511)</u>	38.9%	34.1%
SCHOOL MEAL PAYMENTS	500,000			(500,000)		58.8%
SCHOOL BREAKFAST INITIATIVE		7,392	12,656	12,656		
TOTAL REVENUE FROM COMMONWEALTH	<u>500,000</u>	<u>7,392</u>	<u>12,656</u>	<u>(487,344)</u>	2.5%	58.8%
SCHOOL BREAKFAST PROGRAM		492,657	1,632,098	1,632,098		
NATIONAL SCHOOL MEAL PROGRAM	18,241,572	1,180,001	4,004,477	(14,237,095)	22.0%	29.3%
USDA COMMODITIES	1,929,871			(1,929,871)		
SUMMER FEED PROGRAM	150,000		139,619	(10,381)	93.1%	
CHILD AND ADULT CARE FOOD PROGRAM	350,000	39,645	137,996	(212,004)	39.4%	
OTHER FEDERAL FUNDS			700	700		
TOTAL REVENUE FROM FEDERAL GOV'T	<u>20,671,443</u>	<u>1,712,303</u>	<u>5,914,890</u>	<u>(14,756,553)</u>	28.6%	27.8%
TOTAL REVENUES	<u>33,063,472</u>	<u>2,662,045</u>	<u>10,558,064</u>	<u>(22,505,408)</u>	31.9%	30.6%
PRIOR YEAR FUND BALANCE (PYFB)	2,490,632					
PYFB-ENCUMBRANCES	<u>105,791</u>					
TOTAL REVENUES AND PYFB	<u>35,659,895</u>					

	FY 2020 APPROPRIATIONS	MONTH'S EXPENDITURES	YR-TO-DATE EXPENDITURES	OUTSTANDING ENCUMBRANCES	REMAINING BALANCE	PERCENT OBLIGATED	FY 2019 PERCENT OBLIGATED
EXPENDITURES:							
PERSONNEL SERVICES	12,143,480	987,065	4,119,254		8,024,226	33.9%	34.9%
FRINGE BENEFITS	5,331,963	358,643	1,487,383		3,844,580	27.9%	31.7%
PURCHASED SERVICES	443,008	32,514	260,736	357,279	(175,007)	139.5%	40.4%
OTHER CHARGES	44,782	772	23,271		21,511	52.0%	34.2%
MATERIALS AND SUPPLIES	16,309,245	1,484,743	5,341,923	44,868	10,922,454	33.0%	28.1%
CAPITAL OUTLAY	<u>1,387,417</u>	<u>12,293</u>	<u>436,084</u>	<u>1,301,312</u>	<u>(349,979)</u>	125.2%	38.8%
TOTAL	<u>35,659,895</u>	<u>2,876,030</u>	<u>11,668,651</u>	<u>1,703,459</u>	<u>22,287,785</u>	37.5%	31.4%

VIRGINIA BEACH CITY PUBLIC SCHOOLS
SCHOOL TEXTBOOKS FUND
JULY 1, 2019 THROUGH DECEMBER 31, 2019

B 7

ASSETS:		LIABILITIES:	
CASH	5,860,880	TOTAL LIABILITIES	
		FUND EQUITY:	
		FUND BALANCE	6,304,714
		ESTIMATED REVENUE	(4,052,385)
		APPROPRIATIONS	4,777,278
		ENCUMBRANCES	
		RESERVE FOR ENCUMBRANCES	
		EXPENDITURES	(3,223,934)
		REVENUES	2,055,207
		TOTAL FUND EQUITY	5,860,880
TOTAL ASSETS	<u>5,860,880</u>	TOTAL LIABILITIES AND FUND EQUITY	<u>5,860,880</u>

	FY 2020 ESTIMATED	MONTH'S REALIZED	YR-TO-DATE REALIZED	UNREALIZED REVENUES	PERCENT REALIZED	FY 2019 PERCENT REALIZED
REVENUES:						
INTEREST ON BANK DEPOSITS	29,483	4,019	71,120	41,637	241.2%	139.0%
PURCHASES			52	52		
LOST AND DAMAGED	27,000		655	(26,345)	2.4%	75.7%
MISCELLANEOUS		1,303	1,592	1,592		
TOTAL LOCAL REVENUE	<u>56,483</u>	<u>5,322</u>	<u>73,419</u>	<u>16,936</u>	130.0%	109.7%
DEPT OF EDUCATION	3,995,902	330,298	1,981,788	(2,014,114)	49.6%	49.8%
TOTAL REVENUE-COMMONWEALTH	<u>3,995,902</u>	<u>330,298</u>	<u>1,981,788</u>	<u>(2,014,114)</u>	49.6%	49.8%
TOTAL REVENUES	<u>4,052,385</u>	<u>335,620</u>	<u>2,055,207</u>	<u>(1,997,178)</u>	50.7%	50.6%
PRIOR YEAR FUND BALANCE (PYFB)	722,803					
PYFB-ENCUMBRANCES	<u>2,090</u>					
TOTAL REVENUES AND PYFB	<u>4,777,278</u>					

	FY 2020 APPROPRIATIONS	MONTH'S EXPENDITURES	YR-TO-DATE EXPENDITURES	OUTSTANDING ENCUMBRANCES	REMAINING BALANCE	PERCENT OBLIGATED	FY 2019 PERCENT OBLIGATED
EXPENDITURES:							
PERSONNEL SERVICES	93,977	7,831	47,089		46,888	50.1%	54.7%
FRINGE BENEFITS	30,110	3,596	18,053		12,057	60.0%	59.3%
PURCHASED SERVICES							22.1%
MATERIALS AND SUPPLIES	4,653,191	115	3,158,792		1,494,399	67.9%	83.0%
TOTAL	<u>4,777,278</u>	<u>11,542</u>	<u>3,223,934</u>		<u>1,553,344</u>	67.5%	75.4%

VIRGINIA BEACH CITY PUBLIC SCHOOLS
SCHOOL RISK MANAGEMENT FUND
JULY 1, 2019 THROUGH DECEMBER 31, 2019

B 8

ASSETS:		LIABILITIES:	
CASH	17,468,649	EST CLAIMS/JUDGMENTS PAYABLE	8,597,000
PREPAID ITEM	218,157	TOTAL LIABILITIES	<u>8,597,000</u>
		FUND EQUITY:	
		RETAINED EARNINGS	6,822,824
		ENCUMBRANCES	3,704
		RESERVE FOR ENCUMBRANCES	(3,704)
		EXPENSES	(4,765,759)
		REVENUES	<u>7,032,741</u>
		TOTAL FUND EQUITY	<u>9,089,806</u>
TOTAL ASSETS	<u>17,686,806</u>	TOTAL LIABILITIES AND FUND EQUITY	<u>17,686,806</u>

REVENUES:	MONTH'S REALIZED	YR-TO-DATE REALIZED
INTEREST ON BANK DEPOSITS	12,629	210,844
RISK MANAGEMENT CHARGES		6,805,724
INSURANCE PROCEEDS	7,325	13,043
MISCELLANEOUS REVENUE	293	3,130
TOTAL REVENUES	<u>20,247</u>	<u>7,032,741</u>

EXPENSES:	MONTH'S EXPENSES	YR-TO-DATE EXPENSES	OUTSTANDING ENCUMBRANCES
PERSONNEL SERVICES	26,451	158,988	
FRINGE BENEFITS	9,134	49,606	
OTHER PURCHASED SERVICES		190,221	3,704
FIRE AND PROPERTY INSURANCE		1,849,773	
MOTOR VEHICLE INSURANCE		1,017,065	
WORKER'S COMPENSATION	180,363	1,260,561	
SURETY BONDS		200	
GENERAL LIABILITY INSURANCE		233,510	
MISCELLANEOUS		1,440	
MATERIALS AND SUPPLIES		4,395	
TOTAL	<u>215,948</u>	<u>4,765,759</u>	<u>3,704</u>

VIRGINIA BEACH CITY PUBLIC SCHOOLS
SCHOOL COMMUNICATION TOWERS/TECHNOLOGY FUND
JULY 1, 2019 THROUGH DECEMBER 31, 2019

B 9

ASSETS:		LIABILITIES:	
CASH	3,204,870	DEPOSITS PAYABLE	<u>75,000</u>
		TOTAL LIABILITIES	<u>75,000</u>
		FUND EQUITY:	
		FUND BALANCE	2,433,487
		ESTIMATED REVENUE	(516,000)
		APPROPRIATIONS	801,170
		ENCUMBRANCES	471
		RESERVE FOR ENCUMBRANCES	(471)
		EXPENDITURES	(68,122)
		REVENUES	<u>479,335</u>
		TOTAL FUND EQUITY	<u>3,129,870</u>
TOTAL ASSETS	<u>3,204,870</u>	TOTAL LIABILITIES AND FUND EQUITY	<u>3,204,870</u>

	FY 2020 ESTIMATED	MONTH'S REALIZED	YR-TO-DATE REALIZED	UNREALIZED REVENUES	PERCENT REALIZED	FY 2019 PERCENT REALIZED
REVENUES:						
INTEREST ON BANK DEPOSITS	16,000	2,253	34,876	18,876	218.0%	227.5%
RENT- WIRELESS COMMUNICATION	500,000			(500,000)		
TOWER RENT-BAYSIDE HIGH			27,500	27,500		
TOWER RENT-COX HIGH		72,761	133,953	133,953		
TOWER RENT-FIRST COLONIAL HIGH			32,958	32,958		
TOWER RENT-OCEAN LAKES HIGH		2,823	16,744	16,744		
TOWER RENT-SALEM HIGH			110,694	110,694		
TOWER RENT-TALLWOOD HIGH			46,738	46,738		
TOWER RENT-TECH CENTER		46,371	70,687	70,687		
TOWER RENT-WOODSTOCK ELEMENTARY		1,296	5,185			
TOTAL REVENUES	<u>516,000</u>	<u>125,504</u>	<u>479,335</u>	<u>(41,850)</u>	92.9%	74.3%
PRIOR YEAR FUND BALANCE (PYFB)	284,000					
PYFB-ENCUMBRANCES	<u>1,170</u>					
TOTAL REVENUES AND PYFB	<u>801,170</u>					

	FY 2020 APPROPRIATIONS	MONTH'S EXPENDITURES	YR-TO-DATE EXPENDITURES	OUTSTANDING ENCUMBRANCES	REMAINING BALANCE	PERCENT OBLIGATED	FY 2019 PERCENT OBLIGATED
EXPENDITURES:							
PURCHASED SERVICES				178	(178)		
MATERIALS AND SUPPLIES	<u>801,170</u>	<u>13,299</u>	<u>68,122</u>	<u>293</u>	<u>732,755</u>	8.5%	10.3%
TOTAL	<u>801,170</u>	<u>13,299</u>	<u>68,122</u>	<u>471</u>	<u>732,577</u>	8.6%	10.4%

VIRGINIA BEACH CITY PUBLIC SCHOOLS
STATEMENT OF REVENUES
SCHOOL GRANTS FUND
JULY 1, 2019 THROUGH DECEMBER 31, 2019

B10

Revenues :

	FY 2020 Estimated	Month's Realized	Yr-To-Date Realized	Unrealized Revenues	Percent Realized
Source:					
Commonwealth of Virginia	15,538,999	889,323	2,514,051	(13,024,948)	16.18%
Federal Government	43,772,180	1,983,311	2,329,549	(41,442,631)	5.32%
Other Sources	1,079,644	15,537	89,837	(989,807)	8.32%
Transfers from School Operating Fund	5,571,352		5,567,404	(3,948)	99.93%
Total Revenues	65,962,175	2,888,171	10,500,841	(55,461,334)	15.92%

VIRGINIA BEACH CITY PUBLIC SCHOOLS
STATEMENT OF EXPENDITURES AND ENCUMBRANCES
SCHOOL GRANTS FUND
JULY 1, 2019 THROUGH DECEMBER 31, 2019

B 11

	<u>FY 2020</u> <u>APPROPRIATIONS</u>	<u>MONTH'S</u> <u>EXPENDITURES</u>	<u>YR-TO-DATE</u> <u>EXPENDITURES</u>	<u>OUTSTANDING</u> <u>ENCUMBRANCES</u>	<u>REMAINING</u> <u>BALANCE</u>	<u>PERCENT</u> <u>OBLIGATED</u>
ADULT BASIC EDUCATION FY20	314,094	22,179	170,850		143,244	54.4%
ALGEBRA READINESS FY19	505,159	136,196	377,966	6,106	121,087	76.0%
ALGEBRA READINESS INITIATIVE FY20	1,040,915	7,266	14,533	347,216	679,166	34.8%
ASIA SOCIETY CONFUCIUS CLASSROOMS NETWORK FY13	991				991	
ASSESSMENT FOR LEARNING PROJECT FY16	13,042				13,042	
CAREER & TECHNICAL EDUCATION STATE EQUIP FY20	78,673		19,699	22,896	36,078	54.1%
CAREER SWITCHER PROGRAM MENTOR REIMBURSE FY19	450				450	
CAREER SWITCHER PROGRAM MENTOR REIMBURSE FY20	28,200				28,200	
CARL PERKINS FY19	82,788		82,788			100.0%
CARL PERKINS FY20	938,704	77,657	329,943	34,794	573,967	38.9%
CHAMPIONS TOGETHER - IDEA FY19	4,000		4,000			100.0%
COPS SCHOOL VIOLENCE PREVENTION FY19	515,000			515,000		100.0%
CTE SPECIAL STATE EQUIPMENT ALLOCATION FY20	61,602				61,602	
DODEA MCASP OPERATION GRIT FY19	83,108	55	42,372	55	40,681	51.1%
DODEA MCASP OPERATION GRIT FY20	263,000	11,703	75,241	105,929	81,830	68.9%
DUAL ENROLLMENT TCC FY20	693,021				693,021	
EARLY CHILDHOOD ED LEADERS COMMUNITIES OF LEARNING FY19	1,000		1,000			100.0%
EARLY READING INTERVENTION FY19	1,061,025	79,546	658,943		402,082	62.1%
EARLY READING INTERVENTION FY20	1,901,940	83,669	83,669		1,818,271	4.4%
GENERAL ADULT EDUCATION (GAE) FY20	30,993	5,403	21,332		9,661	68.8%
GREEN RUN COLLEGIATE CHARTER SCHOOL SUPPORT FY20	12,500				12,500	
GREEN RUN COLLEGIATE CHARTER SCHOOL SUPPORT FY19	10,868		10,713		155	98.6%
HAMPTON ROADS WORKFORCE COUNCIL - ALC FY20	141,136	8,234	33,750		107,386	23.9%
HAMPTON ROADS WORKFORCE COUNCIL - STEM (OSY) FY20	141,136	5,571	38,333		102,803	27.2%
HAMPTON ROADS WORKFORCE COUNCIL STEM (ISY) FY20	117,618	2,579	10,752		106,866	9.1%
IDEA CO-TEACHING INITIATIVE THREE OAKS FY20	3,750		3,750			100.0%
INDUSTRY CERTIFICATIONS EXAMINATIONS FY20	95,139			12,782	82,357	13.4%
INDUSTRY CERTIFICATIONS EXAMS STEM-H FY20	25,973	9,289	13,165	12,808		100.0%
ISAEP FY20	67,092	4,116	12,709		54,383	18.9%
JAIL EDUCATION PROGRAM APR 2019-MAR 2020	137,991	14,085	77,720		60,271	56.3%
JUVENILE DETENTION CENTER APR 2019 - MAR 2020	865,763	99,042	507,900	14,805	343,058	60.4%
MCKINNEY HOMELESS FY19	46,365		42,798	2,242	1,325	97.1%
MCKINNEY VENTO HOMELESS FY20	73,000	4,531	14,815		58,185	20.3%
MIDDLE SCHOOL TEACHER CORPS FY20	5,000	1,250	1,250		3,750	25.0%
NATIONAL BOARD TEACHERS STIPENDS FY20	390,000				390,000	
NETWORK IMPROVEMENT COMMUNITY (NIC)	2,500				2,500	
NEW TEACHER MENTOR FY20	34,768				34,768	
NMSI FY20	641,964	2,339	2,339		639,625	0.4%
NNSY SUMMER 2019 STEM CAMP	7,990		7,990			100.0%
ODU RESERARCH FOUNDATION CYBERSECURITY INTERNSHIP FY19	1,500		1,200		300	80.0%
POSITIVE BEHAVIOR INTERVENTIONS AND SUPPORTS FY19	13,979		13,979			100.0%
PRESCHOOL INCENTIVE - IDEA FY20	513,052	10,853	10,853	4,399	497,800	3.0%
PRESCHOOL INCENTIVE- IDEA FY19	196,947	39,284	186,477	101	10,369	94.7%

VIRGINIA BEACH CITY PUBLIC SCHOOLS
STATEMENT OF EXPENDITURES AND ENCUMBRANCES
SCHOOL GRANTS FUND
JULY 1, 2019 THROUGH DECEMBER 31, 2019

B 12

	FY 2020 <u>APPROPRIATIONS</u>	MONTH'S <u>EXPENDITURES</u>	YR-TO-DATE <u>EXPENDITURES</u>	<u>OUTSTANDING ENCUMBRANCES</u>	<u>REMAINING BALANCE</u>	<u>PERCENT OBLIGATED</u>
PROJECT GRADUATION FY18	5,161	230	230		4,931	4.5%
PROJECT GRADUATION FY19	37,500		112		37,388	0.3%
PROJECT GRADUATION FY20	37,500				37,500	
PROJECT HOPE - CITY WIDE SCA FY14	2,454				2,454	
RACE TO GED FY20	66,168	10,637	40,583		25,585	61.3%
RESERVE FOR CONTINGENCY	5,433,887				5,433,887	
SCHOOL SECURITY EQUIPMENT GRANT FY20	180,246				180,246	
SCHOOL SECURITY OFFICER GRANT PROGRAM FY19	525		525			100.0%
START ON SUCCESS (SOS) FY20	12,500				12,500	
STARTALK FY19	70,578	428	65,091		5,487	92.2%
STARTALK FY20	89,807				89,807	
STEM COMPETITION TEAM INITIATIVE FY20	10,000				10,000	
TECHNOLOGY INITIATIVE FY18	707,058	4,870	658,863	1,225	46,970	93.4%
TECHNOLOGY INITIATIVE FY19	2,618,400		270,217		2,348,183	10.3%
TECHNOLOGY INITIATIVE FY20	2,618,400				2,618,400	
TITLE I PART A FY18	3,645		3,645			100.0%
TITLE I PART A FY19	2,567,647	98,895	1,177,740	561,188	828,719	67.7%
TITLE I PART A FY20	11,914,698	820,339	3,159,167	52,526	8,703,005	27.0%
TITLE I PART D SUBPART 1 FY19	27,539	1,497	6,439	1,995	19,105	30.6%
TITLE I PART D SUBPART 1 FY20	20,000				20,000	
TITLE I PART D SUBPART 2 FY18	88,010		88,010			100.0%
TITLE I PART D SUBPART 2 FY19	236,418	16,504	44,174		192,244	18.7%
TITLE I PART D SUBPART 2 FY20	225,907				225,907	
TITLE II PART A FY18	12,096		12,096			100.0%
TITLE II PART A FY19	157,055	4,533	126,645		30,410	80.6%
TITLE II PART A FY20	1,613,719	122,835	401,277		1,212,442	24.9%
TITLE III PART A LANGUAGE ACQ. FY19	77,888	10,258	60,567		17,321	77.8%
TITLE III PART A LANGUAGE ACQUISITION FY20	142,218				142,218	
TITLE IV PART A FY18	29,590		29,590			100.0%
TITLE IV PART A FY20	905,129	656	66,724	24,639	813,766	10.1%
TITLE IV PART B 21ST CCLC LYNNHAVEN ES FY19	12,240	363	4,770		7,470	39.0%
TITLE IV PELL FY20	15,100		4,197		10,903	27.8%
TITLE IV, PART A FY19	710,172	30,069	172,342	61,270	476,560	32.9%
TITLE VI-B FY19	3,277,188	(637)	2,905,025		372,163	88.6%
TITLE VI-B FY20	14,768,570	1,380,240	2,755,452		12,013,118	18.7%
VA INITIATIVE AT RISK FOUR YEAR OLD FY19	593,958	18	593,958			100.0%
VA INITIATIVE AT RISK FOUR YEAR OLD FY20	4,826,738	485,729	1,341,423		3,485,315	27.8%
VBEF SCHOOL+COMMUNITY SUPER GRANT FY20	18,803			18,777	26	99.9%
VPI+ FY20	569,340	46,190	213,157		356,183	37.4%
VPI+ PRESCHOOL EXPANSION GRANT FY19	78,553		78,553			100.0%
WORKPLACE READINESS FY20	16,034			16,034		100.0%
TOTAL SCHOOL GRANTS FUND	<u>65,962,175</u>	<u>3,658,501</u>	<u>17,153,401</u>	<u>1,816,787</u>	<u>46,991,987</u>	28.8%

VIRGINIA BEACH CITY PUBLIC SCHOOLS
SCHOOL BOARD/CITY HEALTH INSURANCE FUND
JULY 1, 2019 THROUGH DECEMBER 31, 2019

B 13

ASSETS:		LIABILITIES:	
CASH	67,388,773	ACCOUNTS PAYABLE-HSA	39,553
		EST CLAIMS-JUDGMENTS PAYABLE	9,430,162
		TOTAL LIABILITIES	<u>9,469,715</u>
		FUND EQUITY:	
		RETAINED EARNINGS	45,884,829
		ENCUMBRANCES	
		RESERVE FOR ENCUMBRANCES	
		EXPENSES	(63,531,575)
		REVENUES	75,565,804
		TOTAL FUND EQUITY	<u>57,919,058</u>
TOTAL ASSETS	<u>67,388,773</u>	TOTAL LIABILITIES AND FUND EQUITY	<u>67,388,773</u>

	MONTH'S REALIZED	YEAR-TO-DATE REALIZED	
REVENUES:			
INTEREST ON BANK DEPOSITS	45,388	669,360	
EMPLOYEE PREMIUMS-CITY	1,127,807	6,975,849	
EMPLOYER PREMIUMS-CITY	3,827,840	24,658,072	
EMPLOYEE PREMIUMS-SCHOOLS	1,800,835	9,019,659	
EMPLOYER PREMIUMS-SCHOOLS	6,756,838	34,237,914	
COBRA ADMINISTRATIVE FEE-CITY	518	2,487	
COBRA ADMINISTRATIVE FEE-SCHOOLS	426	2,463	
TOTAL REVENUES	<u>13,559,652</u>	<u>75,565,804</u>	
	MONTH'S EXPENSES	YEAR-TO-DATE EXPENSES	OUTSTANDING ENCUMBRANCES
EXPENSES:			
SALARIES AND BENEFITS	38,604	266,274	
HEALTH CLAIMS AND OTHER EXPENSES-CITY	3,613,068	26,216,743	
HEALTH CLAIMS AND OTHER EXPENSES-SCHOOLS	5,505,639	37,048,558	
TOTAL EXPENSES	<u>9,157,311</u>	<u>63,531,575</u>	

VIRGINIA BEACH CITY PUBLIC SCHOOLS
SCHOOL VENDING OPERATIONS FUND
JULY 1, 2019 THROUGH DECEMBER 31, 2019

B 14

ASSETS:		LIABILITIES:	
CASH	(18,078)	TOTAL LIABILITIES	
		FUND EQUITY:	
		FUND BALANCE	75,409
		ESTIMATED REVENUE	(144,000)
		APPROPRIATIONS	150,000
		ENCUMBRANCES	
		RESERVE FOR ENCUMBRANCES	
		EXPENDITURES	(149,800)
		REVENUES	50,313
		TOTAL FUND EQUITY	(18,078)
TOTAL ASSETS	<u>(18,078)</u>	TOTAL LIABILITIES AND FUND EQUITY	<u>(18,078)</u>

	FY 2020 ESTIMATED	MONTH'S REALIZED	YR-TO-DATE REALIZED	UNREALIZED REVENUES	PERCENT REALIZED	FY 2019 PERCENT REALIZED
REVENUES:						
INTEREST ON BANK DEPOSITS			376	376		
VENDING OPERATIONS RECEIPTS	144,000	168	49,937	(94,063)	34.7%	34.7%
TOTAL REVENUES	144,000	168	50,313	(93,687)	34.9%	34.7%
PRIOR YEAR FUND BALANCE (PYFB)	6,000					
TOTAL REVENUES AND PYFB	<u>150,000</u>					

	FY 2020 APPROPRIATIONS	MONTH'S EXPENDITURES	YR-TO-DATE EXPENDITURES	OUTSTANDING ENCUMBRANCES	REMAINING BALANCE	PERCENT OBLIGATED	FY 2019 PERCENT OBLIGATED
EXPENDITURES:							
SCHOOL ALLOCATIONS	144,280		149,800		(5,520)	103.8%	103.3%
MATERIALS AND SUPPLIES	5,520				5,520		0.3%
PURCHASED SERVICES	200				200		
TOTAL	<u>150,000</u>		<u>149,800</u>		<u>200</u>	99.9%	99.4%

VIRGINIA BEACH CITY PUBLIC SCHOOLS
SCHOOL INSTRUCTIONAL TECHNOLOGY FUND
JULY 1, 2019 THROUGH DECEMBER 31, 2019

B 15

ASSETS:		LIABILITIES:	
CASH	911,825	TOTAL LIABILITIES	
		FUND EQUITY:	
		FUND BALANCE	513,400
		ESTIMATED REVENUE	
		APPROPRIATIONS	200,000
		ENCUMBRANCES	
		RESERVE FOR ENCUMBRANCES	
		EXPENDITURES	
		REVENUES	198,425
		TOTAL FUND EQUITY	911,825
TOTAL ASSETS	911,825	TOTAL LIABILITIES AND FUND EQUITY	911,825

REVENUES:	FY 2020 ESTIMATED	MONTH'S REALIZED	YR-TO-DATE REALIZED	UNREALIZED REVENUES
INTEREST ON BANK DEPOSITS		14,232	198,425	198,425
TOTAL REVENUES		14,232	198,425	198,425
PRIOR YEAR FUND BALANCE (PYFB)	200,000			
TOTAL REVENUES AND PYFB	200,000			

EXPENDITURES:	FY 2020 APPROPRIATIONS	MONTH'S EXPENDITURES	YR-TO-DATE EXPENDITURES	OUTSTANDING ENCUMBRANCES	REMAINING BALANCE
MATERIALS AND SUPPLIES	200,000				200,000
TOTAL	200,000				200,000

VIRGINIA BEACH CITY PUBLIC SCHOOLS
SCHOOL EQUIPMENT REPLACEMENT FUND
JULY 1, 2019 THROUGH DECEMBER 31, 2019

B 16

ASSETS:		LIABILITIES:	
CASH	1,132,475	TOTAL LIABILITIES	
		FUND EQUITY:	
		FUND BALANCE	1,039,396
		ESTIMATED REVENUE	
		APPROPRIATIONS	80,000
		ENCUMBRANCES	
		RESERVE FOR ENCUMBRANCES	
		EXPENDITURES	
		REVENUES	13,079
		TOTAL FUND EQUITY	1,132,475
TOTAL ASSETS	1,132,475	TOTAL LIABILITIES AND FUND EQUITY	1,132,475

REVENUES:	FY 2020	MONTH'S	YR-TO-DATE	UNREALIZED
	ESTIMATED	REALIZED	REALIZED	REVENUES
INTEREST ON BANK DEPOSITS		810	13,079	13,079
TOTAL REVENUES		810	13,079	13,079
PRIOR YEAR FUND BALANCE (PYFB)	80,000			
TOTAL REVENUES AND PYFB	80,000			

EXPENDITURES:	FY 2020	MONTH'S	YR-TO-DATE	OUTSTANDING	REMAINING
	APPROPRIATIONS	EXPENDITURES	EXPENDITURES	ENCUMBRANCES	BALANCE
CAPITAL OUTLAY	80,000				80,000
TOTAL	80,000				80,000

VIRGINIA BEACH CITY PUBLIC SCHOOLS
STATEMENT OF EXPENDITURES AND ENCUMBRANCES
CAPITAL PROJECTS
JULY 1, 2019 THROUGH DECEMBER 31, 2019

B 17

	FY 2020	MONTH'S	YEAR-TO-DATE	PROJECT-TO-DATE	OUTSTANDING	REMAINING	PERCENT
	<u>APPROPRIATIONS</u>	<u>EXPENDITURES</u>	<u>EXPENDITURES</u>	<u>EXPENDITURES</u>	<u>ENCUMBRANCES</u>	<u>BALANCE</u>	<u>OBLIGATED</u>
1003 RENOV/REPLACMT-ENERGY MGMT II	12,775,000	17,645	562,006	6,199,008	245,446	6,330,546	50.45%
1004 TENNIS COURT RENOVATIONS II	1,200,000	4,047	277,480	1,014,440	154,337	31,223	97.40%
1024 LYNNHAVEN MIDDLE SCHOOL EXPANSION	4,000,000					4,000,000	
1025 KEMPSVILLE HS ENTREPRENEURIAL ACADEMY	950,000	1,082	1,232	950,000			100.00%
1035 JOHN B DEY ES MODERNIZATION	27,289,241	588,536	3,028,443	24,623,007	2,330,809	335,425	98.77%
1043 THOROUGHGOOD ES REPLACEMENT	32,470,000	1,853,653	10,083,941	24,473,926	5,970,981	2,025,093	93.76%
1056 PRINCESS ANNE MS REPLACEMENT	77,873,759	1,781,824	9,961,606	39,261,532	32,377,467	6,234,760	91.99%
1078 SCHOOL BUS FACILITY RENOVATION/EXPANSION	21,821,574			21,821,574			100.00%
1095 COMPREHENSIVE LONG RANGE FACILITIES PLANNING UPDATE	300,000			284,602		15,398	94.87%
1099 RENOV & REPLACE-GROUNDS PHASE II	11,675,000		4,294	11,666,065	8,935		100.00%
1102 21ST CENTURY LEARNING ENVIRONMENT IMPROVEMENTS	2,100,000		78,160	2,093,309	6,691		100.00%
1103 RENOV & REPLACE-HVAC SYSTEMS PHASE II	45,367,724	966	14,689	45,357,265	1,882	8,577	99.98%
1104 RENOV & REPLACE-REROOFING PHASE II	35,025,639		2,365,641	33,930,092	1,095,547		100.00%
1105 RENOV & REPLACE-VARIOUS PHASE II	15,033,273	4,288	8,878	14,997,935	8,861	26,477	99.82%
1107 PRINCESS ANNE HS REPLACEMENT	4,218,000					4,218,000	
1110 ENERGY PERFORMANCE CONTRACTS PHASE II	20,000,000		63,402	11,266,377	4,854	8,728,769	56.36%
1178 RENOV & REPLACE-GROUND PH III	2,729,510		64,496	1,223,391	1,362,569	143,550	94.74%
1179 RENOV & REPLACE-HVAC PH III	13,121,541	165,156	2,226,365	5,574,964	5,487,201	2,059,376	84.31%
1180 RENOV & REPLACE-REROOFING PH III	6,900,000		104,295	317,707	921,528	5,660,765	17.96%
1182 RENOV & REPLACE - VARIOUS PH III	4,125,000	3,789	502,535	2,318,109	25,140	1,781,751	56.81%
1184 PLAZA ANNEX/LASKIN ROAD ADDITION	13,500,000	444,896	529,637	1,176,869	10,749,058	1,574,073	88.34%
1185 ELEMENTARY PLAYGROUND EQUIPMENT REP	834,737		228,249	228,249	213,506	392,982	52.92%
1195 STUDENT DATA MANAGEMENT SYSTEM	12,187,001			11,832,718	21,617	332,666	97.27%
1233 KEMPS LANDING/ODC REPLACEMENT	63,615,000		9,288	63,514,562		100,438	99.84%
1237 SCHOOL HR/PAYROLL	9,196,000			8,867,573		328,427	96.43%
UNALLOCATED CIP SALARIES/BENEFITS		135,903	423,537	423,537		(423,537)	
TOTAL CAPITAL PROJECTS	<u>438,307,999</u>	<u>5,001,785</u>	<u>30,538,174</u>	<u>333,416,811</u>	<u>60,986,429</u>	<u>43,904,759</u>	89.98%

VIRGINIA BEACH CITY PUBLIC SCHOOLS
GREEN RUN COLLEGIATE CHARTER SCHOOL
JULY 1, 2019 THROUGH DECEMBER 31, 2019

B18

ASSETS:		LIABILITIES:	
CASH	2,592,417	SALARIES PAYABLE-OPTIONS	102,184
PREPAID ITEM	700	FICA PAYABLE-OPTIONS	7,817
		TOTAL LIABILITIES	<u>110,001</u>
		FUND EQUITY:	
		FUND BALANCE	10,542
		ESTIMATED REVENUE	(3,913,938)
		APPROPRIATIONS	3,922,723
		ENCUMBRANCES	7,630
		RESERVE FOR ENCUMBRANCES	(7,630)
		EXPENDITURES	(1,450,149)
		REVENUES	<u>3,913,938</u>
		TOTAL FUND EQUITY	<u>2,483,116</u>
TOTAL ASSETS	<u>2,593,117</u>	TOTAL LIABILITIES AND FUND EQUITY	<u>2,593,117</u>

	FY 2020 ESTIMATED	MONTH'S REALIZED	YR-TO-DATE REALIZED	UNREALIZED REVENUES	PERCENT REALIZED	FY 2019 PERCENT REALIZED
REVENUES:						
TRANSFER FROM GENERAL FUND	<u>3,913,938</u>		<u>3,913,938</u>		100.0%	100.0%
TOTAL REVENUES	<u>3,913,938</u>		<u>3,913,938</u>		100.0%	100.0%
PYFB-ENCUMBRANCES	<u>8,785</u>					
TOTAL REVENUES AND PYFB	<u>3,922,723</u>					

	FY 2020 APPROPRIATIONS	MONTH'S EXPENDITURES	YR-TO-DATE EXPENDITURES	OUTSTANDING ENCUMBRANCES	REMAINING BALANCE	PERCENT OBLIGATED	FY 2019 PERCENT OBLIGATED
EXPENDITURES:							
PERSONNEL SERVICES	<u>2,414,792</u>	<u>226,211</u>	<u>951,073</u>		1,463,719	39.4%	38.1%
FRINGE BENEFITS	<u>800,968</u>	<u>78,590</u>	<u>329,628</u>		471,340	41.2%	39.5%
PURCHASED SERVICES	<u>409,218</u>	<u>13,470</u>	<u>67,923</u>		341,295	16.6%	29.9%
OTHER CHARGES	<u>77,339</u>	<u>1,991</u>	<u>40,974</u>		36,365	53.0%	41.0%
MATERIALS AND SUPPLIES	<u>220,406</u>	<u>11,410</u>	<u>60,551</u>	<u>7,630</u>	152,225	30.9%	34.1%
TOTAL	<u>3,922,723</u>	<u>331,672</u>	<u>1,450,149</u>	<u>7,630</u>	<u>2,464,944</u>	37.2%	37.3%



VIRGINIA BEACH CITY PUBLIC SCHOOLS

CHARTING THE COURSE

School Board Services

Carolyn T. Rye, Chair
District 5 - Lynnhaven

Kimberly A. Melnyk, Vice Chair
District 7 – Princess Anne

Beverly M. Anderson
At-Large

Daniel D. Edwards
District 2 – Kempsville

Sharon R. Felton
District 6 – Beach

Dorothy M. Holtz
At-Large

Laura K. Hughes
At-Large

Victoria C. Manning
At-Large

Jessica L. Owens
District 3 – Rose Hall

Trenace B. Riggs
District 1 – Centerville

Carolyn D. Weems
District 4 - Bayside

Aaron C. Spence, Ed.D., Superintendent

School Board Special Meeting Agenda

Tuesday, February 4, 2020

School Administration Building #6, Municipal Center
2512 George Mason Dr.
P.O. Box 6038
Virginia Beach, VA 23456
(757) 263-1000

In accordance with School Board Bylaw 1-48 §G, "No person attending a meeting of the School Board, in any capacity, shall use or allow to sound any device in a manner that disrupts the conduct of business within the room in which the School Board is meeting"

NOTICE OF SPECIAL MEETING OF THE SCHOOL BOARD OF THE CITY OF VIRGINIA BEACH

In accordance with the Schedule of School Board Meetings approved by the School Board at their January 8, 2019 Organizational/Regular meeting, and pursuant to Bylaw 1-46, and *Virginia Code* § 2.2-3707, the School Board will hold a special meeting on Tuesday, February 4, 2020, at 5:00 p.m., in the School Board Chambers in the School Administration Building #6 at the Municipal Center, 2512 George Mason Dr., Virginia Beach, VA 23456. The purpose of this special meeting is for presentation of the

- 1) Superintendent's Estimate of Needs for Fiscal Year 2020-21; and
- 2) Proposed Capital Improvement Program (CIP) Fiscal Year 2020-21 through Fiscal Year 2025-26.

1. ***Call to Order and Electronic Roll Call (School Board Chambers)..... 5:00 p.m.***
2. ***Moment of Silence followed by the Pledge of Allegiance***
3. ***Adoption of the Agenda***
4. ***Presentation:***
 - A. Superintendent's Estimate of Needs for Fiscal Year 2020-21
 - B. Proposed Capital Improvement Program (CIP) Fiscal Year 2020-21 through Fiscal Year 2025-26
5. ***Adjournment***