



VIRGINIA BEACH CITY PUBLIC SCHOOLS CHARTING THE COURSE

School Board Services

Carolyn T. Rye, Chair
District 5 - Lynnhaven

Kimberly A. Melnyk, Vice Chair
District 7 – Princess Anne

Beverly M. Anderson
At-Large

Daniel D. Edwards
District 2 – Kempsville

Sharon R. Felton
District 6 – Beach

Dorothy M. Holtz
At-Large

Laura K. Hughes
At-Large

Victoria C. Manning
At-Large

Jessica L. Owens
District 3 – Rose Hall

Trenace B. Riggs
District 1 – Centerville

Carolyn D. Weems
District 4 - Bayside

Aaron C. Spence, Ed.D., Superintendent

School Board Regular Meeting Agenda **Tuesday, October 13, 2020**

Pursuant to the State of Emergency related to the COVID-19 pandemic, the Governor's Executive Orders, the Virginia Freedom of Information Act as amended by the Virginia General Assembly and the School Board's April 7, 2020 Emergency Resolution, the School Board and selected staff members will meet in person at the School Administration Building however, at this time it is impractical and unsafe to allow other persons to attend the School Board Meeting due to physical distancing and safety precautions related to the pandemic. Members of the public will be able to observe the School Board Meeting through livestreaming on www.vbschools.com, broadcast on VBT Channel 47, and on Zoom through the link below.

The School Board will hear public comment both Agenda and Non-Agenda items at the October 13, 2020 School Board Meeting. Citizens who would like to speak can sign up to speak either in person or electronically. All speakers must be signed up to speak by noon on October 13, 2020. The School Board has determined that in person speakers will be heard before speakers who are participating electronically. Agenda and Non-Agenda item speakers will be heard as set forth in the Agenda. Persons signed up to speak in person will be required to remain outside of the School Administration Building until called to speak and may not enter the building for any other reason. In person speakers will be required to follow physical distancing and safety protocols including wearing a face covering while in the School Administration Building, while addressing the School Board or on its grounds. Speakers who are under 18 years old may be accompanied by one adult while in the School Administration Building. Citizens requiring accommodations to these requirements are encouraged to participate through electronic means or to contact the School Board Clerk to discuss accommodations. Non-Agenda Item speakers will be heard after the Conclusion of the Regular School Board Meeting. The School Board will hear comments from speakers but reserves the right to conclude speaker comments by vote of the School Board. All public comments shall meet the [School Board Bylaw 1-48](#) requirements for Decorum and Order.

Attendee link: https://us02web.zoom.us/webinar/register/WN_E6QNMHmZRneGWA2x2IIlCw Call-in (301) 715-8592 ID 862 9090 4650

Public comment is always welcome by the School Board through their group e-mail account at vbcpschoolboard@googlegroups.com or by request to the Clerk of the School Board at

(757) 263-1016

INFORMAL MEETING

1. ***Convene School Board Workshop 3:30 p.m.***
 - A. School Board Administrative Matters and Reports
 - B. Open Educational Resources (OER) Update
 - C. Updates on the Reopening of Schools

2. ***Closed Meeting: (as needed)***

FORMAL MEETING

3. ***Call to Order and Verbal Roll Call..... 6:00 p.m.***
4. ***Moment of Silence followed by the Pledge of Allegiance***
5. ***Student, Employee and Public Awards and Recognitions***
6. ***Adoption of the Agenda***
7. ***Superintendent's Report***



VIRGINIA BEACH CITY PUBLIC SCHOOLS CHARTING THE COURSE

School Board Regular Meeting Agenda (continued)

Tuesday, October 13, 2020

8. **Approval of Meeting Minutes:**

- A. September 17, 2020 Special School Board Meeting
- B. September 22, 2020 Regular School Board Meeting

9. **Hearing of Citizens and Delegations on Agenda Items**

The School Board will hear public comment on Agenda items at the October 13, 2020 School Board Meeting. Citizens may sign up to speak by completing the [online form here](#) or contacting the School Board Clerk at 263-1016 and shall be allocated 4 minutes each. Sign up for public speakers will close at noon on October 13, 2020. Speakers will be provided with further information concerning how they will be called to speak. In person speakers should be in the parking lot of the School Administration Building, 2512 George Mason Drive, Building 6, Municipal Center, Virginia Beach, Virginia 23456 before 6:00 p.m. October 13, 2020. Speakers signed up to address the School Board through Zoom or by telephone should be signed into the School Board Meeting by 5:45 p.m. All public comments shall meet the [School Board Bylaw 1-48](#) requirements for Decorum and Order.

10. **Consent Agenda**

All items under the Consent Agenda are enacted on by one motion. During item 6 – Adoption of the Agenda – School Board members may request any item on the Consent Agenda be moved to the Action portion of the regular agenda.

- A. Resolution: Filipino American History Month
- B. Resolution: Bullying Prevention Month
- C. Resolution: Disability History and Awareness Month
- D. Reimbursement of Employee Legal Fees

11. **Action**

- A. Personnel Report / Administrative Appointment(s) **Updated 10/14/2020**

12. **Information**

- A. Tutoring Supports for Students
- B. Interim Financial Statements: June (unaudited), July and August 2020
- C. Policy Review Committee Recommendations
 - 1. Policy 2-57/ Staff Members as Consultants Outside the School Division
 - 2. Policy 3-74/ Alterations: Naming of Schools or parts thereof
 - 3. Policy 3-82/ Transportation of Disabled Students
 - 4. Policy 4-4/ Equal Employment Opportunity, Non-Discrimination and Anti-Harassment and Compliance Officers
 - 5. Policy 5-44/ Sexual Harassment, Sexual Violence and Inappropriate Sexual Conduct Prohibited: Students
 - 6. Policy 5-66/ Student Directory Information
 - 7. Policy 7-44/ Awards to Students

13. **Standing Committee Reports**

14. **Conclusion of Formal Meeting**

15. **Hearing of Citizens and Delegations on Non-Agenda Items**

The School Board will hear public comment on Non-Agenda items at the October 13, 2020 School Board Meeting. Citizens may sign up to speak by completing the [online form here](#) or contacting the School Board Clerk at 263-1016 and shall be allocated 4 minutes each. Sign up for public speakers will close at noon on October 13, 2020. Speakers will be provided with further information concerning how they will be called to speak. In person speakers should be in the parking lot of the School Administration Building, 2512 George Mason Drive, Building 6, Municipal Center, Virginia Beach, Virginia 23456 before 6:00 p.m. October 13, 2020. Speakers signed up to address the School Board through Zoom or by telephone should be signed into the School Board Meeting by 5:45 p.m. All public comments shall meet the [School Board Bylaw 1-48](#) requirements for Decorum and Order.

16. **Workshop (as needed)**

17. **Closed Meeting (as needed)**

18. **Vote on Remaining Action Items (as needed)**

19. **Adjournment**



Subject: Open Educational Resources (OER) Update **Item Number:** 1B

Section: Workshop **Date:** October 13, 2020

Senior Staff: Kipp D. Rogers, Ph.D., Chief Academic Officer

Prepared by: Matthew D. Delaney, Executive Director of Secondary Teaching and Learning

Presenter(s): Matthew D. Delaney, Executive Director of Secondary Teaching and Learning

Recommendation:

That the School Board receive an update on Open Educational Resources (OER).

Background Summary:

This presentation will provide the School Board with and update regarding Open Educational Resources (OER).

Source:

N/A

Budget Impact:



Subject: Updates on the Reopening of Schools

Item Number: 1C

Section: Workshop

Date: October 13, 2020

Senior Staff: Marc A. Bergin, Ed.D., Chief of Staff

Prepared by: Marc A. Bergin, Ed.D., Chief of Staff

Presenter(s): Marc A. Bergin, Ed.D., Chief of Staff

Donald E. Robertson, Ph.D., Chief Schools Officer, Department of School Leadership

Natalie N. Allen, Chief Communications and Community Engagement Officer

Recommendations:

That the School Board receive updates on the current health metrics; recently published guidelines from the VDH; summary of VLC staffing and course assignments; preliminary discussion on the return of Option 1 students in grades 7-8 and 10-12 for face-to-face instruction; and preview of a COVID dashboard.

Background Summary:

The “VBCPS Fall 2020 Plan” was approved by the School Board on July 28, 2020.

Source:

School Board Minutes – July 28, 2020

Budget Impact:

TBD



Subject: Approval of Minutes **Item Number:** 8A-B

Section: Approval of Minutes **Date:** October 13, 2020

Senior Staff: N/A

Prepared by: Regina M. Toneatto, School Board Clerk

Presenter(s): Regina M. Toneatto, School Board Clerk

Recommendation:

That the School Board adopt the following sets of minutes as presented:

- A. September 17, 2020 Special School Board Meeting
- B. September 22, 2020 Regular School Board Meeting

Pursuant to School Board Resolution dated April 7, 2020, entitled *Resolution Authorizing Finding that a Local Emergency Exists, Adoption of Procedures for Electronic or Other Public Meetings and Public Hearings, and to Ensure the Continuity of School Board and School Division Operations During the COVID-19 Pandemic Disaster*, Item F, action taken on this recommendation will be ratified at a regular or special meeting after the State of Emergency and disaster have concluded.

Background Summary:

Source:

Bylaw 1-40

Budget Impact:

N/A



VIRGINIA BEACH CITY PUBLIC SCHOOLS

CHARTING THE COURSE

School Board Services

Carolyn T. Rye, Chair
District 5 - Lynnhaven

Kimberly A. Melnyk, Vice Chair
District 7 – Princess Anne

Beverly M. Anderson
At-Large

Daniel D. Edwards
District 2 – Kempsville

Sharon R. Felton
District 6 – Beach

Dorothy M. Holtz
At-Large

Laura K. Hughes
At-Large

Victoria C. Manning
At-Large

Jessica L. Owens
District 3 – Rose Hall

Trenace B. Riggs
District 1 – Centerville

Carolyn D. Weems
District 4 - Bayside

Aaron C. Spence, Ed.D., Superintendent

School Board SPECIAL Meeting MINUTES

Thursday, September 17, 2020

School Administration Building #6, Municipal Center
2512 George Mason Drive
Virginia Beach, VA 23456

FORMAL MEETING

- 1. Call to Order and Verbal Roll Call:** Chairwoman Rye called the special meeting to order at 6:01 p.m. on the 17th day of September 2020 and announced pursuant to Bylaw 1-46, and *Virginia Code* § 2.2-3707, at the request of three School Board Members in writing to the Chairwoman and the Clerk of the School Board, to hold a Special Meeting on Thursday, September 17, 2020 at the School Administration Building #6 at the Municipal Center, 2512 George Mason Dr., Virginia Beach, VA at 6:00 p.m. The purpose of this special meeting is to discuss the start date for face to face instruction for families choosing Option 1 and certain special education students.

Pursuant to the State of Emergency related to the COVID-19 pandemic, the Governor's Executive Orders, the Virginia Freedom of Information Act as amended by the Virginia General Assembly and the School Board's April 7, 2020 Emergency Resolution, the School Board and selected staff members will meet in person at the School Administration Building however, at this time it is impractical and unsafe to allow other persons to attend the School Board Meeting due to physical distancing and safety precautions related to the pandemic. Members of the public will be able to observe the School Board Meeting through livestreaming on www.vbschools.com, broadcast on VBTB Channel 47, and on Zoom.

The following School Board members were present in the School Board chambers: Chairwoman Rye, Ms. Melnyk, Ms. Anderson, Mr. Edwards, Ms. Felton, Ms. Holtz, Ms. Manning, Ms. Riggs, and Ms. Weems. The following School Board members were attending the meeting via Zoom: Ms. Owens, and Ms. Hughes. Ms. Hughes joined the Zoom meeting at 6:09 p.m.

- 2. Adoption of the Agenda:** Chairwoman Rye announced the adoption of the agenda. Ms. Felton made a motion, seconded by Ms. Anderson. Chairwoman Rye opened the floor for discussion. Without discussion, Chairwoman Rye called for a vote. The School Board Clerk announced there were ten (10) ayes in favor of the motion: Chairwoman Rye, Ms. Melnyk, Ms. Anderson, Mr. Edwards, Ms. Felton, Ms. Holtz, Ms. Manning, Ms. Riggs, Ms. Weems, and via Zoom – Ms. Owens. At the time of

School Board of the City of Virginia Beach
School Administration Building #6 Municipal Center
2512 George Mason Drive,
Virginia Beach, VA 23456

Thursday, September 17, 2020
School Board Special Meeting
Page 2 of 2

voting, Ms. Hughes had not entered the meeting via Zoom. Ms. Hughes joined the Zoom meeting at 6:09 p.m.

- 3. Information: To discuss the start date for face to face instruction for families choosing Option 1 and certain special education students.** Chairwoman Rye introduced Superintendent Spence to begin the information session. Superintendent Spence recalled to the School Board the information regarding bringing back special education students September 22nd; intend to have Pre-K through grade 2 students return on September 29th; under yellow metrics to return grades 3-5, grade 6, and grade 9 the week of October 6th; Superintendent Spence discussed the scheduling and staffing challenges citing Old Donation School as an example; safety need – health metrics and operationally to provide the appropriate health mitigation strategies; physical distancing; significant number of students returning to Old Donation School face-to-face; teacher staffing; Superintendent Spence introduced Dr. Robertson.

Dr. Robertson continued the session and discussed challenges with hiring teachers; challenges across the country on teacher candidates; not having a pool of available teachers; people are fearful; have been contacting teachers but have not called back; cannot take staff from surrounding school districts; candidate could not log into Zoom; candidates did not show for interviews; screened 103 applications and identified 48 candidates to interview – some had taken positions elsewhere, were able to recommend about 18 into positions; another challenge is spacing in schools; clustered school together; secondary is different due to various courses and class schedules of students; different certification of teachers; CARES Act funding stipend for teachers to teach at the same time face-to-face and virtual students; 50% of middle school teachers and 80% of high school teachers agreed to teach both; example of French class; working to meet challenges and timelines established.

Dr. Robertson concluded the session. Chairwoman Rye called on Mr. Edwards. Mr. Edwards thanked Superintendent Spence and Dr. Robertson for update; commented on the job of keeping stakeholders particularly parents, students, and staff informed via email, website, and phone on the process and progress of reopening; Superintendent Spence and staff are available to the School Board by phone and email to answer questions; Mr. Edwards made an unqualified motion to adjourn and was seconded by Ms. Melnyk.

School Board Legal Counsel, Kamala H. Lannetti, Deputy City Attorney explained a motion to adjourn is a privileged motion and is not debatable; the motion must be voted on and requires a majority vote to pass. Once motion passes no further business of the body. Chairwoman Rye called for a vote. The School Board Clerk confirmed there were eight (8) ayes in favor of the motion: Chairwoman Rye, Ms. Melnyk, Ms. Anderson, Mr. Edwards, Ms. Felton, Ms. Holtz, Ms. Owens (via Zoom), and Ms. Riggs. There were three (3) nays opposed to the motion: Ms. Hughes (via Zoom), Ms. Manning, and Ms. Weems.

- 4. Adjournment:** Chairwoman Rye adjourned the meeting at 6:24 p.m.



VIRGINIA BEACH CITY PUBLIC SCHOOLS CHARTING THE COURSE

School Board Services

Carolyn T. Rye, Chair
District 5 - Lynnhaven

Kimberly A. Melnyk, Vice Chair
District 7 – Princess Anne

Beverly M. Anderson
At-Large

Daniel D. Edwards
District 2 – Kempsville

Sharon R. Felton
District 6 – Beach

Dorothy M. Holtz
At-Large

Laura K. Hughes
At-Large

Victoria C. Manning
At-Large

Jessica L. Owens
District 3 – Rose Hall

Trenace B. Riggs
District 1 – Centerville

Carolyn D. Weems
District 4 - Bayside

Aaron C. Spence, Ed.D., Superintendent

School Board Regular Meeting MINUTES

Tuesday, September 22, 2020

School Administration Building #6, Municipal Center
2512 George Mason Drive
Virginia Beach, VA 23456

INFORMAL MEETING

- 1. Convene School Board Workshop:** Chairwoman Rye convened the School Board workshop at 3:31 p.m. on the 22nd day of September 2020 and announced pursuant to the State of Emergency related to the COVID-19 pandemic, the Governor's Executive Orders, the Virginia Freedom of Information Act as amended by the Virginia General Assembly and the School Board's April 7, 2020 Emergency Resolution, the School Board and selected staff members will meet in person at the School Administration Building however, at this time it is impractical and unsafe to allow other persons to attend the School Board Meeting due to physical distancing and safety precautions related to the pandemic. Members of the public will be able to observe the School Board Meeting through livestreaming on www.vbschools.com, broadcast on VBT Channel 47, and on Zoom.

The following School Board members were present in the School Board chambers: Chairwoman Rye, Ms. Melnyk, Ms. Anderson, Mr. Edwards, Ms. Felton, Ms. Holtz, Ms. Hughes, Ms. Manning, Ms. Riggs and Ms. Owens. The following School Board member was attending the meeting via Zoom: Ms. Weems.

Ms. Holtz made a statement regarding her medical condition and wearing a mask. Ms. Holtz stated she would be leaving the School Board chambers and be participating in the meeting via Zoom in another part of the School Administration Building.

- A. School Board Administrative Matters and Reports:** Ms. Anderson mentioned the VSBA (Virginia School Boards Association) Legislative Advocacy Conference scheduled for September 24, 2020 from 9 a.m. to 2 p.m. The conference is via Zoom and can be viewed at the School Administration Building. Chairwoman Rye stated the School Adoption list will be distributed within the next few days.

Chairwoman Rye announced a change in the order of workshop presentations in which item 1E: Digital Learning One-to-One Evaluation Update would be presented first.

- B. Digital Learning One-to-One Evaluation Update:** The presenter was Robert A. Veigel, M.S., Research Specialist, Office of Planning, Innovation, and Accountability. Mr. Veigel began with the program background and overview; in 2015-2016 the 1:1 Digital Learning Initiative (1:1 DLI) began in 11 schools; 2018-2019 expanded to all schools; students in grades 1-12 issued an HP Chromebook with grades 5-12 allowed to take Chromebooks home; staffing to support 1:1 DLI included at least 1 full-time ITS (instructional technology specialist) and TST (technology support technician) per school; hotspot devices available to students in need of internet access.

School Board of the City of Virginia Beach
School Administration Building #6 Municipal Center
2512 George Mason Drive,
Virginia Beach, VA 23456

Tuesday, September 22, 2020
School Board Regular Meeting
Page 2 of 7

Purpose of the evaluation update was to monitor the progress of the 1:1 Digital Learning Initiative; data collected from four groups: students in grades 3-5 (22% response rate), teachers (43% response rate), technology support technicians (53% response rate), and administrative staff (64% response rate); one focus of evaluation update was alignment with best practices and there were eight components: student-centered learning*, technology integration and immersion*, professional learning*, equity*, effective leadership*, stakeholder engagement**, infrastructure**, usage policies (* indicates staff agreement rate of at least 80% at each school level for all staff groups surveyed and ** indicates staff agreement rates at least 77% at each school level for all staff groups surveyed).

Teacher outcomes established for the 1:1 DLI included: providing authentic learning, empowering student choice, creating personalized learning experiences, and professional growth; overall at least 90% of teachers who responded agreed with statements related to teacher outcomes; student outcomes included: active partners in learning (78%-85% students agreed), gaining global perspective (63%-71% students agreed), collaboration (49%-69% students agreed), academic mastery and growth (at least 72% students agreed), responsible and ethical digital citizenship (80%-92% students agreed); 1:1 DLI and school closure: at least 88% of students at each school level used school-assigned device to complete their schoolwork; teacher perceptions to 1:1 DLI and school closure: at least half of their students consistently participated in remote learning (78%-87%), students engaged in remote learning (88%-96%); satisfaction with the 1:1 DLI during 2019-2020: 92% teachers, 96% administration staff, and 96% TSTs; 80% high school students to 92% of elementary students were satisfied with their assigned device.

The presentation continued with Mr. David Din, Chief Information Officer addressed access to digital education resources; 500 hotspots distributed in April; outdoor wi-fi access in schools; continue to work with local groups to develop answers to unique situations; Mr. Din introduced Kipp Rogers, Ph.D., Chief Academic Officer. Dr. Rogers discussed digital learning; Schoology has been beneficial; will continue to support digital and student-centered learning; student collaboration will continue to be a focus of professional learning; students are collaborating with Google products (Google docs and Google slides); Zoom breakout rooms; collaborative whiteboard applications (Jamboard); use of Padlet. Dr. Rogers then opened the discussion for any questions.

The discussion continued regarding the number of Hotspots needed, there are approximately 350 Hotspots needed and enough are available to meet the need; question regarding safe learning centers providing reliable internet access for low income students and how many students; VBCPS focus was to serve staff and the city operated centers focus was for first responders; centers in tri-campus area for low income families; need to research numbers for enrollment.

- C. Forecast of Regular School Board Meeting Agenda Topics FY21, 2nd Quarter: October, November, and December 2020: The presenter was Marc A. Bergin, Ed.D., Chief of Staff. Dr. Bergin highlighted upcoming workshop topics; October: water testing update, open educational resources; budget items; November: only one meeting, legislative agenda, special education; December: Human Resources annual recruitment and retention, for second School Board meeting in December no workshop planned but can add a topic at the discretion of the School Board. The discussion continued with a request to include a workshop/information update on the reopening of schools at the October 13, 2020 meeting; BASE program; cell phone policy.
- D. Updates on the Reopening of Schools: The presenters were Marc A. Bergin, Ed.D., Chief of Staff; Kipp Rogers, Ph.D., Chief Academic Officer; David Din, Chief Information Officer; Jack Freeman, Chief Operations Officer; and Donald E. Robertson, Ph.D., Chief Schools Officer.
- Dr. Bergin gave a presentation overview including list of presenters; CDC (Center for Disease Control and Prevention) new guidance for schools; VBCPS has same two measures – percentage of positivity and number of new cases and mitigation strategies: use of masks, social distancing, hand hygiene and respiratory etiquette, cleaning and disinfection, and contact tracing in collaboration with the local health department; comparison of health metrics; reviewed percent positivity rate and 7-day rolling average of new cases; Dr. Bergin introduced Dr. Rogers.

School Board of the City of Virginia Beach
School Administration Building #6 Municipal Center
2512 George Mason Drive,
Virginia Beach, VA 23456

Tuesday, September 22, 2020
School Board Regular Meeting
Page 3 of 7

Dr. Rogers continued the presentation with the update on the return of special education students on September 22, 2020; approximately 1200 students returned to school; students will receive their special education and related services face-to-face and participate virtually with their peers in the general education setting; face-to-face learning to take place Tuesday through Thursday as planned; professional learning for teachers focused on concurrent teaching (face-to-face and virtually); use of existing technology; school-based ITS (instructional technology specialist) will provide training; after-school technology support from 6:30 p.m. to 8:15 p.m., Monday through Thursday via VBCPS chat feature on website; Dr. Rogers introduced Mr. Din.

Mr. Din provided a technology update; new technology – the chat feature on website, allows real time chat with individuals and provides support after hours; expanded technology helpdesk and support hours – Monday through Thursday from 7 a.m. to 6:30 p.m. and Friday from 7 a.m. to 4:30 p.m.; extended 1:1 program to Kindergarten and Pre-K; distributed 500 hotspots; ClassLink application portal; Zoom for students and staff; replaced 11,000 Chromebooks as part of the annual device replacement program; projects for the remainder of the year: install 295 new interactive panels, distribute 500 additional hotspots, distribute almost 4,700 new instructional laptops, and outdoor wi-fi; Mr. Din introduced Mr. Freeman.

Mr. Freeman provided an update on the HVAC systems; systems functioning as designed; reference CDC recommendations and consult with local HVAC professionals; minimize setback temperatures; guidelines to schools when to open windows to increase ventilation; preventative maintenance – detailed assessment of how each system is performing and make corrections as required; signage in common areas; Mr. Freeman introduced Dr. Robertson.

Dr. Robertson discussed some on going dilemmas with scheduling and staffing – new enrollees, students in singleton classes with a teacher who requires a virtual environment, option 2 staff preferences, how to feed students safely; working on challenges with Old Donation School (ODS) – four new teacher allocations, grade 6 middle school teaching team agreed to teach in-person and virtual students simultaneously, using other classrooms; select group of students with disabilities returned to school; students in grades PreK-2 assigned classes and Option 1 students scheduled to return September 29; finalizing plans for students in grades 3-5 to return October 6 and students in grades 6 and 9 to return October 8; continue to work on vacancies; offer stipend (ES, MS, HS); extra block allowance (MS, HS); central VLC class; providing professional learning series for teachers. Chairwoman Rye opened the floor for any questions.

The discussion continued regarding synching schoology and synergy – looking into this process; use of Zoom and Google Meet in regard to breakout rooms; teacher shortages/vacancies and hires; classrooms for Art and PE; manipulative materials and health mitigations; restroom breaks and using restrooms in classroom; use of specialists to fill teacher positions; difference between stipend and block allowance; SAT dates and testing sites; use of technology and seeing all students in the Zoom classroom – based on CPU of the laptop not screen size; paper and pencil materials for some students; meeting the needs of special education students; transportation services; work with COVID cases on a case by case basis; teacher option requests.

Chairwoman Rye stated the conclusion of the discussion and listed the School Board members still in the queue for questions. She then introduced the next workshop presentation.

- E. Immersion and World Languages Update: The presenter was Nicole M. DeVries, Ph.D., Director, Office of K-12 and Gifted Programs. Dr. DeVries gave an overview of the program and the Spanish Immersion Program; reviewed graduation requirements; language offerings; global studies and the World Language Academy at Tallwood High School – 3 major themes: global issues, global systems, and global cultures; opportunities for exchange programs and travel tours; biliteracy seal – 337 awarded in 2019; Six Advanced Placement courses; summer language opportunities; Spanish Immersion Programs at Christopher Farms ES, Alanton ES, Trantwood ES, Landstown MS, and Great Neck MS; use 50/50 model in elementary schools; Mrs. Charlene Garran, Principal at Alanton Elementary School and Ms. Isabel Perez, Second Grade Teacher at Alanton Elementary School shared their experiences with the program; cross-school collaboration – professional learning, development of proficiency benchmarks and benchmark assessments, learning walks, open houses, summer immersion bootcamp; program expansion – dual language immersion.

School Board of the City of Virginia Beach
School Administration Building #6 Municipal Center
2512 George Mason Drive,
Virginia Beach, VA 23456

Tuesday, September 22, 2020
School Board Regular Meeting
Page 4 of 7

The discussion continued with positive comments from the School Board members regarding the program; past visits to the schools; expanding the program; waiting list for program; questions about high school level you can contact Dr. DeVries.

Chairwoman Rye adjourned the workshop at 5:42 p.m.

2. Closed Meeting: NONE

FORMAL MEETING

- 3. Call to Order and Verbal Roll Call:** Chairwoman Rye called the formal meeting to order at 6:02 p.m. on the 22nd day of September 2020 announced pursuant to the State of Emergency related to the COVID-19 pandemic, the Governor's Executive Orders, the Virginia Freedom of Information Act as amended by the Virginia General Assembly and the School Board's April 7, 2020 Emergency Resolution, the School Board and selected staff members will meet in person at the School Administration Building, however, at this time it is impractical and unsafe to allow other persons to attend the School Board Meeting due to physical distancing and safety precautions related to the pandemic. Members of the public will be able to observe the School Board Meeting through livestreaming on www.vbschools.com, broadcast on VBT Channel 47, and on Zoom.

The following School Board members were present in the School Board chambers: Chairwoman Rye, Ms. Melnyk, Ms. Anderson, Mr. Edwards, Ms. Felton, Ms. Hughes, Ms. Manning, Mr. Owens, and Ms. Riggs. The following School Board members were participating via Zoom: Ms. Holtz and Ms. Weems.

4. Moment of Silence followed by the Pledge of Allegiance

5. Student, Employee and Public Awards and Recognitions - NONE

- 6. Adoption of the Agenda:** Chairwoman Rye called for any modifications to the agenda. There being none, Mr. Edwards made a motion, seconded by Ms. Felton. Chairwoman Rye called for a vote. The School Board Clerk announced the motion passed unanimously.

- 7. Superintendent's Report:** Superintendent Spence shared the following information: 1) NAS Oceana Fifth Grade Virtual Air Show and STEM Day, students watched videos of tactical jets, engaged in lessons, learned about the work and accomplishments of local military and STEM professionals; 2) Ms. Meghann Scott was recognized as the Virginia Gifted Teacher of the Year for Region II; 3) Virginia Beach City Public Schools was one of 15 divisions recognized by the Virginia Department of Education (VDOE) as a "School Division of Innovation" for designing and implementing alternatives to traditional instructional practices that improve student learning and promotes college and career readiness, and good citizenship; and 4) The first Virtual Community Resource Fair will take place via Zoom, Tuesday October 6, 2020 from 5:30 p.m. to 8:30 p.m. A panel of representatives (VBCPS, local community, VDOE) will discuss special education topics and information about programs/services available for students and families of children with disabilities.

- 8. Approval of Minutes:** September 9, 2020 Regular School Board Meeting: Chairwoman Rye announced the approval of the minutes and mentioned an amendment request to the September 9, 2020 minutes. Ms. Manning requested the reason for the abstention vote on Action Item 11.B.1. PRC Equity Policy be noted in the minutes. The School Board Clerk read the following amendment request: *The following Board Members abstained from voting: Ms. Manning, Ms. Hughes, and Ms. Weems. The reasons stated for the abstention were: Ms. Manning – not enough information to make an informed decision; Ms. Hughes – in favor of an education equity policy but many questions were not answered; Ms. Weems – does want equity policy but lack of diverse community input, no information regarding training, curriculum, and budget.*

Ms. Anderson stated it was her understanding an abstention is the same as a negative vote. School Board Legal Counsel, Kamala H. Lannetti, Deputy City Attorney explained the abstention vote is not counted toward the vote, if abstain need to give a reason, does not count as a negative vote. Chairwoman Rye called for any other modifications to the September 9, 2020 minutes. Hearing none, Chairwoman Rye called for a vote. The School Board Clerk asked for a motion and a second. Ms. Manning made a motion to approve the minutes with the amended changes, seconded by Ms. Hughes. Chairwoman Rye called for a vote. The School Board Clerk confirmed there were eight (8) ayes in favor of the motion: Chairwoman Rye, Mr. Edwards, Ms. Felton, Ms. Holtz, Ms. Hughes, Ms. Manning, Ms. Owens, and Ms. Weems. There were three (3) nays opposing the motion: Ms. Melnyk, Ms. Anderson, and Ms. Riggs. The motion passed 8-3.

School Board of the City of Virginia Beach
School Administration Building #6 Municipal Center
2512 George Mason Drive,
Virginia Beach, VA 23456

Tuesday, September 22, 2020
School Board Regular Meeting
Page 5 of 7

- 9. *Hearing of Citizens and Delegations on Agenda Items:*** Chair Chairwoman Rye announced the School Board will now hear comments on Agenda Items from citizens and delegations who signed up with our Clerk prior to this meeting. In person speakers will be called first followed by speakers participating through Zoom or by telephone. It is not necessary for speakers to ask if they can be heard. Speakers should begin speaking once their name is called.

As a reminder, each speaker has four minutes to present and will be given a thirty second warning before time expires. Once the speaker's time has expired, the speaker should stop making remarks and the next speaker will be cued to speak. Please keep in mind, the School Board invites the public to also submit comments through our group e-mail account which can be found on our website.

There were 5 in-person speakers and nine on-line speakers discussing Old Donation School, reopening of schools regarding staffing and scheduling.

- 10. *Consent Agenda:*** Chairwoman Rye stated the items on the consent agenda and asked Ms. Anderson to read the following resolution:

- A. Dyslexia Awareness Month: That the School Board approve a resolution recognizing October as Dyslexia Awareness Month.

**Resolution for Dyslexia Awareness Month
October 2020**

WHEREAS, dyslexia is a language-based learning disability that causes difficulties with reading, writing, spelling, and word pronunciation; and

WHEREAS, the onset and severity of dyslexia varies for each individual; and

WHEREAS, it takes individuals with dyslexia longer to process phonemic information, thus affecting academic growth, achievement, and self-esteem; and

WHEREAS, it is important to provide effective teaching approaches and educational intervention strategies for individuals with dyslexia; and

WHEREAS, Dyslexia Awareness Month is an opportunity to acknowledge educators utilizing effective teaching strategies, and to celebrate the many achievements of adolescents, students and adults with dyslexia; and

WHEREAS, the School Board of the City of Virginia Beach is committed to a continued focus on educating students, parents, and school staff about effective teaching strategies to address the needs of students with learning disabilities.

NOW, THEREFORE, BE IT

RESOLVED: That the School Board of the City of Virginia Beach designates the month of October to be Dyslexia Awareness Month; and be it

FURTHER RESOLVED: That strategies and interventions to address the needs of students with learning disabilities be ongoing in Virginia Beach City Public Schools; and be it

FURTHER RESOLVED: That a copy of this resolution be spread across the official minutes of this Board.

Adopted by the School Board of the City of Virginia Beach this 22nd day of September 2020.

- B. Budget Calendar: It is recommended that the School Board review and approve the attached Budget Calendar for the FY 2021/22 Operating Budget and the 2021/22 – 2026/27 Capital Improvement Program.

Budget Calendar

FY 2021/22 School Operating Budget and FY 2021/22 - FY 2026/27 Capital Improvement Program

2020

September	The Budget Calendar is developed
Sept. 9	The Budget Calendar is presented to the School Board for information
Sept. 22	The Budget Calendar is presented to the School Board for action
Oct. 7	A budget kickoff meeting is conducted to provide senior staff and budget managers with an economic update, revenue outlook and general directions for budget development
Oct. 7 - Dec. 11	Budget requests are submitted by senior staff and budget managers to the Office of Budget Development
Nov. 17	A Five-Year Forecast is presented to the School Board and the City Council

School Board of the City of Virginia Beach
School Administration Building #6 Municipal Center
2512 George Mason Drive,
Virginia Beach, VA 23456

Tuesday, September 22, 2020
School Board Regular Meeting
Page 6 of 7

- Dec. 4 Recommended part-time hourly rates for FY 2021/22 are submitted by the Department of Human Resources to the Office of Budget Development
- Dec. 15 A draft of the Capital Improvement Program is prepared for the superintendent's review
- Dec. 15 A public hearing is held to solicit stakeholder input and offer the community an opportunity to be involved in the budget development process
- December (3rd week) State revenue estimates are released by the Virginia Department of Education
- 2021**
- Jan. 4 - 15 Budget requests are reviewed, refined and summarized by the Office of Budget Development
- Jan. 12 The recommended Capital Improvement Program budget is presented to the superintendent and senior staff
- Jan. 12 The unbalanced School Operating budget is presented to the superintendent and senior staff
- Feb. 2 The Superintendent's Estimate of Needs for FY 2021/22 is presented to the School Board (Special School Board meeting required)
- Feb. 2 The Superintendent's Proposed FY 2021/22 - FY 2026/27 Capital Improvement Program budget is presented to the School Board (Special School Board meeting required)
- Feb. 9 School Board Budget Workshop #1 is held - Time TBD.
- Feb. 16 School Board Budget Workshop #2 is held - Time TBD.
- Feb. 16 A public hearing is held to solicit stakeholder input and offer the community an opportunity to be involved in the budget development process
- Feb. 23 School Board Budget Workshop #3 - Time TBD (if needed)
- Mar. 2 School Board Budget Workshop #4 - Time TBD (if needed)
- Mar. 2 The FY 2021/22 School Board Proposed Operating budget and FY 2021/22 - FY 2026/27 Capital Improvement Program budget are adopted by the School Board (Special School Board meeting required)
- Mar. 9 The FY 2021/22 School Board Proposed Operating budget is provided to city staff
- Apr. The FY 2021/22 School Board Proposed Operating budget and FY 2021/22 - FY 2026/27 Capital Improvement Program budget are presented to the City Council (Sec. 15.1-163)
- No Later Than May 15 The FY 2021/22 School Board Proposed Operating budget and FY 2021/22 - FY 2026/27 Capital Improvement Program budget are approved by the City Council (Sec. 22.1-93; 22.1-94; 22.1-115)

Chairwoman Rye called for a motion to approve the consent agenda. Ms. Riggs made a motion, seconded by Ms. Hughes. Chairwoman Rye called for a vote. The School Board Clerk announced the motion passed unanimously.

11. Action

- A. Personnel Report / Administrative Appointment(s): Mr. Edwards made a motion, seconded by Ms. Anderson that the School Board approve the appointments and accept the resignations, retirements, and other employment actions as presented on the September 22, 2020 Personnel Report along with administrative appointments as recommended by the Superintendent. Without discussion the School Board Clerk announced the motion passed unanimously. Superintendent Spence introduced the following: Vashti M. Richards, Administrative Assistant, Lynnhaven Middle School as the Assistant Principal at Landstown Middle School.

12. Information

- A. Update on Scheduling and Staffing: The presenter was Donald E. Robertson, Ph.D., Chief Schools Officer. Dr. Robertson recapped the workshop presentation and discussed some ongoing dilemmas with scheduling and staffing – new enrollees, students in singleton classes with a teacher who requires a virtual environment, option 2 staff preferences, how to feed students safely; USDA extending the Summer Feeding Program; teachers receiving 30 minute duty free lunch; working on challenges with Old Donation School (ODS) – four new teacher allocations, grade 6 middle school teaching team agreed to teach in-person and virtual students simultaneously, using other classrooms, bring back as many students as safely as possible; select group of students with disabilities returned to school; students in grades PreK-2 assigned classes and Option 1 students scheduled to return September 29; finalizing plans for students in grades 3-5 to return October 6 and students in grades 6 and 9 to return October 8; continue to work on

School Board of the City of Virginia Beach
School Administration Building #6 Municipal Center
2512 George Mason Drive,
Virginia Beach, VA 23456

Tuesday, September 22, 2020
School Board Regular Meeting
Page 7 of 7

vacancies; offer stipend (ES, MS, HS); extra block allowance (MS, HS); secondary central VLC; providing professional learning series for teachers.

Chairwoman Rye opened the floor for any questions. The discussion continued regarding switching from Option 2 to Option 1; contact information for issues with Schoology; applications from Virtual Virginia not available on Chromebook – will check into the issue; explanations of stipend and extra block allowance; CARES Act funding and allocation; shortfall in state funding; discussion of reversion funds with the PPMC (Planning & Performance Monitoring Committee); PPE equipment delivered to schools; IB Program and 4x4; Mr. Burnsworth in charge of VLC for secondary and Ms. Sessoms will have a role in the elementary VLC; lunch and eating in the classrooms; students at Renaissance – will contact Ms. Thomas for information; teachers teaching both in-person and virtual; training provided for teachers; teachers coming back to the building; COVID training form – questions should be directed to Human Resources; specialty programs (ATC, TCE); cleaning supplies; data on students logging in – 98% have logged in on platform; teacher preferences; thank you to staff for answering questions; thank you for assisting students returning.

13. **Standing Committee Reports:** Ms. Weems mentioned the upcoming Virtual Resource Fair on October 6 from 5:30 p.m. to 8:30 p.m. Ms. Owens mentioned the Equity Council virtual meeting, had a large turnout, discussed guests at meeting, discussed Native American education, Hispanic Heritage Month.
14. **Conclusion of Formal Meeting:** The formal meeting concluded at 8:39 p.m.
15. **Hearing of Citizens and Delegations on Non-Agenda Items:** There was one non-agenda on-line speaker who discussed teaching virtually.
16. **Workshop - NONE**
17. **Closed Meeting - NONE**
18. **Vote on Remaining Action Items - NONE**
19. **Adjournment:** The meeting adjourned at 8:43 p.m.



Subject: Resolution: Filipino American History Month **Item Number:** 10A

Section: Consent **Date:** October 13, 2020

Senior Staff: LaQuiche R. Parrott, Ed.D., Director for Diversity, Equity & Inclusion

Prepared by: LaQuiche R. Parrott, Ed.D., Director for Diversity, Equity & Inclusion

Presenter(s): LaQuiche R. Parrott, Ed.D., Director for Diversity, Equity & Inclusion

Recommendation:

That the School Board approve a resolution recognizing Filipino American History Month.

Background Summary:

In November 2009, the United States House of Representatives and the United States Senate passed laws, House Resolution 780 and Senate Resolution 298, respectively, officially recognizing the month of October as Filipino American History Month.

To honor Filipino Americans, Fred Cordova and his wife Dorothy founded the Filipino American National Historical society in 1982 to document and promote Filipino American history through its archives, conferences, books, programs, films and art. In 1991 the Filipino American National History Society (FANHS) introduced October as Filipino American History Month. Today there are more than 30 chapters in the United States.

The society found it fitting that the month of October be chosen for the celebration. October 18, 1587 is the date of the first recorded presence of Filipinos in the Continental United States. According to historical documents, some “Luzones Indios” came ashore from a Spanish galleon at what is now Morro Bay, California.

The recognition of diversity promotes unity in our school division as well as supports the School Board’s strategic plan and core values. In our desire to encourage unity in the Virginia Beach City Public Schools, we hereby recognize this important event which will take place the month of October 2020.

Source:

Public Law 10-343; About Filipino American History website

Budget Impact:

N/A

RESOLUTION FOR FILIPINO AMERICAN HISTORY MONTH

October 2020

WHEREAS, one of our nation's greatest strengths is its vast diversity which enables Americans to see the world from many viewpoints; and

WHEREAS, Filipino Americans are an integral part of that diversity; and

WHEREAS, Filipino Americans are the second largest Asian American group in the nation and Virginia Beach has the highest percentage of Filipino Americans in Virginia;

WHEREAS, through the study of their contributions, all students may find role models whose participation, commitment and achievement embodies the American spirit and ideals; and

WHEREAS, the School Board of the City of Virginia Beach recognizes the importance of multicultural diversity education within our school division.

NOW, THEREFORE, BE IT

RESOLVED: That the School Board of the City of Virginia Beach officially recognizes the month of October 2020, as Filipino American History Month, whose theme is "The History of Filipino American Activism"; and be it

FURTHER RESOLVED: That the School Board of the City of Virginia Beach encourages all citizens to support and participate in various school activities during Filipino American History Month; and be it

FINALLY RESOLVED: That a copy of this resolution be spread across the official minutes of this Board.

Adopted by the School Board of the City of Virginia Beach this 13th day of October 2020.

Carolyn T. Rye, School Board Chair

SEAL

Aaron C. Spence, Superintendent

Attest:

Regina M. Toneatto, Clerk of the Board



Subject: Resolution: Bullying Prevention Month, October 2020 **Item Number:** 10B

Section: Consent Agenda **Date:** October 13, 2020

Senior Staff: Kipp D. Rogers, Ph.D., Chief Academic Officer, Department of Teaching and Learning

Prepared by: Alveta J. Green, Ed.D., Executive Director of Office of Student Support Services

Presenter(s): Alveta J. Green, Ed.D., Executive Director of Office of Student Support Services

Recommendation:

That the School Board of the City of Virginia Beach proclaim October 2020 as Bullying Prevention Month.

Background Summary:

In an effort to promote awareness of school bullying, the Virginia School Board Association (VSBA) Board of Directors has designated the month of October as the VSBA Bullying Prevention Month.

The consequences of bullying are far reaching, ranging from lower attendance and student achievement to increased incidents of violence and juvenile crime. Children who are bullied are more likely to become violent adults, while victims of bullying often suffer from anxiety, low self-esteem, and depression, well into adulthood.

Clearly, understanding—and taking seriously—the dynamics of bullying behavior among school-aged children is essential to building safe and effective schools. School Board members, superintendents, school counselors, teachers, and parents can play a critical role in creating a climate where bullying is not tolerated. It has been proven when adults and children stand together, bullying ends.

Source:

Virginia School Board Association

Budget Impact:

N/A

Resolution for Bullying Prevention Month October 2020

WHEREAS, school bullying has become an increasingly significant problem in the United States and Virginia; and

WHEREAS, over twenty percent of the youth in the United States are estimated to be involved in bullying each year, either as a bully or as a victim; and

WHEREAS, students who experience bullying are at increased risk for depression, anxiety, sleep difficulties, lower academic achievement, and dropping out of school; and

WHEREAS, bullying can take many forms, including verbal, physical, and most recently in cyberspace, and can happen in many places on and off school grounds; and

WHEREAS, it is important for Virginia Beach parents, students, school counselors, teachers, and school administrators to be aware of bullying, and to encourage discussion of the problem as a school community; and

WHEREAS, the School Board of the City of Virginia Beach has developed a policy on anti-bullying to encourage positive behaviors and to eliminate bullying behaviors; and

WHEREAS, Virginia Beach City Public Schools, through sustained and dedicated efforts, has implemented programs for all employees and students that recognizes a deep commitment at all levels to raise awareness of bullying and its prevention.

NOW, THEREFORE, BE IT

RESOLVED: That the School Board of the City of Virginia Beach recognizes the month of October 2020, as Bullying Prevention Month in the Virginia Beach City Public Schools; and be it

FURTHER RESOLVED: That the issue of bullying and its prevention be discussed in Virginia Beach City Public Schools classrooms during this time; and be it

FURTHER RESOLVED: That a copy of this resolution be spread across the official minutes of this Board.

Adopted by the School Board of the City of Virginia Beach this 13th day of October 2020

S E A L

Carolyn T. Rye, Chair

Aaron C. Spence, Superintendent

Attest:

Regina Toneatto, Clerk of the Board



Subject: Resolution: Disability History and Awareness Month **Item Number:** 10C

Section: Consent **Date:** October 13, 2020

Senior Staff: Kipp D. Rogers, Ph.D., Chief Academic Officer, Department of Teaching and Learning

Prepared by: Roni S. Myers-Daub, Ed.D., Executive Director of Programs for Exceptional Children

Presenter(s): Roni S. Myers-Daub, Ed.D., Executive Director of Programs for Exceptional Children

Recommendation:

That the School Board approve a resolution recognizing October as Disability History and Awareness Month.

Background Summary:

The Virginia General Assembly Proclamation in October 2009 recognized October as Disability History and Awareness Month. October was declared to be the month in which efforts were to be made to increase awareness and respect for persons with disabilities and to inform the public concerning their many contributions to society and emphasize the abilities and rights of persons with disabilities rather than their exceptionalities. In Virginia Beach City Public Schools, school administrators have been informed of activities to consider as part of morning announcements, language arts activities, and other projects to develop an awareness of this proclamation for October.

Source:

*The Virginia General Assembly Proclamation in 2009 for October
Senate Joint Resolution 321*

Budget Impact:

N/A

Disability History and Awareness Month October 2020

WHEREAS, Americans with Disability Act of 1990 was founded on four principles: inclusion, full participation, economic self-sufficiency and equality of opportunity for all people with disabilities; and

WHEREAS, the Virginia General Assembly has designated the month of October as Disability History and Awareness Month to increase public awareness and respect for persons with disabilities; to inform the public concerning their many contributions to society; and to emphasize the abilities and rights of persons with disabilities rather than their exceptionalities; and

WHEREAS, public schools, institutions of higher education, the business community, civic organizations and other interested entities are encouraged to promote Disability History and Awareness Month in the Commonwealth of Virginia; and

WHEREAS, the Virginia Department of Education's 2019-2020 Virginia State Quality Profile reported the Virginia public school divisions served 175,524 students with disabilities under the Individuals with Disabilities Education Act and Virginia Beach City Public Schools reported the division served 8,344 students with disabilities under the Individuals with Disabilities Education Act; and

WHEREAS, Virginia Beach City Public Schools believes in having the highest expectations for students with disabilities and believes that students with disabilities make significant academic and social progress when educated, as appropriate, in general education environments; and

WHEREAS, it is necessary to increase public awareness, knowledge, and understanding of disabilities, the rights of persons with disabilities, and to foster a culture of mutual respect and equal opportunities for all in our schools, businesses, and communities.

NOW, THEREFORE, BE IT

RESOLVED: That the School Board of the City of Virginia Beach officially recognizes the month of October 2020 as Disability History and Awareness Month; and be it

FURTHER RESOLVED: That the School Board of the City of Virginia Beach encourages all citizens to support and participate in the various school activities during Disability History and Awareness Month; and be it

FURTHER RESOLVED: That a copy of this resolution be spread across the official minutes of this Board.

Adopted by the School Board of the City of Virginia Beach this 13th day of October 2020

Carolyn T. Rye, Chair

Aaron C. Spence, Superintendent

S E A L

Attest:

Regina Toneatto, Clerk of the Board



Subject: Payment of legal fees for employee **Item Number:** 10D

Section: Consent **Date:** October 13, 2020

Senior Staff: N/A

Prepared by: School Board Legal Counsel, Kamala H. Lannetti, Deputy City Attorney

Presenter(s): School Board Legal Counsel, Kamala H. Lannetti, Deputy City Attorney

Recommendation:

That the School Board approve the payment of legal fees for a high school principal in accordance with School Board Policy 2-59.

Background Summary:

A high school principal is requesting payment of legal fees in the amount of \$1,000.00 incurred as the result of defending a criminal charge filed against the principal in January 2020 and having the criminal charge expunged from the principal's record. The case was dismissed by the Court on February 24, 2020. School Board Legal Counsel has reviewed the request and recommends that the School Board pay the legal fees.

Source:

School Board Policy 2-59

Budget Impact:

\$1,000.00



Subject: Personnel Report **Item Number:** 11A

Section: Action **Date:** October 13, 2020

Senior Staff: Mr. John A. Mirra, Chief Human Resources Officer

Prepared by: John A. Mirra

Presenter(s): Aaron C. Spence, Ed.D., Superintendent

Recommendation:

That the Superintendent recommends the approval of the appointments and the acceptance of the resignations, retirements and other employment actions as listed on the October 13, 2020, personnel report.

Background Summary:

List of appointments, resignations and retirements for all personnel

Source:

School Board Policy #4-11, Appointment

Budget Impact:

Appropriate funding and allocations

Personnel Report
Virginia Beach City Public Schools
October 13, 2020
2020-2021

<u>Scale</u>	<u>Class</u>	<u>Location</u>	<u>Effective</u>	<u>Employee Name</u>	<u>Position/Reason</u>	<u>College</u>	<u>Previous Employer</u>
Assigned to Unified Salary Scale	Appointments - Elementary School	Birdneck	9/23/20	Andrea J Uhler	School Nurse	Old Dominion University, VA	Not Applicable
Assigned to Unified Salary Scale	Appointments - Elementary School	Birdneck	10/5/20	Ashley E Corder	Special Education Assistant	Not Applicable	Not Applicable
Assigned to Unified Salary Scale	Appointments - Elementary School	Brookwood	9/24/20	Lawrence R Bolden	Custodian I	Not Applicable	Not Applicable
Assigned to Unified Salary Scale	Appointments - Elementary School	Centerville	9/28/20	Cheryl A Degraff	Special Education Assistant	Tidewater Community College, VA	Not Applicable
Assigned to Unified Salary Scale	Appointments - Elementary School	Cooke	9/17/20	Noelle L DuBois	Kindergarten Assistant	Not Applicable	Not Applicable
Assigned to Unified Salary Scale	Appointments - Elementary School	Corporate Landing	9/21/20	Donna Terrado	School Nurse	ECPI College of Tech, VA	Not Applicable
Assigned to Unified Salary Scale	Appointments - Elementary School	Creeds	9/23/20	Caroline E Hooks	Custodian I	Not Applicable	Not Applicable
Assigned to Unified Salary Scale	Appointments - Elementary School	Creeds	9/23/20	Felicia Williams	Custodian I	Not Applicable	Not Applicable
Assigned to Unified Salary Scale	Appointments - Elementary School	Glenwood	9/21/20	Bernadette McFadden	Kindergarten Assistant	Tidewater Community College, VA	Not Applicable
Assigned to Unified Salary Scale	Appointments - Elementary School	Hermitage	9/1/20	Mary E Koushel	Special Education Assistant	Tidewater Community College, VA	Accomac County Public Schools, VA
Assigned to Unified Salary Scale	Appointments - Elementary School	Indian Lakes	9/21/20	Michelle Dula	General Assistant	Not Applicable	Not Applicable
Assigned to Unified Salary Scale	Appointments - Elementary School	Indian Lakes	9/24/20	Robyn Rictor	Special Education Assistant	Not Applicable	YMCA, VA
Assigned to Unified Salary Scale	Appointments - Elementary School	Luxford	9/23/20	Deon Terrell	Security Assistant	Radford University, VA	Not Applicable
Assigned to Unified Salary Scale	Appointments - Elementary School	Luxford	10/1/20	Celeste U Aleman	Custodian II Head Night	Not Applicable	Not Applicable
Assigned to Unified Salary Scale	Appointments - Elementary School	New Castle	10/1/20	Meghan Durkin	Physical Education Assistant	Not Applicable	Not Applicable
Assigned to Unified Salary Scale	Appointments - Elementary School	North Landing	9/21/20	Alexie Porter	Physical Education Assistant	James Madison University, VA	Not Applicable
Assigned to Unified Salary Scale	Appointments - Elementary School	North Landing	9/28/20	Alexis E Smith	Special Education Assistant	Not Applicable	Not Applicable
Assigned to Unified Salary Scale	Appointments - Elementary School	Ocean Lakes	9/23/20	Susan L Christian	Library/Media Assistant	Mansfield Univ of Pennsylvania, PA	Not Applicable
Assigned to Unified Salary Scale	Appointments - Elementary School	Ocean Lakes	9/24/20	Audrey Branch	General Assistant	Arizona State University, AZ	Not Applicable
Assigned to Unified Salary Scale	Appointments - Elementary School	Ocean Lakes	9/24/20	Leeza M Dos Santos	Physical Education Assistant	University of Virginia, VA	Not Applicable
Assigned to Unified Salary Scale	Appointments - Elementary School	Ocean Lakes	9/24/20	Glenn R Sostak	Security Assistant	Tompkins-Cortland Community Co, NY	VBPD, VA
Assigned to Unified Salary Scale	Appointments - Elementary School	Point O'View	10/1/20	Bobbi R Freeman-Hill	Special Education Assistant	Not Applicable	Not Applicable
Assigned to Unified Salary Scale	Appointments - Elementary School	Princess Anne	9/30/20	Samantha Frazier	Special Education Assistant	Old Dominion University, VA	Not Applicable
Assigned to Unified Salary Scale	Appointments - Elementary School	Red Mill	9/23/20	Kimberly A Greelish	Custodian I	Not Applicable	Not Applicable
Assigned to Unified Salary Scale	Appointments - Elementary School	Rosemont	9/23/20	Kelsey H Vankirk	General Assistant	SUNY Albany, NY	Not Applicable
Assigned to Unified Salary Scale	Appointments - Elementary School	Rosemont Forest	9/17/20	Arthur J Sargent	Security Assistant, 400	West Liberty State College, WV	Virginia Beach Police Dept, VA
Assigned to Unified Salary Scale	Appointments - Elementary School	Seatack	10/5/20	Fay Wiggins	Custodian I	Not Applicable	Harmony Hospitality/Double Tree, VA
Assigned to Unified Salary Scale	Appointments - Elementary School	Seatack	10/12/20	Nathan O Driver	Physical Education Assistant	Averett University, VA	Not Applicable
Assigned to Unified Salary Scale	Appointments - Elementary School	Tallwood	9/21/20	Wayne E Lincoln	Security Assistant	G4S Secure Solutions, VA	Not Applicable
Assigned to Unified Salary Scale	Appointments - Elementary School	Tallwood	9/23/20	Russell U Mbonu	Custodian I	Not Applicable	Not Applicable
Assigned to Unified Salary Scale	Appointments - Elementary School	Tallwood	9/28/20	Wesley D Smith	Technology Support Technician	St Leo College, FL	ESI, VA
Assigned to Unified Salary Scale	Appointments - Elementary School	Tallwood	9/30/20	Tamika Bond	Kindergarten Assistant	Norfolk State University, VA	Not Applicable
Assigned to Unified Salary Scale	Appointments - Elementary School	Tallwood	10/1/20	Kristen M Euler	Special Education Assistant	Illinois State University, IL	Not Applicable
Assigned to Unified Salary Scale	Appointments - Elementary School	Thoroughgood	9/24/20	Samantha N Wilkinson	Cafeteria Assistant, 4.5 Hours	Not Applicable	Not Applicable
Assigned to Unified Salary Scale	Appointments - Elementary School	Trantwood	9/24/20	Jefferson D Albert	Physical Education Assistant, 500	Not Applicable	Not Applicable
Assigned to Unified Salary Scale	Appointments - Elementary School	Windsor Oaks	9/24/20	Vanessa Carmichael	Special Education Assistant	Not Applicable	Not Applicable
Assigned to Unified Salary Scale	Appointments - Middle School	Brandon	10/6/20	Jacqueline J Jackson	Security Assistant	Not Applicable	Not Applicable
Assigned to Unified Salary Scale	Appointments - Middle School	Brandon	10/7/20	Terrance L Hinton	Custodian I	Not Applicable	Not Applicable
Assigned to Unified Salary Scale	Appointments - Middle School	Corporate Landing	9/24/20	Sarah L Bevier	Library/Media Assistant	Not Applicable	Not Applicable
Assigned to Unified Salary Scale	Appointments - Middle School	Independence	10/5/20	Ashleigh M Smith	Special Education Assistant	Not Applicable	Not Applicable
Assigned to Unified Salary Scale	Appointments - Middle School	Lynnhaven	9/17/20	Ashly N Pate	Special Education Assistant	Not Applicable	Not Applicable
Assigned to Unified Salary Scale	Appointments - Middle School	Lynnhaven	10/1/20	James E Walters Jr	Security Assistant	Not Applicable	Not Applicable
Assigned to Unified Salary Scale	Appointments - Middle School	Princess Anne	9/24/20	Chinita L Baker	Special Education Assistant	Not Applicable	Not Applicable
Assigned to Unified Salary Scale	Appointments - Middle School	Princess Anne	9/24/20	Stephanie L Williams	Special Education Assistant	Not Applicable	Not Applicable
Assigned to Unified Salary Scale	Appointments - Middle School	Salem	9/17/20	Wendy C Barnhart	School Office Associate II	Not Applicable	Not Applicable
Assigned to Unified Salary Scale	Appointments - Middle School	Virginia Beach	10/6/20	Adena C Conwell	School Office Associate II	Not Applicable	Not Applicable
Assigned to Unified Salary Scale	Appointments - High School	Cox	9/21/20	Jennifer D Lanz	Guidance Department Chairman	Old Dominion University, VA	Not Applicable
Assigned to Unified Salary Scale	Appointments - High School	Cox	10/7/20	Joseph T Salinet	Security Assistant	Not Applicable	Not Applicable
Assigned to Unified Salary Scale	Appointments - High School	Green Run	10/2/20	LaSha Wrim	Security Assistant	Not Applicable	Not Applicable
Assigned to Unified Salary Scale	Appointments - High School	Landstown	10/1/20	Mikayla T Purvis	Special Education Assistant	Tidewater Community College, VA	Not Applicable
Assigned to Unified Salary Scale	Appointments - High School	Princess Anne	9/24/20	Jennifer Miles	Special Education Assistant	Not Applicable	Not Applicable
Assigned to Unified Salary Scale	Appointments - High School	Renaissance Academy	9/30/20	Kari A Williams	Special Education Assistant	Not Applicable	Not Applicable
Assigned to Unified Salary Scale	Appointments - High School	Tallwood	9/24/20	Jessica L Gibson	Special Education Assistant	Not Applicable	Not Applicable
Assigned to Unified Salary Scale	Appointments - Miscellaneous	Office of Food Services	10/1/20	Nicholas A Vedia	Culinary Development Chef Assistant	Not Applicable	Not Applicable
Assigned to Unified Salary Scale	Appointments - Miscellaneous	Office of Maintenance Services	9/14/20	Francois B Cote II	Building Manager	Not Applicable	Not Applicable
Assigned to Unified Salary Scale	Appointments - Miscellaneous	Office of Maintenance Services	9/21/20	Clyde W Simons	Electrical Craftsman II	Not Applicable	Not Applicable
Assigned to Unified Salary Scale	Appointments - Miscellaneous	Office of Maintenance Services	9/24/20	Chase D Passaro	Electrical Craftsman I	Not Applicable	Not Applicable
Assigned to Unified Salary Scale	Appointments - Miscellaneous	Office of Programs for Exceptional Children	10/7/20	Carlee A Spencer	Special Education Assistant	Not Applicable	Not Applicable
Assigned to Unified Salary Scale	Appointments - Miscellaneous	Office of Transportation and Fleet Management Services	9/16/20	Ronda M Hamilton	Bus Driver, 6.0 Hours	Not Applicable	Not Applicable
Assigned to Unified Salary Scale	Appointments - Miscellaneous	Office of Transportation and Fleet Management Services	9/21/20	Casey Morrison	Fleet Supervisor	Not Applicable	US Navy, VA
Assigned to Unified Salary Scale	Appointments - Miscellaneous	Office of Transportation and Fleet Management Services	9/28/20	Kyle T Couch	Fleet Technician I	Not Applicable	Not Applicable
Assigned to Unified Salary Scale	Appointments - Miscellaneous	Office of Transportation and Fleet Management Services	10/1/20	Andrew W Joffron	Fleet Technician I	Not Applicable	Beach Ford, VA
Assigned to Unified Salary Scale	Resignations - Elementary School	Alanton	10/5/20	Diane D Serrano	General Assistant, 500 (family)	Not Applicable	Not Applicable
Assigned to Unified Salary Scale	Resignations - Elementary School	Bettie F. Williams	9/15/20	Crystal A Correa	General Assistant (personal reasons)	Not Applicable	Not Applicable
Assigned to Unified Salary Scale	Resignations - Elementary School	Birdneck	9/1/20	Robert M Taylor III	Physical Education Assistant, 500 (career enhancement opportunity)	Not Applicable	Not Applicable
Assigned to Unified Salary Scale	Resignations - Elementary School	Birdneck	9/10/20	Angela C Rahn	School Nurse (personal reasons)	Not Applicable	Not Applicable
Assigned to Unified Salary Scale	Resignations - Elementary School	College Park	9/4/20	Courtney D Girley	Custodian I (active duty military)	Not Applicable	Not Applicable
Assigned to Unified Salary Scale	Resignations - Elementary School	Creeds	6/30/20	Toya M Brantley	Custodian I (personal reasons)	Not Applicable	Not Applicable
Assigned to Unified Salary Scale	Resignations - Elementary School	Kempsville Meadows	9/4/20	Erin N Chowanec	Physical Education Assistant, 500 (career enhancement opportunity)	Not Applicable	Not Applicable
Assigned to Unified Salary Scale	Resignations - Elementary School	Landstown	6/30/20	Madison E Harner	Physical Education Assistant (personal reasons)	Not Applicable	Not Applicable
Assigned to Unified Salary Scale	Resignations - Elementary School	Ocean Lakes	9/14/20	Shelton H Smith	Physical Education Assistant (family)	Not Applicable	Not Applicable
Assigned to Unified Salary Scale	Resignations - Elementary School	Pembroke Meadows	10/16/20	Christa D Loudermilk	Special Education Assistant (career enhancement opportunity)	Not Applicable	Not Applicable
Assigned to Unified Salary Scale	Resignations - Elementary School	Red Mill	10/2/20	Kimberly A Greelish	Custodian I (family)	Not Applicable	Not Applicable
Assigned to Unified Salary Scale	Resignations - Elementary School	Rosemont	9/15/20	Kimberly L Watkins	General Assistant (personal reasons)	Not Applicable	Not Applicable
Assigned to Unified Salary Scale	Resignations - Elementary School	Rosemont Forest	9/22/20	Shannon T Smith	School Nurse (family)	Not Applicable	Not Applicable
Assigned to Unified Salary Scale	Resignations - Elementary School	Seatack	10/5/20	Shawn Z Tarrant	Physical Education Assistant (career enhancement opportunity)	Not Applicable	Not Applicable
Assigned to Unified Salary Scale	Resignations - Elementary School	Three Oaks	9/18/20	Kazuyo O Johnson	Cafeteria Assistant, 5.0 Hours (family)	Not Applicable	Not Applicable
Assigned to Unified Salary Scale	Resignations - Elementary School	Three Oaks	10/9/20	Kelly M Brenner	Pre-Kindergarten Teacher Assistant (career enhancement opportunity)	Not Applicable	Not Applicable
Assigned to Unified Salary Scale	Resignations - Middle School	Princess Anne	7/30/20	Havon D Larson	Custodian I (personal reasons)	Not Applicable	Not Applicable
Assigned to Unified Salary Scale	Resignations - Middle School	Princess Anne	10/2/20	Elizabeth Refhuss	Clinic Assistant (career enhancement opportunity)	Not Applicable	Not Applicable
Assigned to Unified Salary Scale	Resignations - Middle School	Princess Anne	10/6/20	Jessica L Williams	Special Education Assistant (career enhancement opportunity)	Not Applicable	Not Applicable

Personnel Report
Virginia Beach City Public Schools
October 13, 2020
2020-2021

<u>Scale</u>	<u>Class</u>	<u>Location</u>	<u>Effective</u>	<u>Employee Name</u>	<u>Position/Reason</u>	<u>College</u>	<u>Previous Employer</u>
Assigned to Unified Salary Scale	Resignations - Middle School	Princess Anne	10/9/20	Warnell H Conley	Special Education Assistant (personal reasons)	Not Applicable	Not Applicable
Assigned to Unified Salary Scale	Resignations - High School	First Colonial	9/11/20	Annie R Leach	School Nurse (personal reasons)	Not Applicable	Not Applicable
Assigned to Unified Salary Scale	Resignations - High School	Kellam	6/30/20	Christine L Belger	Cafeteria Assistant, 5.0 Hours (personal reasons)	Not Applicable	Not Applicable
Assigned to Unified Salary Scale	Resignations - High School	Renaissance Academy	6/30/20	Duvon R Farrone	Security Assistant (career enhancement opportunity)	Not Applicable	Not Applicable
Assigned to Unified Salary Scale	Resignations - High School	Renaissance Academy	9/22/20	Gerald B Hardy	Security Assistant (personal reasons)	Not Applicable	Not Applicable
Assigned to Unified Salary Scale	Resignations - Miscellaneous	Office of Programs for Exceptional Children	9/14/20	Stacy I Galvez	Special Education Assistant (family)	Not Applicable	Not Applicable
Assigned to Unified Salary Scale	Resignations - Miscellaneous	Office of Transportation and Fleet Management Services	9/3/20	Brittany Moore	Auxiliary Driver Spec Ed, 5.0 Hours (personal reasons)	Not Applicable	Not Applicable
Assigned to Unified Salary Scale	Resignations - Miscellaneous	Office of Transportation and Fleet Management Services	9/14/20	Joseph M Vaughn	Bus Driver, 7.0 Hours (career enhancement opportunity)	Not Applicable	Not Applicable
Assigned to Unified Salary Scale	Resignations - Miscellaneous	Office of Transportation and Fleet Management Services	9/18/20	Barbara A Leary	Bus Driver, 6.5 Hours (job abandonment)	Not Applicable	Not Applicable
Assigned to Unified Salary Scale	Resignations - Miscellaneous	Office of Transportation and Fleet Management Services	9/21/20	Carlos A Cabrera	Bus Driver, 5.5 Hours (career enhancement opportunity)	Not Applicable	Not Applicable
Assigned to Unified Salary Scale	Resignations - Miscellaneous	Office of Transportation and Fleet Management Services	9/21/20	Gretta R Conway	Bus Driver, 5.5 Hours (relocation)	Not Applicable	Not Applicable
Assigned to Unified Salary Scale	Resignations - Miscellaneous	Office of Transportation and Fleet Management Services	9/21/20	Carla L Marois	Bus Driver, 6.0 Hours (family)	Not Applicable	Not Applicable
Assigned to Unified Salary Scale	Resignations - Miscellaneous	Office of Transportation and Fleet Management Services	9/21/20	Deborah A Sollazzo	Auxiliary Driver, 7.5 Hours (personal reasons)	Not Applicable	Not Applicable
Assigned to Unified Salary Scale	Resignations - Miscellaneous	Office of Transportation and Fleet Management Services	9/25/20	Cheryl A Acker	Bus Driver, 5.5 Hours (career enhancement opportunity)	Not Applicable	Not Applicable
Assigned to Unified Salary Scale	Resignations - Miscellaneous	Office of Transportation and Fleet Management Services	9/25/20	Alexandrea Boatright	Bus Driver, 6.0 Hours (career enhancement opportunity)	Not Applicable	Not Applicable
Assigned to Unified Salary Scale	Resignations - Miscellaneous	Office of Transportation and Fleet Management Services	9/25/20	William W Elder	Bus Driver, 6.0 Hours (relocation)	Not Applicable	Not Applicable
Assigned to Unified Salary Scale	Resignations - Miscellaneous	Office of Transportation and Fleet Management Services	9/25/20	Stephen R Shelnett	Bus Driver, 6.0 Hours (career enhancement opportunity)	Not Applicable	Not Applicable
Assigned to Unified Salary Scale	Resignations - Miscellaneous	Office of Transportation and Fleet Management Services	9/28/20	Stephanie-Ann T Sutton	Bus Driver, 6.5 Hours (family)	Not Applicable	Not Applicable
Assigned to Unified Salary Scale	Resignations - Miscellaneous	Office of Transportation and Fleet Management Services	10/2/20	Ernie R Charles-Edmonds	Bus Driver, 5.5 Hours (family)	Not Applicable	Not Applicable
Assigned to Unified Salary Scale	Retirements - Elementary School	Alantown	10/30/20	Mary Ellen Maloney	Special Education Assistant	Not Applicable	Not Applicable
Assigned to Unified Salary Scale	Retirements - Elementary School	Tallwood	9/30/20	Robin B Cooper	Special Education Assistant	Not Applicable	Not Applicable
Assigned to Unified Salary Scale	Retirements - Middle School	Corporate Landing	9/15/20	Donna R White	Library/Media Assistant	Not Applicable	Not Applicable
Assigned to Unified Salary Scale	Retirements - Middle School	Independence	10/31/20	Sidne S Dickenson	School Office Associate II	Not Applicable	Not Applicable
Assigned to Unified Salary Scale	Retirements - Middle School	Salem	10/9/20	Karen R Frank	Special Education Assistant	Not Applicable	Not Applicable
Assigned to Unified Salary Scale	Retirements - Miscellaneous	Office of Distribution Services	12/31/20	Christopher Capasso	Distribution Driver	Not Applicable	Not Applicable
Assigned to Unified Salary Scale	Retirements - Miscellaneous	Office of Distribution Services	12/31/20	Gary S Koelling	Coordinator Distribution Services	Not Applicable	Not Applicable
Assigned to Unified Salary Scale	Retirements - Miscellaneous	Office of Transportation and Fleet Management Services	9/15/20	Linda Walton	Bus Driver, 5.5 Hours	Not Applicable	Not Applicable
Assigned to Instructional Salary Scale	Other Employment Actions - Middle School	Landstown	6/30/20	Maria Delia Crothers	Custodian I	Not Applicable	Not Applicable
Assigned to Instructional Salary Scale	Appointments - Elementary School	Arrowhead	9/25/20	Chelsea L Emery	First Grade Teacher	University of Virginia, VA	SUNNYSBROOK DAY SCHOOL, VA
Assigned to Instructional Salary Scale	Appointments - Elementary School	Centerville	10/5/20	Grace L Marshall	Third Grade Teacher	University of Virginia, VA	SUNNYSBROOK DAY SCHOOL, VA
Assigned to Instructional Salary Scale	Appointments - Elementary School	Christopher Farms	9/3/20	Lauren Hall	Kindergarten Teacher	Old Dominion University, VA	Not Applicable
Assigned to Instructional Salary Scale	Appointments - Elementary School	Christopher Farms	9/16/20	Gerard K Dooley	Kindergarten Teacher	College of William and Mary, VA	Not Applicable
Assigned to Instructional Salary Scale	Appointments - Elementary School	Cooke	8/27/20	Taressa A Frazier	Second Grade Teacher	Western Governors University, UT	Not Applicable
Assigned to Instructional Salary Scale	Appointments - Elementary School	Creeds	9/28/20	Melissa Kidwell	Second Grade Teacher	Old Dominion University, VA	Not Applicable
Assigned to Instructional Salary Scale	Appointments - Elementary School	Diamond Springs	9/16/20	Colleen D McFadden	First Grade Teacher	Murray State University, KY	Not Applicable
Assigned to Instructional Salary Scale	Appointments - Elementary School	Fairfield	9/28/20	Deborah C Bailey	Third Grade Teacher	University of Alabama Birmnghm, AL	Scottsboro City Schools, AL
Assigned to Instructional Salary Scale	Appointments - Elementary School	John B. Dey	8/27/20	Allison Huscroft	Kindergarten Teacher	University of Dayton, OH	King George PS, VA
Assigned to Instructional Salary Scale	Appointments - Elementary School	Kempville	9/25/20	Cassie L Jones	First Grade Teacher	Texas Tech University, TX	Not Applicable
Assigned to Instructional Salary Scale	Appointments - Elementary School	Kempville Meadows	9/21/20	Jenifer C Selph	Fourth Grade Teacher	East Carolina University, NC	Not Applicable
Assigned to Instructional Salary Scale	Appointments - Elementary School	Kempville Meadows	10/1/20	Brennan M Calhoun	Physical Education Teacher	Old Dominion University, VA	Not Applicable
Assigned to Instructional Salary Scale	Appointments - Elementary School	Malibu	9/30/20	Emma Nehlen	Fifth Grade Teacher	Old Dominion University, VA	Not Applicable
Assigned to Instructional Salary Scale	Appointments - Elementary School	North Landing	9/18/20	Melissa A Owens	First Grade Teacher	Old Dominion University, VA	VBPCS
Assigned to Instructional Salary Scale	Appointments - Elementary School	Rosemont	10/1/20	Maureen N Allison	Physical Education Teacher	Old Dominion University, VA	VBPCS
Assigned to Instructional Salary Scale	Appointments - Elementary School	Thoroughgood	10/1/20	Stephanie M Slate	Art Teacher, .400	Virginia Commonwealth Univ, VA	VBPCS
Assigned to Instructional Salary Scale	Appointments - Elementary School	Trantwood	9/30/20	Jennifer J LaPier	Second Grade Teacher	Old Dominion University, VA	VBPCS
Assigned to Instructional Salary Scale	Appointments - Elementary School	Windsor Oaks	10/5/20	Bernice K Hamilton-Moore	Special Education Teacher	Norfolk State University, VA	VBPCS
Assigned to Instructional Salary Scale	Appointments - Elementary School	Windsor Oaks	10/7/20	Kelly Meyers	Reading Specialist	University of Maryland College Park, MD	Not Applicable
Assigned to Instructional Salary Scale	Appointments - Elementary School	Woodstock	10/1/20	Nova Jean Corillo	Special Education Teacher	Regent University, VA	VBPCS
Assigned to Instructional Salary Scale	Appointments - Middle School	Bayside	10/1/20	Catalina Betancur	Spanish Teacher, .600	Not Applicable	Not Applicable
Assigned to Instructional Salary Scale	Appointments - Middle School	Brandon	9/24/20	Ryan N Smith	Health & Physical Education Teacher	University of New Orleans, LA	Not Applicable
Assigned to Instructional Salary Scale	Appointments - Middle School	Brandon	10/5/20	Michelle L Miller	Seventh Grade Teacher	University of Virginia, VA	Not Applicable
Assigned to Instructional Salary Scale	Appointments - Middle School	Independence	10/1/20	Hunter Albertson	Eighth Grade Teacher	Old Dominion University, VA	Not Applicable
Assigned to Instructional Salary Scale	Appointments - Middle School	Old Donation School	10/1/20	Mauria F Ganther	Third Grade Teacher	Regent University, VA	Not Applicable
Assigned to Instructional Salary Scale	Appointments - Middle School	Old Donation School	10/15/20	Brittany A Kutcher	Fifth Grade Teacher	Central Missouri State Univ, MO	Not Applicable
Assigned to Instructional Salary Scale	Appointments - Middle School	Princess Anne	10/1/20	Samantha M Bolin	Eighth Grade Teacher	Old Dominion University, VA	Not Applicable
Assigned to Instructional Salary Scale	Appointments - Middle School	Salem	10/5/20	Lyndsay S Mayer	Teen Living Teacher, .400	University of Oklahoma, OK	Not Applicable
Assigned to Instructional Salary Scale	Appointments - High School	Green Run	9/24/20	Katherine A Hartley	Mathematics Teacher	Longwood University, VA	Not Applicable
Assigned to Instructional Salary Scale	Appointments - High School	Princess Anne	9/4/20	Stephanie J Coari	English Teacher, .600	Old Dominion University, VA	Portsmouth Public Schools, VA
Assigned to Instructional Salary Scale	Appointments - High School	Tallwood	9/17/20	Kylie McKercher	Science Teacher	Not Applicable	Not Applicable
Assigned to Instructional Salary Scale	Appointments - High School	Tallwood	9/29/20	Tyler B Fortune	Social Studies Teacher	St Leo College, FL	VBPCS
Assigned to Instructional Salary Scale	Resignations - Elementary School	Birdneck	9/11/20	Erica F Leidel	Special Education Teacher (personal reasons)	Not Applicable	Not Applicable
Assigned to Instructional Salary Scale	Resignations - Elementary School	Centerville	9/4/20	Colleen E Kelley	Special Education Teacher (family)	Not Applicable	Not Applicable
Assigned to Instructional Salary Scale	Resignations - Elementary School	College Park	10/8/20	Patrice B Boone	Special Education Teacher (moved to public school system)	Not Applicable	Not Applicable
Assigned to Instructional Salary Scale	Resignations - Elementary School	Cooke	6/30/20	Christina A Martin-Enlow	Third Grade Teacher (personal reasons)	Not Applicable	Not Applicable
Assigned to Instructional Salary Scale	Resignations - Elementary School	Diamond Springs	9/2/20	Althea M O'Garra	First Grade Teacher (personal reasons)	Not Applicable	Not Applicable
Assigned to Instructional Salary Scale	Resignations - Elementary School	Fairfield	9/29/20	Melissa R Smith	Third Grade Teacher (career enhancement opportunity)	Not Applicable	Not Applicable
Assigned to Instructional Salary Scale	Resignations - Elementary School	Kempville	9/25/20	Amber K Armstrong-James	First Grade Teacher (family)	Not Applicable	Not Applicable
Assigned to Instructional Salary Scale	Resignations - Elementary School	Point O'View	11/6/20	Julia E Lupton	Music/Vocal Teacher (relocation)	Not Applicable	Not Applicable
Assigned to Instructional Salary Scale	Resignations - Elementary School	Shelton Park	10/7/20	Brittany A Orlando	Special Education Teacher (relocation)	Not Applicable	Not Applicable
Assigned to Instructional Salary Scale	Resignations - Elementary School	White Oaks	9/29/20	Megan B McCoy	Special Education Teacher (personal reasons)	Not Applicable	Not Applicable
Assigned to Instructional Salary Scale	Resignations - Middle School	Bayside	10/20/20	Donita L Gordon	Special Education Teacher (relocation)	Not Applicable	Not Applicable
Assigned to Instructional Salary Scale	Resignations - High School	Kempville	10/2/20	Olivia Castleman-Dry	Special Education Teacher (transfer of spouse)	Not Applicable	Not Applicable
Assigned to Instructional Salary Scale	Resignations - High School	Landstown	9/11/20	Marcus W Johnson-Williams	Social Studies Teacher (career enhancement opportunity)	Not Applicable	Not Applicable
Assigned to Instructional Salary Scale	Resignations - High School	Ocean Lakes	9/8/20	Elizabeth Schur-Badach	Science Teacher (family)	Not Applicable	Not Applicable
Assigned to Instructional Salary Scale	Resignations - High School	Renaissance Academy	9/28/20	Anayanzi Medina-Ruiz	Library Media Specialist (personal reasons)	Not Applicable	Not Applicable
Assigned to Instructional Salary Scale	Resignations - Miscellaneous	Office of Programs for Exceptional Children	10/9/20	Jillian Blaine	Speech/Language Pathologist (career enhancement opportunity)	Not Applicable	Not Applicable
Assigned to Instructional Salary Scale	Retirements - Elementary School	Cooke	6/30/20	Kimberly L Cullipher	Second Grade Teacher	Not Applicable	Not Applicable
Assigned to Instructional Salary Scale	Retirements - Elementary School	Creeds	9/30/20	Tamarah L Humphreys	Second Grade Teacher	Not Applicable	Not Applicable
Assigned to Instructional Salary Scale	Retirements - Middle School	Corporate Landing	10/7/20	Peggy J Lamb	Sixth Grade Teacher	Not Applicable	Not Applicable
Assigned to Instructional Salary Scale	Retirements - Middle School	Lynnhaven	9/30/20	Kelly A Griffiths	Literacy Teacher	Not Applicable	Not Applicable
Assigned to Instructional Salary Scale	Retirements - Middle School	Princess Anne	9/30/20	Arline Thornton	Spanish Teacher	Not Applicable	Not Applicable

Personnel Report
Virginia Beach City Public Schools
October 13, 2020
2020-2021

<u>Scale</u>	<u>Class</u>	<u>Location</u>	<u>Effective</u>	<u>Employee Name</u>	<u>Position/Reason</u>	<u>College</u>	<u>Previous Employer</u>
Assigned to Instructional Salary Scale	Retirements - High School	Bayside	9/30/20	John B Ingersoll	Library Media Specialist	Not Applicable	Not Applicable
Assigned to Instructional Salary Scale	Retirements - High School	Cox	10/7/20	Olga I Rosario	Spanish Teacher	Not Applicable	Not Applicable
Assigned to Instructional Salary Scale	Retirements - High School	Ocean Lakes	10/1/20	Karen R Sawyer	Special Education Teacher	Not Applicable	Not Applicable
Assigned to Instructional Salary Scale	Retirements - High School	Salem	6/30/20	Theresa E Gonzalez	French Teacher, ,600	Not Applicable	Not Applicable
Assigned to Instructional Salary Scale	Retirements - High School	Salem	9/22/20	Elizabeth D Morris	English Teacher, ,600	Not Applicable	Not Applicable
Assigned to Instructional Salary Scale	Retirements - High School	Tallwood	9/30/20	Eleanora P Doane-Butts	Social Studies Teacher	Not Applicable	Not Applicable
Administrative	Appointments - Miscellaneous	Department of Communications & Community Engagement	11/2/20	Jason C Nichols	Coordinator Public Relations II	American Military University, WV	Not Applicable
Administrative	Appointments - Miscellaneous	Department of Technology	10/14/20	Michael A Combs	Director Technology	Not Applicable	Not Applicable
Administrative	Appointments - Miscellaneous	Office of the Superintendent	TBD	Sebrina A Lindsay-Law	Coordinator Equity and Opportunity	George Washington University, DC	Loudoun County Public Schools, VA



Subject: Tutoring Supports for Students **Item Number:** 12A

Section: Information **Date:** 10/13/2020

Senior Staff: Natalie Allen, Chief Communications and Community Engagement Officer

Prepared by: Admon Alexander, Director Family and Community Engagement

Presenter(s): Admon Alexander, Director Family and Community Engagement

Recommendation:

That the school Board receive a review of information presented as it relates to tutoring supports for students.

Background Summary:

This review is focused on tutoring supports within VBCPS. It will highlight the creation of a VBCPS Virtual Peer Tutoring program. The program is a cross departmental collaborative effort to provide support services to all students within the division. The goal of the program is to create a positive student led support space to engage students academically, as well as provide a bridge between schools and the community.

Source:

Office of Family and Community Engagement, Department of Teaching and Learning, High School Administration and Instructors, High School Tutors.

Budget Impact:

None



Subject: Interim Financial Statements – June (unaudited), July and August 2020 Item Number: 12B

Section: Information **Date:** October 13, 2020

Senior Staff: Farrell E. Hanzaker, Chief Financial Officer

Prepared by: Crystal M. Pate, Director of Business Services

Presenter(s): Farrell E. Hanzaker, Chief Financial Officer; Crystal M. Pate, Director of Business Services

Recommendation:

It is recommended that the School Board review the attached financial statements.

1. June 2020 (unaudited)
2. July 2020
3. August 2020

Background Summary:

Pursuant to Section 22.1-115 of the Code of Virginia, as amended, and other applicable sections, the enclosed Interim Financial Statements are presented.

Source:

Section 22.1-115 of the Code of Virginia, as amended

Budget Impact:

None



VIRGINIA BEACH CITY PUBLIC SCHOOLS
CHARTING THE COURSE

**INTERIM FINANCIAL STATEMENTS
FISCAL YEAR 2019-2020
JUNE 2020 (UNAUDITED)**

The financial statements include the following:

	<u>Page</u>
School Operating Fund:	
Revenues by Major Source	A1
Expenditures and Encumbrances by Category	A3
Expenditures and Encumbrances by Budget Unit within Category.....	A5
Revenues and Expenditures/Encumbrances Summary	B1
Balance Sheet.....	B2
Revenues by Account	B3
Special Revenue and Proprietary Funds:	
Athletics	B5
Cafeterias	B6
Textbooks	B7
Risk Management.....	B8
Communication Towers/Technology	B9
Grants.....	B10
Health Insurance	B13
Vending Operations.....	B14
Instructional Technology	B15
Equipment Replacement	B16
Capital Projects Funds Expenditures and Encumbrances	B17
Green Run Collegiate Charter School.....	B18

The financial statements are reported on a cash basis; however, the financial statements include encumbrances (e.g., purchase orders, construction contracts) and reflect the option-payroll (e.g., 10-month employees starting in September electing to be paid over 12-months (i.e., includes the appropriate amount of the July and August salary payments due)) on a monthly basis (September through June). This salary accrual is reflected in each appropriate salary line item within each budget unit and fund for reporting and budgetary control purposes.

School Operating Fund

The School Operating Fund makes up the general operating fund of the School Board. The general fund is used to account for all of the financial resources (except those accounted for in the below funds) that support the Instruction; Administration, Attendance and Health; Pupil Transportation; Operations and Maintenance; and Technology categories.

School Operating Fund Summary (page B1)

Revenues totaled **\$850,955,294** or **100.76%** of the estimated budget for FY 2019-2020. Expenditures and Encumbrances totaled **\$822,263,909** or **96.19%** of the estimated budget for FY 2019-2020 (including debt service). Revenues and the Prior Year Local Contribution (carryover encumbrances from FY 2018-2019 in the amount of **\$10,298,557**) exceeded expenditures and encumbrances by **\$38,989,942**. The total Reversion to the City General fund was **\$39,027,626** (net prepaid items).

School Operating Fund Revenues (pages B1, B3-B4)

Revenues realized this month totaled **\$81.2 million**. Revenues realized to date are **100.76%** of the current fiscal year estimate. Of the amount realized for the month, **\$30.5 million** was realized from the City and **\$36.1 million** was received from the Commonwealth of Virginia for Basic School Aid, Standards of Quality (SOQ) entitlements, and other State revenue. A payment of **\$12.4 million** in state sales tax was received (including the July collection which is applicable to FY 2019-2020) this month.

School Operating Fund Expenditures (pages A3, B1)

Of the total expenditures and encumbrances of **\$822,263,909** for FY 2019-2020, outstanding encumbrances totaled **\$13,367,223**. The outstanding encumbrances will be brought forward into the FY 2020-2021 operating budget with a corresponding increase in the operating budget to cover the related payments (when goods/services are delivered/rendered).

Athletics Fund (page B5)

The Athletics Fund accounts for the revenues and expenditures associated with the middle and high school athletic programs. The fund has realized **\$4,341,119** or **76.6%** of the budgeted revenue for the current fiscal year. This fund has incurred expenditures and encumbrances of **\$4,464,909** or **77.1%** of the budget for the current fiscal year. Please note that **\$123,790** of the current year budget is funded by the prior year fund balance for encumbrances. **\$1,355,022** was reverted from the Athletics Fund to the School Operating Fund as part of the Reversion to the City General Fund.

The fund balance decreased by **\$116,372** (from **\$123,790** to **\$7,418**).

Cafeterias Fund (page B6)

The Cafeterias Fund accounts for the revenues and expenditures associated with the school cafeteria operations of the School Division. A total of **\$4,004,496** in revenue (includes from the federal government **\$2,031,880** under the Summer Feeding Program and **\$1,685,408** in USDA Commodities) was realized this month. This fund has realized **\$26,585,389** or **80.4%** of the budgeted revenue for the current fiscal year. Expenditures totaled **\$4,671,227** for this month. This fund has incurred expenditures and encumbrances of **\$30,812,741** or **86.4%** of the budget for the current fiscal year. Please note that

\$2,596,423 of the current year budget is funded by the prior year fund balance (**\$2,490,632**) and prior year fund balance reserve for encumbrance (**\$105,791**).

The fund balance decreased by **\$3,037,834** (from **\$13,614,607** to **\$10,576,773**). A total of **\$4,971,333** of the School Cafeterias Fund June 30, 2020 fund balance (**\$10,576,773**) is designated for the FY 2020-2021 School Cafeterias Fund Budget.

Textbooks Fund (page B7)

The Textbooks Fund accounts for the financing and acquisitions of textbooks used in the School Division. Revenues for this month totaled **\$394,942** (includes **\$354,286** from the Department of Education). This fund has realized **\$4,163,926** or **102.8%** of the budgeted revenue for the current fiscal year. Expenditures totaled **\$11,487** for this month. This fund has incurred expenditures and encumbrances of **\$3,320,163** or **69.5%** of the budget for the current fiscal year. Please note that **\$724,893** of the current year budget is funded by the prior year fund balance (**\$722,803**) and prior year fund balance reserve for encumbrance (**\$2,090**).

The fund balance increased by **\$843,763** (from **\$7,029,607** to **\$7,873,370**). A total of **\$115,802** of the Textbook Fund June 30, 2020 fund balance (**\$7,873,370**) is designated for the FY 2020-2021 Textbook Fund Budget.

Risk Management Fund (page B8)

The Risk Management Fund accounts for and provides insurance and the administration thereof for the School Division. Revenues for this month totaled **\$54,161** (includes **\$46,288** in interest). This fund has realized **\$7,247,019** in revenue for the current fiscal year. This fund has incurred expenses and encumbrances of **\$6,957,677** for the current fiscal year.

The retained earnings balance increased by **\$404,217** (from **\$6,822,824** to **\$7,227,041**).

Communication Towers/Technology Fund (page B9)

The Communication Towers/Technology Fund accounts for the rent receipts relating to the communication towers constructed on School Board property. A total of **\$19,667** in revenue was realized this month (includes **\$2,262** in cell tower rent – Cox High, **\$5,021** in cell tower rent – Tech Center, and **\$2,593** in cell tower rent – Woodstock Elementary). This fund has realized **\$698,576** or **135.4%** of the budgeted revenue for the current fiscal year. Expenditures totaled **\$87,574** for this month. This fund has incurred expenditures and encumbrances of **\$378,365** or **47.2%** of the budget for the current fiscal year. Please note that **\$285,170** of the current year budget is funded by the prior year fund balance (**\$284,000**) and prior year fund balance reserve for encumbrance (**\$1,170**).

The fund balance increased by **\$320,211** (from **\$2,718,657** to **\$3,038,868**). A total of **\$284,000** of the Communication Towers/Technology Fund June 30, 2020 fund balance (**\$3,038,868**) is designated for the FY 2020-2021 Communication Towers/Technology Fund Budget.

Grants Fund (pages B10-B12)

The Grants Fund accounts for certain private, Commonwealth of Virginia, and Federal grants (with matching local funds, if required). A total of **\$42,861,556** in revenue for various grants was realized for FY 2019-2020. This includes **\$9,261,215** from the Commonwealth of Virginia, **\$29,881,074** from the Federal Government, **\$3,342,422** from the School Operating Fund, and **\$376,845** from other sources.

Health Insurance Fund (page B13)

The Health Insurance Fund accounts for the health insurance program and the administration thereof for the City and School Board employees. . Revenues for this month totaled **\$12,664,412** (including City and School Board (employer and employee) premium payments). Expenses for this month totaled **\$10,491,090**. This includes medical and prescription drug claim payments for City and School Board employees and the Incurred, But Not Reported claims (IBNR's) estimate.

A total of **\$153,085,060** in revenue was realized for FY 2019-2020. Expenses totaled **\$129,158,512** for FY 2019-2020. The retained earnings balance increased by **\$23,926,548** (from **\$45,884,829** to **\$69,811,377**).

Vending Operations Fund (page B14) The Vending Operations Fund accounts for the receipts and expenditures relating to the soft drink vending operations in the School Division. A total of **\$3,230** in revenue (includes **\$3,046** in vending receipts) was realized this month. This fund had realized **\$130,163** or **90.4%** of the budgeted revenue for the current fiscal year. This fund has incurred expenditures and encumbrances of **\$149,800** or **99.9%** of the budget for the current fiscal year. Please note that **\$6,000** of the current year budget is funded by the prior year fund balance.

The fund balance decreased by **\$19,637** (from **\$81,409** to **\$61,772**). A total of **\$6,000** of the Vending Operations Fund June 30, 2020 fund balance (**\$61,772**) is designated for the FY 2020-2021 Vending Operations Fund Budget.

Instructional Technology Fund (page B15)

The Instructional Technology Fund accounts for the financing and acquisitions of instructional technology to assist in the integration of Technology into the K-12 curriculum. A total of **\$61,081** in revenue (interest) was realized this month. This fund has realized **\$408,287** in revenue for the current fiscal year. Please note that **\$200,000** of the current year budget is funded by the prior year fund balance.

The fund balance increased by **\$408,287** (from **\$713,400** to **\$1,121,687**). A total of **\$698,000** of the Instructional Technology fund balance (**\$1,121,687**) is designated for the FY 2020-2021 Instructional Technology Fund Budget.

Equipment Replacement Fund (page B16)

The Equipment Replacement Fund accounts for the financial resources provided for an equipment replacement cycle for selected capital equipment for schools and central offices. A total of **\$3,506** in revenue (interest) was realized this month. This fund has realized **\$25,186** in revenue for the current fiscal year. Please note that **\$80,000** of the current year budget is funded by the prior year fund balance.

The fund balance increased by **\$25,186** (from **\$1,119,396** to **\$1,144,582**). A total of **\$1,051,000** of the Equipment Replacement Fund June 30, 2019 fund balance (**\$1,144,582**) is designated for the FY 2020-2021 Equipment Replacement Fund Budget.

Capital Projects Funds (page B17)

The Capital Projects Funds accounts for the financial resources used for the construction of major capital facilities (e.g., schools). A total of **\$16,496,475** in expenditures was incurred for various school capital projects this month. This includes **\$185,411** for the John B. Dey Elementary Modernization project, **\$636,775** for Thoroughgood Elementary Replacement project, **\$4,637,375** for Princess Anne Middle Replacement project, **\$2,167,900** for Plaza Annex/Laskin Road Addition, **\$2,641,842** for Energy Performance Contract projects, **\$4,019,126** for the Renovations and Replacement – HVAC Phase III projects, **\$749,694** for the Renovations and Replacement – Reroofing Phase II projects. and **\$1,138,456** for the Renovations and Replacement – Reroofing Phase III projects.

Green Run Collegiate Charter School Fund (page B18)

The Green Run Collegiate Charter School Fund accounts for the revenues and expenditures of this public charter school. The School Board is acting in the capacity of a third-party administrator/fiscal agent for all of the public charter school's financial transactions in compliance with School Board Policies and Regulations. The fund realized **\$3,450,635** in revenue for the current fiscal year from the School Operating Fund. This fund has incurred expenditures and encumbrances of **\$3,469,262** or **88.4%** of the budget for the current fiscal year. Please note that **\$8,785** of the current year budget is funded by the prior year fund balance for encumbrances. **\$463,303** was reverted from the Green Run Collegiate Charter School Fund to the School Operating Fund as part of the Reversion to the City General Fund.

The fund balance decreased by **\$18,627** (from **\$19,327** to **\$700**).

VIRGINIA BEACH CITY PUBLIC SCHOOLS
SUMMARY OF OPERATING BUDGET TRANSFERS NOT EXCEEDING \$250,000
June 1, 2020 through June 30, 2020

6

Entry		Description		Account From		Account To	Transfer Amount
JV NUMBER	20-06-02	To pay for software renewal	FROM	Tallwood HS Administrative Draw	TO	Tallwood HS Administrative Draw - Technology Software/Online Content	\$ 79
JV NUMBER	20-06-02	To pay for software renewals	FROM	Tallwood HS Instructional Draw	TO	Tallwood HS Instructional Draw - Technology Software/Online Content	\$ 1,149
JV NUMBER	20-06-02	To pay for computer mouses	FROM	Tallwood HS Special Education Draw	TO	Tallwood HS Special Education Draw - Computer Supplies	\$ 93
JV NUMBER	20-06-02	To pay for software and computer speakers	FROM	Tallwood HS Library Draw	TO	Tallwood HS Library Draw - Technology Software/Online Content Library Draw - Computer Supplies	\$ 2,038
JV NUMBER	20-06-02	To pay for desktop computers, monitors, book orders, professional publications, and substitute salaries and associated FICA	FROM	Strawbridge ES Administrative Draw	TO	Strawbridge ES Library Draw Administrative Draw - Controlled Assets - Computer Equipment Staff Development Draw - Elementary Teacher Substitutes Staff Development Draw - FICA Staff Development Draw	\$ 2,638
JV NUMBER	20-06-02	To pay for software	FROM	Windsor Woods ES Special Education Draw	TO	Windsor Woods ES Special Education Draw - Technology Software/Online Content	\$ 210
JV NUMBER	20-06-02	To pay for chairs, screen filters, portable radios, supply closet, printers, paper, Starfall software, and library books	FROM	Windsor Woods ES Technology Draw	TO	Windsor Woods ES Administrative Draw Administrative Draw - Controlled Assets - Computer Equipment Instructional Draw Instructional Draw - Technology Software/Online Content Library Draw	\$ 2,821
JV NUMBER	20-06-02	To pay for substitute salaries, paper, walkie talkies, and the Rocket invoice	FROM	Rosemont ES Instructional Draw	TO	Rosemont ES Administrative Draw Staff Development Draw - Elementary Teacher Substitutes	\$ 948
JV NUMBER	20-06-02	To pay for a laptop, paper, walkie talkies, and the Rocket invoice	FROM	Rosemont ES Technology Draw	TO	Rosemont ES Administrative Draw Administrative Draw - Controlled Assets - Computer Equipment	\$ 1,785
JV NUMBER	20-06-02	To purchase jump drives	FROM	Rosemont ES Special Education Draw	TO	Rosemont ES Special Education Draw - Computer Supplies	\$ 18
JV NUMBER	20-06-02	To pay for substitute salaries and associated FICA	FROM	Rosemont ES Staff Development Draw	TO	Rosemont ES Staff Development Draw - Elementary Teacher Substitutes Staff Development Draw - FICA	\$ 152
JV NUMBER	20-06-02	To pay for software	FROM	Virginia Beach MS Instructional Draw	TO	Virginia Beach MS Instructional Draw - Technology Software/Online Content	\$ 3,810
JV NUMBER	20-06-02	To purchase software and pay Electronic Systems Inc. for managed print services monthly invoices		Seatack ES Instructional Draw	TO	Seatack ES Instructional Draw - Technology Software/Online Content Instructional Draw - Computer Supplies	\$ 690
JV NUMBER	20-06-02	To pay for substitute salaries and associated FICA	FROM	Salem HS Staff Development	TO	Salem HS Staff Development Draw - HS Teacher Substitutes Staff Development Draw - FICA	\$ 241
JV NUMBER	20-06-02	To pay for a monitor	FROM	Salem HS Administrative Draw	TO	Salem HS Administrative Draw - Controlled Assets - Computer Equipment	\$ 149
JV NUMBER	20-06-02	To purchase iPads and a desktop computer	FROM	Salem HS Library Draw	TO	Salem HS Library Draw - Controlled Assets - Computer Equipment Technology Draw - Controlled Assets - Computer Equipment	\$ 4,562
JV NUMBER	20-06-02	To purchase computers and monitors	FROM	Salem MS Administrative Draw	TO	Salem MS Administrative Draw - Controlled Assets - Computer Equipment	\$ 1,533
JV NUMBER	20-06-02	To pay for SOLPASS, GimKit subscriptions, and printers	FROM	Salem MS Instructional Draw	TO	Salem MS Instructional Draw - Technology Software/Online Content Instructional Draw - Controlled Assets - Computer Equipment	\$ 1,735
JV NUMBER	20-06-02	To pay for software	FROM	Tallwood ES Instructional Draw	TO	Tallwood ES Instructional Draw - Technology Software/Online Content	\$ 11,065

VIRGINIA BEACH CITY PUBLIC SCHOOLS
SUMMARY OF OPERATING BUDGET TRANSFERS NOT EXCEEDING \$250,000
June 1, 2020 through June 30, 2020

7

Entry		Description		Account From		Account To	Transfer Amount
JV NUMBER	20-06-02	To pay for software, two-way radios, printing services, echo dots, keyboards, and US adaptor	FROM	Tallword ES Technology Draw	TO	Tallwood ES Instructional Draw - Technology Software/Online Content Instructional Draw - Computer Supplies Administrative Draw Administrative Draw - Technology Software/Online Content Administrative Draw-Computer Supplies	\$ 2,455
JV NUMBER	20-06-02	To purchase library books	FROM	Three Oaks ES Instructional Draw	TO	Three Oaks ES Library Draw	\$ 5,900
JV NUMBER	20-06-02	To pay for substitute salaries and associated FICA	FROM	Three Oaks ES Staff Development	TO	Three Oaks ES Staff Development Draw - ES Teacher Substitutes Staff Development Draw - FICA	\$ 263
JV NUMBER	20-06-02	To purchase iPad	FROM	Three Oaks ES Instructional Draw	TO	Three Oaks ES Instructional Draw - Controlled Assets - Computer Equipment	\$ 777
JV NUMBER	20-06-02	To pay for substitute salaries, associated FICA, conferences, refreshments for meetings, and books	FROM	Thoroughgood ES Administrative Draw	TO	Thoroughgood ES Staff Development Draw - Elementary Teacher Substitutes Staff Development Draw - FICA Staff Development Draw	\$ 7,218
JV NUMBER	20-06-02	To pay for conferences, refreshments for meetings, and books	FROM	Thoroughgood ES Technology Draw	TO	Thoroughgood ES Staff Development Draw	\$ 3,372
JV NUMBER	20-06-02	To pay for annual license renewals and iPods	FROM	Thoroughgood ES Instructional Draw	TO	Thoroughgood ES Instructional Draw - Technology Software/Online Content Instructional Draw - Controlled Assets - Computer Equipment	\$ 7,845
JV NUMBER	20-06-02	To pay for annual license renewal	FROM	Thoroughgood ES Special Education Draw	TO	Thoroughgood ES Special Education Draw - Technology Software/Online Content	\$ 110
JV NUMBER	20-06-02	To purchase computers, monitors, and a printer	FROM	Technical and Career Education Center Administrative Draw	TO	Technical and Career Education Center Administrative Draw - Controlled Assets - Computer Equipment	\$ 1,831
JV NUMBER	20-06-02	To pay for software, poster printer ink, and computer supplies	FROM	Technical and Career Education Center Library Draw	TO	Technical and Career Education Center Library Draw - Technology Software/Online Content Library Draw - Computer Supplies	\$ 967
JV NUMBER	20-06-02	To pay for substitute salaries and associated FICA	FROM	Woodstock ES Staff Development	TO	Woodstock ES Staff Development Draw - ES Teacher Substitutes Staff Development Draw - FICA	\$ 535
JV NUMBER	20-06-02	To pay for software and monitors	FROM	Woodstock ES Administrative Draw	TO	Woodstock ES Administrative Draw - Technology Software/Online Content Administrative Draw - Controlled Assets - Computer Equipment	\$ 894
JV NUMBER	20-06-02	To purchase software	FROM	Woodstock ES Instructional Draw	TO	Woodstock ES Instructional Draw - Technology Software/Online Content	\$ 245
JV NUMBER	20-06-02	To purchase software	FROM	Woodstock ES Special Education Draw	TO	Woodstock ES Special Education Draw - Technology Software/Online Content	\$ 99
JV NUMBER	20-06-02	To purchase ViewSonic	FROM	Woodstock ES Library Draw	TO	Woodstock ES Technology Draw - Controlled Assets - Computer Equipment	\$ 561
JV NUMBER	20-06-02	To pay for substitute salaries and associated FICA	FROM	Lynnhaven MS Staff Development Draw	TO	Lynnhaven MS Staff Development Draw - MS Teacher Substitutes Staff Development Draw - FICA	\$ 215
JV NUMBER	20-06-02	To purchase a computer and a printer	FROM	Lynnhaven MS Administrative Draw	TO	Lynnhaven MS Administrative Draw - Controlled Assets - Computer Equipment	\$ 805
JV NUMBER	20-06-02	To pay Electronic Systems Inc. for managed print services monthly invoices	FROM	Lynnhaven MS Technology Draw	TO	Lynnhaven MS Instructional Draw-Computer Supplies	\$ 306
JV NUMBER	20-06-02	To pay for library books and book repair materials	FROM	Providence ES Staff Development Draw Administrative Draw Instructional Draw Technology Draw	TO	Providence ES Library Draw	\$ 3,490
JV NUMBER	20-06-02	To purchase software	FROM	White Oaks ES Instructional Draw	TO	White Oaks ES Instructional Draw - Technology Software/Online Content	\$ 1,200
JV NUMBER	20-06-02	To purchase an iPad	FROM	White Oaks ES Library Draw	TO	White Oaks ES Library Draw - Controlled Assets - Computer Equipment	\$ 317

VIRGINIA BEACH CITY PUBLIC SCHOOLS
SUMMARY OF OPERATING BUDGET TRANSFERS NOT EXCEEDING \$250,000
June 1, 2020 through June 30, 2020

8

Entry		Description		Account From		Account To	Transfer Amount
JV NUMBER	20-06-02	To purchase software	FROM	Salem ES Instructional Draw	TO	Salem ES Instructional Draw - Technology Software/Online Content	\$ 2,485
JV NUMBER	20-06-02	To purchase books	FROM	Salem ES Staff Development Draw	TO	Salem ES Library Draw	\$ 252
JV NUMBER	20-06-03	To cover laptop and monitors	FROM	Cooke ES Administrative Draw	TO	Cooke ES Administrative Draw-Controlled Assets Computer Equipment	\$ 992
JV NUMBER	20-06-03	To cover nearpod software	FROM	Cooke ES Technology Draw- Computer Supplies	TO	Cooke ES Instructional Draw- Computer Software	\$ 1,283
JV NUMBER	20-06-03	To cover nearpod software	FROM	Cooke ES Instructional Draw	TO	Cooke ES Instructional Draw- Computer Software	\$ 17
JV NUMBER	20-06-03	To cover substitutes, fringe benefits and various office supplies	FROM	Diamond Springs ES Staff Development Draw	TO	Diamond Springs ES Staff Development Draw-Teacher Substitutes Staff Development Draw-FICA Administrative Draw	\$ 750
JV NUMBER	20-06-03	To cover printer	FROM	Diamond Springs ES Special Education Draw	TO	Diamond Springs ES Special Education Draw-Controlled Assets Computer Equipment	\$ 305
JV NUMBER	20-06-03	To cover VAESP and ASCD membership for the principal, bulletin bars for the hallways and SMORE newsletter creation subscription	FROM	College Park ES Technology Draw-Computer Supplies	TO	College Park ES Administrative Draw Administrative Draw-Computer Software	\$ 873
JV NUMBER	20-06-03	To cover SWANK movie license	FROM	College Park ES Library Draw	TO	College Park ES Library Draw-Computer Software	\$ 517
JV NUMBER	20-06-03	To cover salary and fringe benefits	FROM	College Park ES Staff Development Draw	TO	College Park ES Staff Development Draw-ES Substitutes Staff Development Draw-FICA	\$ 96
JV NUMBER	20-06-03	To cover salary and fringe benefits	FROM	Bayside ES Staff Development Draw	TO	Bayside ES Staff Development Draw-ES Substitutes Staff Development Draw-FICA	\$ 183
JV NUMBER	20-06-03	To cover ESI payments and various instructional supplies	FROM	Bayside ES Administrative Draw	TO	Bayside ES Administrative Draw-Computer Supplies Instructional Draw	\$ 1,801
JV NUMBER	20-06-03	To purchase scholastic guided reading, markers, easels, folders, paper, magnetic letters, and other instructional supplies	FROM	Bayside ES Library Draw	TO	Bayside ES Instructional Draw	\$ 5,575
JV NUMBER	20-06-03	To cover cost of scholastic books, paper, SOL pass software, ESI payments and individual tape dots for special education	FROM	Bayside ES Technology Draw	TO	Bayside ES Instructional Draw Instructional Draw-Computer Software Instructional Draw-Computer Supplies Special Education Draw	\$ 4,061
JV NUMBER	20-06-03	To cover cost of supplies for grade levels, teams and cost of BrainPop LLC software	FROM	Great Neck MS Administrative Draw	TO	Great Neck MS Instructional Draw Instructional Draw- Computer Software	\$ 5,601
JV NUMBER	20-06-03	To cover license renewal, iPad cases, laptop and computer monitor	FROM	Green Run ES Technology Draw	TO	Green Run ES Instructional Draw-Computer Software Special Education Draw-Computer Supplies Administrative Draw-Controlled Assets Computer Equipment	\$ 820
JV NUMBER	20-06-03	To cover iPad cases for ECSE classrooms	FROM	Green Run ES Special Education Draw	TO	Green Run ES Special Education Draw-Computer Supplies	\$ 438
JV NUMBER	20-06-03	To cover laptop and monitors	FROM	Green Run ES Administrative Draw	TO	Green Run ES Administrative Draw-Controlled Assets Computer Equipment	\$ 667
JV NUMBER	20-06-03	To cover license renewal	FROM	Green Run ES Instructional Draw	TO	Green Run ES Instructional Draw-Computer Software	\$ 281
JV NUMBER	20-06-03	To cover salary and fringe benefits	FROM	Green Run ES Staff Development Draw	TO	Green Run ES Staff Development Draw-Teacher Substitutes Staff Development Draw-FICA	\$ 19
JV NUMBER	20-06-03	To cover Ipad	FROM	Hermitage ES Administrative Draw	TO	Hermitage ES Instructional Draw-Controlled Assets Computer Equipment	\$ 1,199
JV NUMBER	20-06-03	To cover Ipad and cost of ink for art printer	FROM	Hermitage ES Instructional Draw	TO	Hermitage ES Instructional Draw-Controlled Assets Computer Equipment Instructional Draw-Computer Supplies	\$ 3,124
JV NUMBER	20-06-03	To cover laptop, monitor and software renewal	FROM	Alanton ES Administrative Draw	TO	Alanton ES Administrative Draw-Controlled Assets Computer Equipment Administrative Draw-Computer Supplies	\$ 874
JV NUMBER	20-06-03	To cover library books	FROM	Alanton ES Instructional Draw	TO	Alanton ES Library Draw	\$ 41

VIRGINIA BEACH CITY PUBLIC SCHOOLS
SUMMARY OF OPERATING BUDGET TRANSFERS NOT EXCEEDING \$250,000
June 1, 2020 through June 30, 2020

9

Entry		Description		Account From		Account To	Transfer Amount
JV NUMBER	20-06-03	To cover quizlet software, ESI invoice and library books	FROM	Creeds ES Instructional Draw	TO	Creeds ES Instructional Draw-Computer Software Instructional Draw-Computer Supplies Library Draw	\$ 347
JV NUMBER	20-06-03	To cover poster ink, supplies and library books	FROM	Corporate Landing ES Instructional Draw	TO	Corporate Landing ES Instructional Draw-Computer Supplies Library Draw	\$ 1,731
JV NUMBER	20-06-03	To cover hotel and airfare for FETC conference	FROM	Glenwood ES Technology Draw	TO	Glenwood ES Staff Development Draw	\$ 6,149
JV NUMBER	20-06-03	To purchase mouse and flash drives	FROM	Glenwood ES Instructional Draw	TO	Glenwood ES Instructional Draw-Computer Supplies	\$ 98
JV NUMBER	20-06-03	To cover iTunes apps for maker space and chromebooks	FROM	Glenwood ES Library Draw	TO	Glenwood ES Library Draw-Computer Software Library Draw-Controlled Assets Computer Equipment	\$ 495
JV NUMBER	20-06-03	To cover instructional supplies, office supplies and computer	FROM	Holland ES Technology Draw	TO	Holland ES Instructional Draw Administrative Draw Administrative Draw-Controlled Assets Computer Equipment	\$ 3,190
JV NUMBER	20-06-03	To cover instructional supplies, external hard drive, computer supplies, office supplies, salaries and fringe benefits	FROM	Holland ES Staff Development Draw	TO	Holland ES Instructional Draw Instructional Draw-Controlled Assets Computer Equipment Instructional Draw-Computer Supplies Administrative Draw Staff Development Draw-ES Substitutes Staff Development Draw-FICA	\$ 1,707
JV NUMBER	20-06-03	To cover administrative purchases including furniture for the principal	FROM	Holland ES Library Draw	TO	Holland ES Administrative Draw	\$ 4,825
JV NUMBER	20-06-03	To cover conference/training fees and professional development books	FROM	Arrowhead ES Library Draw	TO	Arrowhead ES Staff Development Draw	\$ 1,721
JV NUMBER	20-06-03	To cover conference/training fees, professional development books, laptops, and mouse	FROM	Arrowhead ES Administrative Draw	TO	Arrowhead ES Staff Development Draw Administrative Draw-Controlled Assets Computer Equipment Administrative Draw-Computer Supplies	\$ 3,163
JV NUMBER	20-06-03	To cover conference/training fees, professional development books, and computer software licenses.	FROM	Arrowhead ES Technology Draw	TO	Arrowhead ES Staff Development Draw Instructional Draw-Computer Software	\$ 2,489
JV NUMBER	20-06-03	To cover computer software licenses like SOL pass and learning A-Z online	FROM	Arrowhead ES Instructional Draw	TO	Arrowhead ES Instructional Draw-Computer Software	\$ 1,760
JV NUMBER	20-06-03	To cover wireless mouse	FROM	Arrowhead ES Special Education Draw	TO	Arrowhead ES Special Education Draw-Computer Supplies	\$ 19
JV NUMBER	20-06-03	To cover teacher in-service, staff development supplies and Go Guardian subscription	FROM	Bayside MS Administrative Draw	TO	Bayside MS Staff Development Draw Administrative Draw-Computer Software	\$ 2,703
JV NUMBER	20-06-03	To cover cartridge toner	FROM	Bayside MS Special Education Draw	TO	Bayside MS Special Education Draw-Computer Supplies	\$ 52
JV NUMBER	20-06-03	To cover Jamf lifetime licenses for iPods and IXL software	FROM	Fairfield ES Instructional Draw	TO	Fairfield ES Instructional Draw-Computer Software	\$ 758
JV NUMBER	20-06-03	To cover salary, fringe benefits, conference, hotel fees, library books, iPad and laptop	FROM	John B Dey ES Technology Draw	TO	John B Dey ES Staff Development Draw-Teacher Substitutes Staff Development Draw-FICA Staff Development Draw Library Draw Administrative Draw-Controlled Assets Computer Equipment	\$ 3,897
JV NUMBER	20-06-03	To cover iPad and laptop	FROM	John B Dey ES Administrative Draw	TO	John B Dey ES Administrative Draw-Controlled Assets Computer Equipment	\$ 872
JV NUMBER	20-06-03	To cover learning A-Z subscription	FROM	John B Dey ES Instructional Draw	TO	John B Dey ES Instructional Draw-Computer Software	\$ 1,200
JV NUMBER	20-06-03	To cover salary, fringe benefits, airline tickets, printers, scanners, assorted supplies for library use	FROM	Green Run HS Administrative Draw	TO	Green Run HS Staff Development Draw-Teacher Substitutes Staff Development Draw-FICA Staff Development Draw Technology Draw-Controlled Assets Computer Equipment Library Draw	\$ 4,559
JV NUMBER	20-06-03	To cover wireless mouse and headphones	FROM	Green Run HS Special Education Draw	TO	Green Run HS Special Education Draw-Computer Supplies	\$ 353

VIRGINIA BEACH CITY PUBLIC SCHOOLS
SUMMARY OF OPERATING BUDGET TRANSFERS NOT EXCEEDING \$250,000
June 1, 2020 through June 30, 2020

10

Entry		Description		Account From		Account To	Transfer Amount
JV NUMBER	20-06-03	To cover salaries and fringe benefits	FROM	Bayside 6th Grade Campus Staff Development Draw	TO	Bayside 6th Grade Campus Staff Development Draw-Teacher Substitutes Staff Development Draw-FICA	\$ 1,356
JV NUMBER	20-06-03	To cover printers	FROM	Bayside 6th Grade Campus Administrative Draw	TO	Bayside 6th Grade Campus Administrative Draw-Controlled Assets Computer Equipment	\$ 705
JV NUMBER	20-06-03	To cover toner, paper and computer programs for students	FROM	Bayside 6th Grade Campus Instructional Draw	TO	Bayside 6th Grade Campus Instructional Draw-Computer Supplies Instructional Draw-Computer Software	\$ 2,999
JV NUMBER	20-06-03	To cover headphones	FROM	Bayside 6th Grade Campus Special Education Draw	TO	Bayside 6th Grade Campus Special Education Draw-Computer Supplies	\$ 138
JV NUMBER	20-06-03	To cover various conferences located in Georgia, Williamsburg and Virginia Beach	FROM	Brandon MS Administrative Draw	TO	Brandon MS Staff Development Draw	\$ 4,829
JV NUMBER	20-06-03	To cover Vocabulary.com; office computer supplies; subscription for SOLPASS, GIMKIT and Liminex; various classroom supplies such as paper, pencils, markers, and dry, erase boards; and noise cancelling headphones for special ed class	FROM	Brandon MS Technology Draw	TO	Brandon MS Administrative Draw-Computer Software Administrative Draw-Computer Supplies Instructional Draw-Computer Software Instructional Draw Special Education Draw	\$ 5,918
JV NUMBER	20-06-04	To cover AVID headsets	FROM	Remedial Education Other Purchased Services	TO	Teaching and Learning Support (Technology) Computer Supplies	\$ 15,000
JV NUMBER	20-06-07	To increase local match for FY20 Early Initiative Reading	FROM	Elementary Classroom Elementary Teachers	TO	Elementary Classroom Transfers to Other Funds	\$ 120,365
JV NUMBER	20-06-08	To increase local match for FY20 Algebra Readiness	FROM	Elementary Classroom Elementary Teachers	TO	Teaching and Learning Support Transfers to Other Funds	\$ 3,590
JV NUMBER	20-06-09	To cover extra clerical support	FROM	Elementary Classroom Elementary Teachers	TO	Office of the Principal-Middle School Clerical Personnel Part-time/Temporary Personnel	\$ 71,000
JV NUMBER	20-06-10	To cover salaries and fringe benefits	FROM	Elementary Classroom Elementary Teachers	TO	Psychological Services Instructional Coordinators/Specialists FICA Benefits Retirement Contribution Life Insurance Health Insurance	\$ 213,000
JV NUMBER	20-06-15	To purchase replacement security cameras at various schools	FROM	Elementary Classroom Elementary Teachers	TO	Facilities and Maintenance Services Computer Supplies Technological Services	\$ 187,425
JV NUMBER	20-06-21	To conduct preventative maintenance on HVAC systems and install protective barriers for schools (COVID-19)	FROM	Elementary Classroom Elementary Teachers	TO	Facilities and Maintenance Services General Maintenance and Repair	\$ 200,000
JV NUMBER	20-06-22	To purchase laptops for the budget office and accounts payable	FROM	Budget and Finance Clerical Personnel	TO	Budget and Finance Controlled Assets - Computer Equipment	\$ 9,356
JV NUMBER	20-06-22	To purchase docking stations for the budget office	FROM	Budget and Finance Clerical Personnel	TO	Budget and Finance Computer Supplies	\$ 1,330
JV NUMBER	20-06-25	To cover dual enrollment classes paid for the year	FROM	Gifted Ed & Academy Programs Other Purchased Services	TO	Teaching and Learning Support Other Purchased Services	\$ 72,810
JV NUMBER	20-06-26	To cover salaries and fringe benefits	FROM	Gifted Ed & Academy Programs Other Purchased Services	TO	Custodial Services Custodians FICA Benefits	\$ 215
JV NUMBER	20-06-34	To purchase replacement laptops, desktop computers and monitors	FROM	Senior High Classroom Senior High Teachers	TO	General Adult Education Controlled Assets - Computer Equipment	\$ 31,904
JV NUMBER	20-06-34	To purchase headsets	FROM	Senior High Classroom Senior High Teachers	TO	General Adult Education Computer Supplies	\$ 3,025
JV NUMBER	20-06-35	To purchase a printer, monitor, computer and scanner for budget analyst position	FROM	Budget and Finance Clerical Personnel	TO	Budget and Finance Controlled Assets - Computer Equipment	\$ 2,330
JV NUMBER	20-06-36	To pay salaries and benefits for custodians who worked at the Partnership Expo	FROM	Communications and Community Engagement Other Materials and Supplies	TO	Custodial Services Custodians FICA Benefits	\$ 589
JV NUMBER	20-06-38	To increase the budget for clerical personnel	FROM	Technical and Career Education Senior High Teachers	TO	Office of the Principal - Technical Clerical Personnel	\$ 6,050
JV NUMBER	20-06-43	To cover salaries.	FROM	Green Run Collegiate Charter School Senior High Classroom Senior High Teacher	TO	Green Run Collegiate Charter School Safe Schools Security Assistants	\$ 200
JV NUMBER	20-06-44	To pay to transport homeless and displaced students (McKinney-Vento Homeless Assistance Act)	FROM	Guidance Services Middle School Teachers	TO	Social Work Services Other Purchased Services	\$ 82,128

VIRGINIA BEACH CITY PUBLIC SCHOOLS
SUMMARY OF OPERATING BUDGET TRANSFERS NOT EXCEEDING \$250,000
June 1, 2020 through June 30, 2020

Entry		Description		Account From		Account To	Transfer Amount
JV NUMBER	20-06-48	To pay for computer supplies and equipment	FROM	Elementary Classroom Elementary Teachers	TO	Office of the Principal - High Controlled Assets - Computer Equipment Computer Supplies	\$ 7,000
JV NUMBER	20-06-48	To pay for computer supplies and equipment	FROM	Elementary Classroom Elementary Teachers	TO	Office of the Principal - Middle Controlled Assets - Computer Equipment Computer Supplies	\$ 7,000

VIRGINIA BEACH CITY PUBLIC SCHOOLS
INTERIM FINANCIAL STATEMENTS
SCHOOL OPERATING FUND

REVENUES

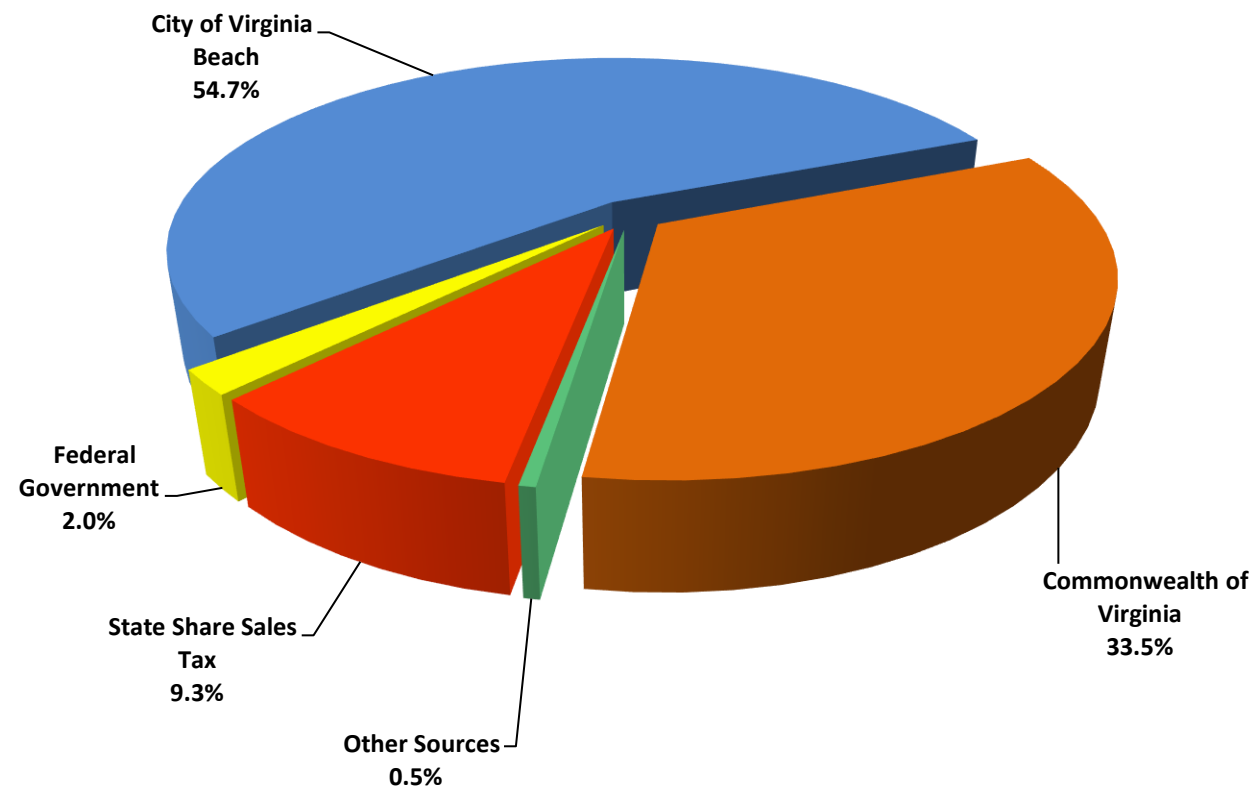
JUNE 2020 (UNAUDITED)

BY MAJOR SOURCE	FISCAL YEAR	(1) BUDGET	(2) ACTUAL THROUGH JUNE	(3) ACTUAL THROUGH MONTH	% OF (3) TO (1)	TREND *
COMMONWEALTH OF VIRGINIA	2020	284,825,537	<-----	285,102,568	100.10%	F
	2019	272,725,078	274,756,361	274,756,361	100.74%	
	2018	273,443,481	273,210,535	273,210,535	99.91%	
STATE SALES TAX	2020	78,981,847	<-----	79,610,836	100.80%	F
	2019	75,344,490	76,320,888	76,320,888	101.30%	
	2018	73,718,340	74,264,875	74,264,875	100.74%	
FEDERAL GOVERNMENT	2020	12,200,000	<-----	16,671,591	136.65%	F
	2019	12,200,000	15,961,332	15,961,332	130.83%	
	2018	12,200,000	12,614,392	12,614,392	103.40%	
CITY OF VIRGINIA BEACH	2020	465,523,561	<-----	465,523,561	100.00%	A
	2019	457,402,684	457,402,684	457,402,684	100.00%	
	2018	448,113,765	448,113,765	448,113,765	100.00%	
OTHER SOURCES	2020	3,032,803	<-----	4,046,738	133.43%	F
	2019	2,782,803	4,001,625	4,001,625	143.80%	
	2018	2,782,803	3,404,755	3,404,755	122.35%	
SCHOOL OPERATING FUND TOTAL	2020	844,563,748	<-----	850,955,294	100.76%	F
	2019	820,455,055	828,442,890	828,442,890	100.97%	
	2018	810,258,389	811,608,322	811,608,322	100.17%	

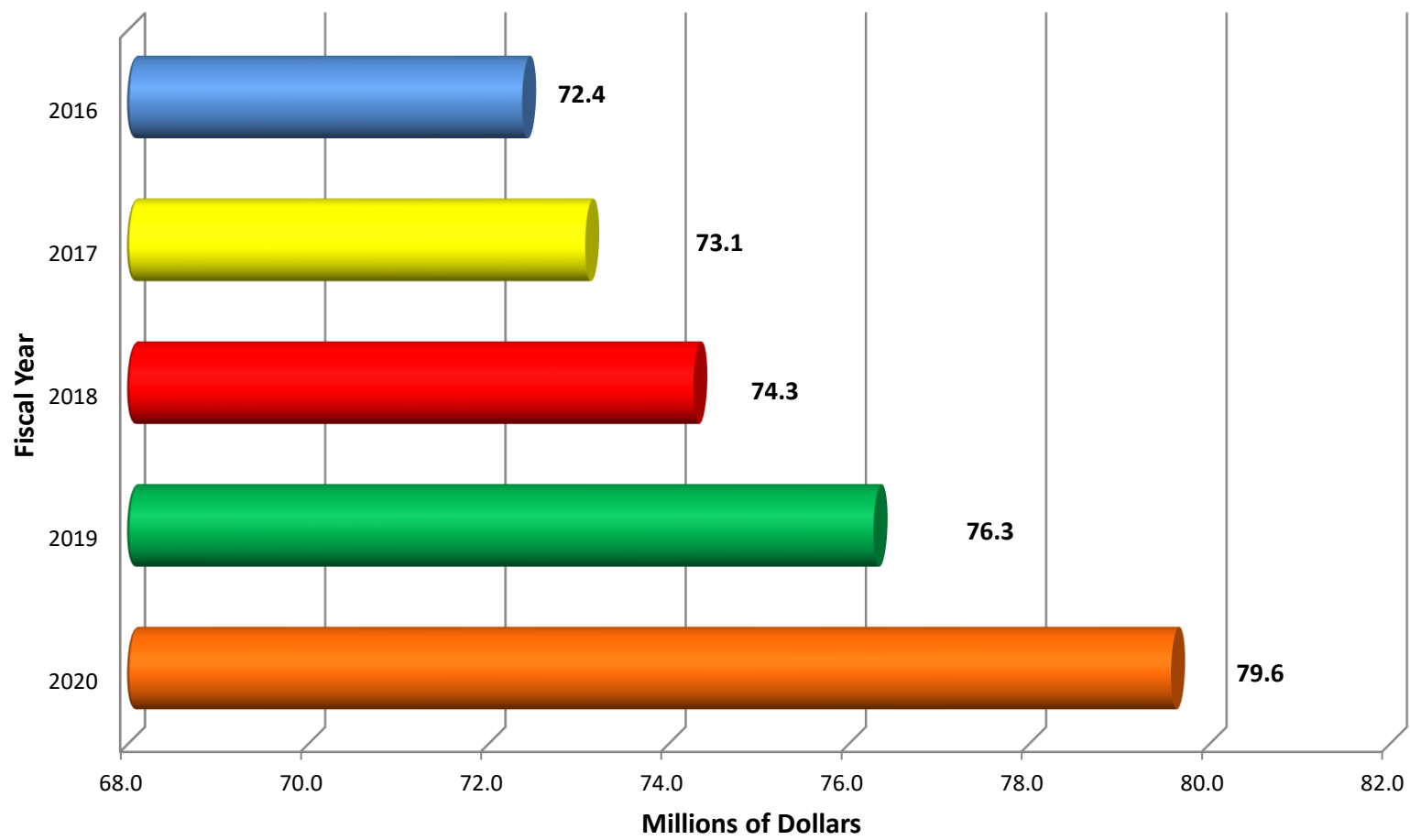
* F=FAVORABLE, U=UNFAVORABLE, A=ACCEPTABLE

***VIRGINIA BEACH CITY PUBLIC SCHOOLS
INTERIM FINANCIAL STATEMENTS
SCHOOL OPERATING FUND***

Fiscal Year 2020 Revenue Actual by Major Source



State Sales Tax Revenue through June 30, 2020



VIRGINIA BEACH CITY PUBLIC SCHOOLS
INTERIM FINANCIAL STATEMENTS
SCHOOL OPERATING FUND

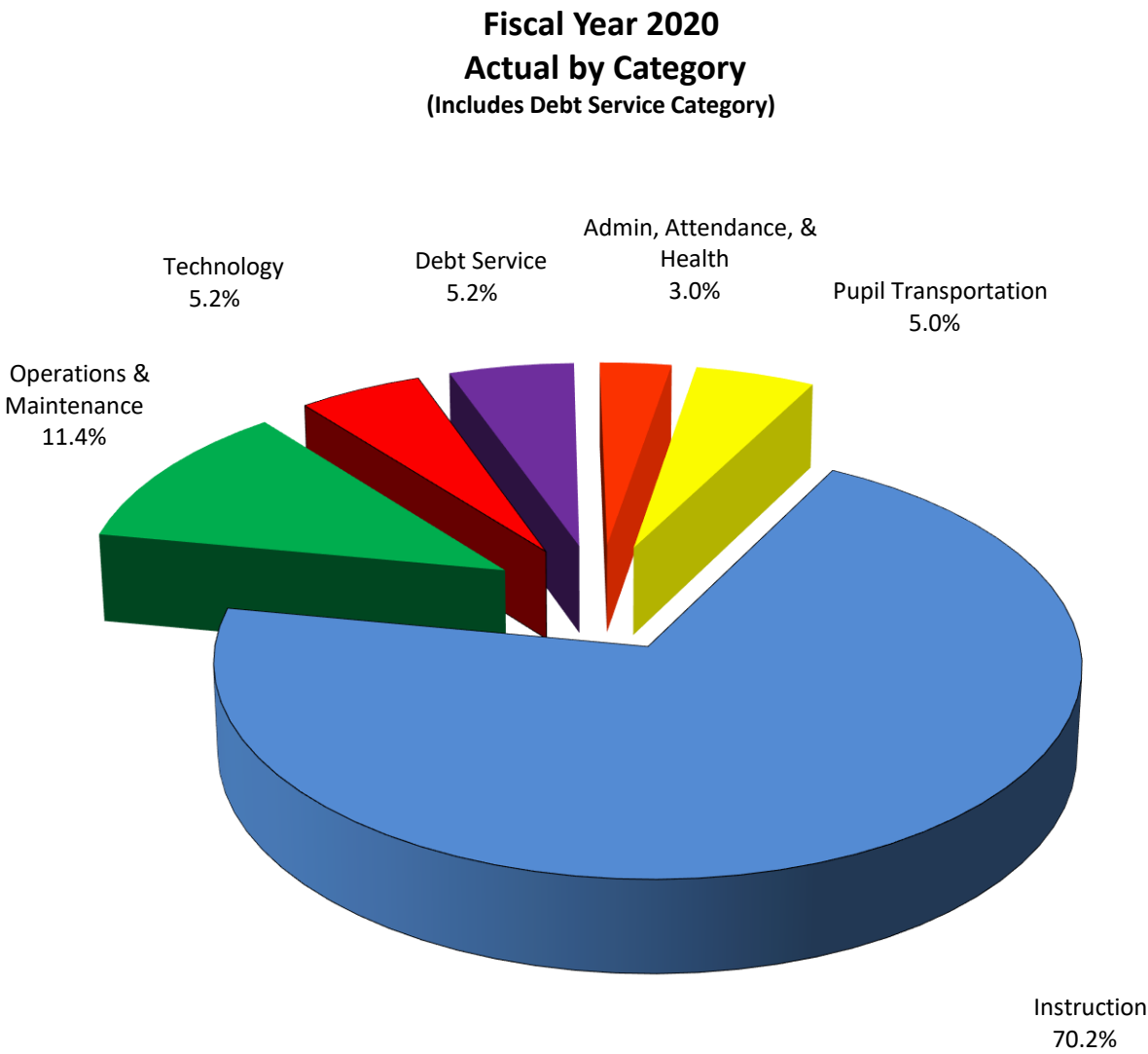
EXPENDITURES/ENCUMBRANCES

JUNE 2020 (UNAUDITED)

BY UNIT WITHIN CATEGORY	FISCAL YEAR	(1) BUDGET	(2) ACTUAL THROUGH JUNE	(3) ACTUAL THROUGH MONTH	% OF (3) TO (1)	TREND *
<i>INSTRUCTION</i>	2020	597,197,050	<-----	577,167,812	96.65%	F
<i>CATEGORY</i>	2019	576,532,705	564,422,174	564,422,174	97.90%	
	2018	566,031,486	555,182,270	555,182,270	98.08%	
<i>ADMINISTRATION,</i>	2020	26,273,771	<-----	24,530,187	93.36%	F
<i>ATTENDANCE & HEALTH</i>	2019	27,757,408	26,446,361	26,446,361	95.28%	
<i>CATEGORY</i>	2018	25,140,520	23,861,911	23,861,911	94.91%	
<i>PUPIL TRANSPORTATION</i>	2020	42,405,656	<-----	41,232,908	97.23%	F
<i>CATEGORY</i>	2019	40,914,622	40,103,993	40,103,993	98.02%	
	2018	47,622,296	46,649,944	46,649,944	97.96%	
<i>OPERATIONS AND</i>	2020	99,738,735	<-----	93,760,634	94.01%	F
<i>MAINTENANCE</i>	2019	95,992,689	92,855,284	92,855,284	96.73%	
<i>CATEGORY</i>	2018	94,061,627	90,389,774	90,389,774	96.10%	
<i>TECHNOLOGY</i>	2020	45,933,211	<-----	42,639,283	92.83%	F
<i>CATEGORY</i>	2019	44,344,757	42,839,605	42,839,605	96.61%	
	2018	40,886,252	39,490,916	39,490,916	96.59%	
<i>SCHOOL OPERATING FUND</i>	2020	811,548,423	<-----	779,330,824	96.03%	F
<i>TOTAL</i>	2019	785,542,181	766,667,417	766,667,417	97.60%	
<i>(EXCLUDING DEBT SERVICE)</i>	2018	773,742,181	755,574,815	755,574,815	97.65%	
<i>DEBT SERVICE</i>	2020	43,313,882	<-----	42,933,085	99.12%	F
<i>CATEGORY</i>	2019	41,951,320	41,768,217	41,768,217	99.56%	
	2018	44,947,680	42,173,255	42,173,255	93.83%	

* F=FAVORABLE, U=UNFAVORABLE, A=ACCEPTABLE

VIRGINIA BEACH CITY PUBLIC SCHOOLS
INTERIM FINANCIAL STATEMENTS
SCHOOL OPERATING FUND



VIRGINIA BEACH CITY PUBLIC SCHOOLS
STATEMENT OF EXPENDITURES AND ENCUMBRANCES
SCHOOL OPERATING FUND
JULY 1, 2019 THROUGH JUNE 30, 2020 (UNAUDITED)

A 5

	FY 2020 APPROPRIATIONS	MONTH'S EXPENDITURES	YR-TO-DATE EXPENDITURES	OUTSTANDING ENCUMBRANCES	REMAINING BALANCE	PERCENT OBLIGATED
INSTRUCTION CATEGORY:						
ELEMENTARY CLASSROOM	161,817,892	16,024,289	158,250,914	295,222	3,271,756	98.0%
SENIOR HIGH CLASSROOM	80,325,824	8,197,836	79,255,372	87,064	983,388	98.8%
TECHNICAL AND CAREER EDUCATION	19,598,836	1,724,291	17,092,502	40,986	2,465,348	87.4%
GIFTED EDUCATION AND ACADEMY PROGRAMS	14,722,100	1,370,126	14,280,738	33,619	407,743	97.2%
SPECIAL EDUCATION	99,176,459	7,749,734	96,819,690	1,113	2,355,656	97.6%
SUMMER SCHOOL	1,644,984	6,536	1,293,987		350,997	78.7%
SUMMER SLIDE PROGRAM	276,002	85,015	269,397		6,605	97.6%
GENERAL ADULT EDUCATION	2,057,756	161,467	1,946,946		110,810	94.6%
ALTERNATIVE EDUCATION-RENAISSANCE	7,333,782	622,304	6,353,241		980,541	86.6%
STUDENT ACTIVITIES	8,944,255	(547,513)	7,417,697		1,526,558	82.9%
OFFICE OF THE PRINCIPAL-ELEMENTARY	27,072,520	2,319,986	26,413,385		659,135	97.6%
OFFICE OF THE PRINCIPAL-SENIOR HIGH	12,558,444	1,004,430	11,954,285		604,159	95.2%
OFFICE OF THE PRINCIPAL- TECHNICAL	699,039	60,121	667,171		31,868	95.4%
GUIDANCE SERVICES	18,908,587	1,712,588	18,302,886		605,701	96.8%
SOCIAL WORK SERVICES	4,331,952	364,510	4,298,918		33,034	99.2%
COMMUNICATIONS AND COMMUNITY ENGAGEMENT	2,205,577	239,301	1,997,405		208,172	90.6%
TEACHING AND LEARNING SUPPORT	17,647,156	613,816	16,568,862	51,677	1,026,617	94.2%
INSTRUCTIONAL PROFESSIONAL GROWTH AND INNOVATION	1,298,766	196,496	1,071,108		227,658	82.5%
OPPORTUNITY AND ACHIEVEMENT	88,765	2,647	39,768		48,997	44.8%
SPECIAL EDUCATION SUPPORT	3,745,574	297,970	3,528,557		217,017	94.2%
GIFTED EDUC AND ACADEMY PROGRAMS SUPPORT	2,510,801	193,019	2,354,435		156,366	93.8%
MEDIA SERVICES SUPPORT	13,494,636	1,315,815	13,135,821	4,305	354,510	97.4%
PLANNING INNOVATION AND ACCOUNTABILITY	2,341,560	133,460	1,636,290	724	704,546	69.9%
MIDDLE SCHOOL CLASSROOM	61,924,195	6,154,549	59,972,855	194,232	1,757,108	97.2%
REMEDIAL EDUCATION	8,516,423	843,039	8,232,135		284,288	96.7%
OFFICE OF THE PRINCIPAL-MIDDLE	11,473,213	952,694	11,313,689		159,524	98.6%
HOMEBOUND SERVICES	415,461	33,183	307,160		108,301	73.9%
TECHNICAL AND CAREER EDUCATION SUPPORT	990,961	75,117	957,375		33,586	96.6%
STUDENT LEADERSHIP	1,493,156	75,287	1,491,825		1,331	99.9%
PSYCHOLOGICAL SERVICES	5,541,556	494,575	5,513,350		28,206	99.5%
AUDIOLOGICAL SERVICES	507,161	38,498	505,155		2,006	99.6%
SCHOOL LEADERSHIP	2,067,200	160,227	1,839,751	8,000	219,449	89.4%
ALTERNATIVE EDUCATION	1,466,457	137,055	1,368,200		98,257	93.3%
TOTAL INSTRUCTION	597,197,050	52,812,468	576,450,870	716,942	20,029,238	96.6%
ADMIN., ATTENDANCE, AND HEALTH CATEGORY:						
BOARD, LEGAL, AND GOVERNMENTAL SERVICES	1,224,244	68,413	1,158,503		65,741	94.6%
OFFICE OF THE SUPERINTENDENT	1,146,791	111,445	1,056,291		90,500	92.1%
BUDGET AND FINANCE	5,141,848	381,295	4,798,368	105	343,375	93.3%
HUMAN RESOURCES	5,474,873	509,424	5,133,198	3,000	338,675	93.8%
INTERNAL AUDIT	470,775	41,604	469,864		911	99.8%
PURCHASING SERVICES	1,157,897	91,847	1,066,195		91,702	92.1%
PROFESSIONAL GROWTH AND INNOVATION	918,319	62,446	816,969		101,350	89.0%
BENEFITS	2,516,406	155,807	2,079,031		437,375	82.6%
HEALTH SERVICES	8,222,618	808,568	7,948,498	165	273,955	96.7%
TOTAL ADMIN., ATTENDANCE, AND HEALTH	26,273,771	2,230,849	24,526,917	3,270	1,743,584	93.4%

VIRGINIA BEACH CITY PUBLIC SCHOOLS
STATEMENT OF EXPENDITURES AND ENCUMBRANCES
SCHOOL OPERATING FUND
JULY 1, 2019 THROUGH JUNE 30, 2020 (UNAUDITED)

A 6

	FY 2020 APPROPRIATIONS	MONTH'S EXPENDITURES	YR-TO-DATE EXPENDITURES	OUTSTANDING ENCUMBRANCES	REMAINING BALANCE	PERCENT OBLIGATED
PUPIL TRANSPORTATION CATEGORY:						
MANAGEMENT	2,759,275	215,827	2,739,543	4,012	15,720	99.4%
VEHICLE OPERATIONS	25,788,221	1,213,240	21,402,449	3,796,034	589,738	97.7%
VEHICLE OPERATIONS-SPECIAL EDUCATION	6,732,752	443,334	6,031,435	553,849	147,468	97.8%
VEHICLE MAINTENANCE	3,712,949	336,812	3,530,916	1,664	180,369	95.1%
MONITORING SERVICES	3,412,459	289,671	3,173,006		239,453	93.0%
TOTAL PUPIL TRANSPORTATION	42,405,656	2,498,884	36,877,349	4,355,559	1,172,748	97.2%
OPERATIONS AND MAINTENANCE CATEGORY:						
SCHOOL DIVISION SERVICES	425,206	32,804	329,484		95,722	77.5%
FACILITIES AND MAINTENANCE SERVICES	51,475,610	5,146,657	44,376,521	4,624,654	2,474,435	95.2%
DISTRIBUTION SERVICES	2,024,221	142,384	1,827,245		196,976	90.3%
GROUNDS SERVICES	4,951,314		4,571,314		380,000	92.3%
CUSTODIAL SERVICES	28,510,057	2,951,442	25,878,632	377,489	2,253,936	92.1%
SAFE SCHOOLS	8,354,305	814,588	8,178,241		176,064	97.9%
VEHICLE SERVICES	2,806,531	40,635	1,641,031	819,927	345,573	87.7%
TELECOMMUNICATIONS	1,191,491	103,279	1,040,974	95,122	55,395	95.4%
TOTAL OPERATIONS AND MAINTENANCE	99,738,735	9,231,789	87,843,442	5,917,192	5,978,101	94.0%
TECHNOLOGY CATEGORY:						
ELEMENTARY CLASSROOM	3,047,550	295,251	2,483,207	307,775	256,568	91.6%
SENIOR HIGH CLASSROOM	1,635,419	240,104	1,306,200	215,600	113,619	93.1%
TECHNICAL AND CAREER EDUCATION	418,335	62,559	324,899		93,436	77.7%
GIFTED EDUCATION AND ACADEMY PROGRAMS	109,160	720	76,094	226	32,840	69.9%
SPECIAL EDUCATION	369,587	23,606	226,704	129,020	13,863	96.2%
SUMMER SCHOOL	10,961				10,961	
GENERAL ADULT EDUCATION	77,468	(9,794)	35,282	34,929	7,257	90.6%
ALTERNATIVE EDUCATION-RENAISSANCE	45,333		45,333			100.0%
STUDENT ACTIVITIES	10,271		10,078		193	98.1%
OFFICE OF THE PRINCIPAL-ELEMENTARY	28,909		21,401		7,508	74.0%
OFFICE OF THE PRINCIPAL-SENIOR HIGH	8,557	8,400	7,642		915	89.3%
OFFICE OF THE PRINCIPAL-TECHNICAL	2,342		1,831		511	78.2%
GUIDANCE SERVICES	29,607	113	28,955		652	97.8%
SOCIAL WORK SERVICES	15,886	13	15,154		732	95.4%
COMMUNICATIONS AND COMMUNITY ENGAGEMENT	277,084	3,060	235,472		41,612	85.0%
INSTRUCTIONAL TECHNOLOGY	15,595,960	937,469	14,069,868	299,108	1,226,984	92.1%
TEACHING AND LEARNING SUPPORT	481,107	26,982	391,462	74,041	15,604	96.8%
INSTRUCTIONAL PROFESSIONAL GROWTH AND INNOVATION	33,027		25,025		8,002	75.8%
OPPORTUNITY AND ACHIEVEMENT	4,655		706		3,949	15.2%
SPECIAL EDUCATION SUPPORT	68,867	101	66,738		2,129	96.9%
GIFTED EDUC AND ACADEMY PROGRAMS SUPPORT	30,636		16,683		13,953	54.5%
MEDIA SERVICES SUPPORT	648,698	13	574,640	59,136	14,922	97.7%
PLANNING INNOVATION AND ACCOUNTABILITY	513,041	43,410	326,553	2,264	184,224	64.1%
MIDDLE SCHOOL CLASSROOM	1,552,541	448,253	1,200,884	338,220	13,437	99.1%
REMEDIATION EDUCATION	18,627	19	8,741	459	9,427	49.4%
OFFICE OF THE PRINCIPAL-MIDDLE	16,194		15,309		885	94.5%
HOMEBOUND SERVICES	40,962	255	17,721		23,241	43.3%
TECHNICAL AND CAREER EDUCATION SUPPORT	12,411		11,299		1,112	91.0%

VIRGINIA BEACH CITY PUBLIC SCHOOLS
STATEMENT OF EXPENDITURES AND ENCUMBRANCES
SCHOOL OPERATING FUND
JULY 1, 2019 THROUGH JUNE 30, 2020 (UNAUDITED)

A 7

	FY 2020 APPROPRIATIONS	MONTH'S EXPENDITURES	YR-TO-DATE EXPENDITURES	OUTSTANDING ENCUMBRANCES	REMAINING BALANCE	PERCENT OBLIGATED
TECHNOLOGY CATEGORY:						
STUDENT LEADERSHIP	2,460	302	1,984		476	80.7%
PSYCHOLOGICAL SERVICES	37,163	8,949	34,016		3,147	91.5%
AUDIOLOGICAL SERVICES	550		534		16	97.1%
SCHOOL LEADERSHIP	39,190	2,314	16,328	1,379	21,483	45.2%
ALTERNATIVE EDUCATION	172,697	10,726	65,748	22,816	84,133	51.3%
BOARD, LEGAL, AND GOVERNMENTAL SERVICES	2,279	(112)	178		2,101	7.8%
OFFICE OF THE SUPERINTENDENT	15,475	310	9,397		6,078	60.7%
BUDGET AND FINANCE	286,698	793	249,726	36,069	903	99.7%
HUMAN RESOURCES	335,236	16,844	282,912	1,366	50,958	84.8%
INTERNAL AUDIT	2,170		1,839		331	84.7%
PURCHASING SERVICES	53,028	3,769	42,367		10,661	79.9%
PROFESSIONAL GROWTH AND INNOVATION	154,788	185	134,327		20,461	86.8%
OFFICE OF TECHNOLOGY	962,849	55,626	931,716		31,133	96.8%
BENEFITS	59,221	605	38,080	2,706	18,435	68.9%
HEALTH SERVICES	6,839			4,663	2,176	68.2%
MANAGEMENT	21,514	77	17,050		4,464	79.3%
VEHICLE OPERATIONS	581,811		546,751		35,060	94.0%
VEHICLE OPERATIONS-SPED	166,315		166,315			100.0%
VEHICLE MAINTENANCE	29,645	11,219	26,470		3,175	89.3%
SCHOOL DIVISION SERVICES	10,224	7	8,981		1,243	87.8%
FACILITIES AND MAINTENANCE SERVICES	1,490,163	31,765	1,001,298	414,006	74,859	95.0%
DISTRIBUTION SERVICES	54,007	79	48,024		5,983	88.9%
CUSTODIAL SERVICES	10,278	114	10,115		163	98.4%
SAFE SCHOOLS	882,041	1,554	859,199	18,186	4,656	99.5%
VEHICLE SERVICES	117,252		114,802		2,450	97.9%
TELECOMMUNICATIONS	10,420		8,042		2,378	77.2%
TECHNOLOGY MAINTENANCE	15,325,703	1,345,343	14,104,943	412,291	808,469	94.7%
TOTAL TECHNOLOGY	<u>45,933,211</u>	<u>3,571,003</u>	<u>40,265,023</u>	<u>2,374,260</u>	<u>3,293,928</u>	92.8%
TOTAL SCHOOL OPERATING FUND (EXCLUDING DEBT SERVICE)	<u>811,548,423</u>	<u>70,344,993</u>	<u>765,963,601</u>	<u>13,367,223</u>	<u>32,217,599</u>	96.0%
DEBT SERVICE CATEGORY:	<u>43,313,882</u>	<u>40,142</u>	<u>42,933,085</u>		<u>380,797</u>	99.1%

Virginia Beach City Public Schools
Interim Financial Statements
School Operating Fund Summary
For the period July 1, 2019 through June 30, 2020

B 1

Unaudited

Revenues:	Budget	% of Total	Actual	Actual over (under) Budget	Percent Realized
Source:					
Commonwealth of Virginia	\$284,825,537	33.73%	\$285,102,568	\$277,031	100.10%
State Sales Tax	\$78,981,847	9.35%	\$79,610,836	\$628,989	100.80%
Federal Government	\$12,200,000	1.44%	\$16,671,591	\$4,471,591	136.65%
City of Virginia Beach	\$465,523,561	55.12%	\$465,523,561	\$0	100.00%
Other Sources	3,032,803	0.36%	4,046,738	1,013,935	133.43%
Total Revenues	844,563,748	100.00%	\$850,955,294	\$6,391,546	100.76%
Prior Year Local Contribution (PYLC) *	10,298,557		10,298,557		
Total Revenues and PYLC	\$854,862,305		\$861,253,851		

Expenditures/Encumbrances:	Budget	% of Total	Actual	Remaining Balance	Percent Obligated
Category:					
Instruction	\$597,197,050	69.86%	\$577,167,812	\$20,029,238	96.65%
Administration, Attendance and Health	26,273,771	3.07%	24,530,187	1,743,584	93.36%
Pupil Transportation	42,405,656	4.96%	41,232,908	1,172,748	97.23%
Operations and Maintenance	99,738,735	11.67%	93,760,634	5,978,101	94.01%
Technology	45,933,211	5.37%	42,639,283	3,293,928	92.83%
Debt Service	43,313,882	5.07%	42,933,085	380,797	99.12%
Total Expenditures/Encumbrances	\$854,862,305	100.00%	\$822,263,909	\$32,598,396	96.19%

**Total Revenues and PYLC over
Expenditures/Encumbrances**

\$38,989,942

Prepaid Items (net)

37,684

Total Reversion to the City General Fund**

\$39,027,626

* Fiscal Year 2018-19 encumbrances brought
forward into the FY 2019-20 operating budget

** Includes \$1,355,022 reverted from the School Athletics
Fund and \$463,303 reverted from the GRC Charter
School Fund to the School Operating Fund

VIRGINIA BEACH CITY PUBLIC SCHOOLS
SCHOOL OPERATING FUND
BALANCE SHEET
JULY 1, 2019 THROUGH JUNE 30, 2020 (UNAUDITED)

B 2

ASSETS:

CASH	103,913,819
ACCOUNTS RECEIVABLE	232,921
DUE FROM COMMONWEALTH OF VA	10,854,007
DUE FROM FEDERAL GOVERNMENT	79,270
PREPAID ITEM	613,433

TOTAL ASSETS

115,693,450

LIABILITIES:

VOUCHERS PAYABLE	3,068,620
ACCOUNTS PAYABLE	380,712
ACCOUNTS PAYABLE - SCHOOLS	79,827
SALARIES PAYABLE	2,173,373
SALARIES PAYABLE-OPTIONS	51,605,784
FICA PAYABLE-OPTIONS	3,949,447
WIRES PAYABLE	223,674
ACH PAYABLE	988,241
UNEARNED REVENUE-MISC	215,490
TOTAL LIABILITIES	<u>62,685,168</u>

FUND EQUITY:

FUND BALANCE:	
DESIGNATED FOR REVERSION TO	
THE CITY GENERAL FUND	39,027,626
RESERVE FOR ENCUMBRANCES	13,367,223
RESERVE FOR PREPAID ITEMS	613,433
TOTAL FUND EQUITY	<u>53,008,282</u>
TOTAL LIABILITIES AND FUND EQUITY	<u>115,693,450</u>

VIRGINIA BEACH CITY PUBLIC SCHOOLS
STATEMENT OF REVENUES
SCHOOL OPERATING FUND
JULY 1, 2019 THROUGH JUNE 30, 2020 (UNAUDITED)

B 3

	FY 2020 ESTIMATED	MONTH'S REALIZED	YR-TO-DATE REALIZED	UNREALIZED REVENUES	PERCENT REALIZED
REIMB-SOCIAL SECURITY	10,635,633	942,978	10,645,361	9,728	100.1%
REIMB-RETIREMENT	23,414,266	2,075,959	23,435,684	21,418	100.1%
REIMB-LIFE INSURANCE	714,334	63,334	714,987	653	100.1%
BASIC SCHOOL AID	177,592,419	15,393,104	176,893,073	(699,346)	99.6%
SP ED-SOQ	18,731,413	1,660,767	18,748,547	17,134	100.1%
VOCATIONAL FUNDS-SOQ	1,904,889	168,891	1,906,632	1,743	100.1%
FOSTER HOME CHILDREN-REGULAR	420,617	97,024	194,047	(226,570)	46.1%
FOSTER HOME CHILDREN-SPED		112,924	225,849	225,849	
SUMMER SCHOOLS-REMEDIAL	270,315	13,974	210,448	(59,867)	77.9%
GIFTED & TALENTED AID-SOQ	1,984,260	175,929	1,986,075	1,815	100.1%
REMEDIAL ED-SOQ	4,603,483	408,155	4,607,694	4,211	100.1%
SP ED-HOME BOUND	116,073	26,009	117,042	969	100.8%
SP ED-REGIONAL PROG PAYMENT	9,228,646	10,185,744	10,185,744	957,098	110.4%
VOCATIONAL ED-ADULT ED		22,198	22,198	22,198	
VOCATIONAL ED-OCCUPATIONAL/TECH ED	319,681	218,032	218,032	(101,649)	68.2%
ENGLISH AS A SECOND LANG PAYMENTS	1,017,426	132,853	1,089,527	72,101	107.1%
AT-RISK INITIATIVE	3,786,117	(8,882)	3,789,305	3,188	100.1%
CLASS SIZE INITIATIVE	5,029,898	921,289	5,067,089	37,191	100.7%
SALARY SUPPLEMENT	10,592,101	875,564	10,506,769	(85,332)	99.2%
SUPPLEMENTAL LOTTERY PER PUPIL ALLOCATION	14,463,966	2,652,050	14,538,465	74,499	100.5%
TOTAL FROM COMMONWEALTH OF VIRGINIA	<u>284,825,537</u>	<u>36,137,896</u>	<u>285,102,568</u>	<u>277,031</u>	100.1%
STATE SHARE SALES TAX	<u>78,981,847</u>	<u>12,373,413</u>	<u>79,610,836</u>	<u>628,989</u>	100.8%
TOTAL FROM STATE SHARE SALES TAX	<u>78,981,847</u>	<u>12,373,413</u>	<u>79,610,836</u>	<u>628,989</u>	100.8%
PUBLIC LAW 874	8,935,191		8,683,860	(251,331)	97.2%
DEPT OF THE NAVY-NJROTC	100,000	79,269	319,312	219,312	319.3%
OTHER FEDERAL FUNDS			220	220	
DEPARTMENT OF DEFENSE	1,500,000		2,018,064	518,064	134.5%
IMPACT AID-SPED			1,014,140	1,014,140	
DEPARTMENT OF DEFENSE-SPECIAL ED			2,008,898	2,008,898	
MEDICAID REIMBURSEMENT	1,664,809	1,220,244	2,323,091	658,282	139.5%
MEDICAID REIMBURSEMENT-TRANSPORTATION		183,659	304,006	304,006	
TOTAL FROM FEDERAL GOVERNMENT	<u>12,200,000</u>	<u>1,483,172</u>	<u>16,671,591</u>	<u>4,471,591</u>	136.7%

VIRGINIA BEACH CITY PUBLIC SCHOOLS
STATEMENT OF REVENUES
SCHOOL OPERATING FUND
JULY 1, 2019 THROUGH JUNE 30, 2020 (UNAUDITED)

B 4

	FY 2020 ESTIMATED	MONTH'S REALIZED	YR-TO-DATE REALIZED	UNREALIZED REVENUES	PERCENT REALIZED
CITY OF VIRGINIA BEACH-LOCAL CONTRIBUTION	458,988,023	30,049,130	458,988,023		100.0%
TRANSFER FROM SCHOOL RESERVE FUND	5,800,000	483,333	5,800,000		100.0%
CITY OF VIRGINIA BEACH-CONSOLIDATED BEN	735,538		735,538		100.0%
TOTAL TRANSFERS	465,523,561	30,532,463	465,523,561		100.0%
SALE OF SCHOOL VEHICLES	15,000	99,831	177,665	162,665	1184.4%
RENT OF FACILITIES	450,000	2,916	116,550	(333,450)	25.9%
SECEP-RENT OF FACILITIES		82,500	165,000	165,000	
SECEP-CHARGES FOR SERVICES			39,143	39,143	
TUITION-REGULAR DAY	100,000	10,580	132,612	32,612	132.6%
TUITION-GEN ADULT ED	142,839	80,452	80,452	(62,387)	56.3%
TUITION-SUMMER SCHOOL	700,000		564,157	(135,843)	80.6%
MISCELLANEOUS ADULT LEARNING CHARGES		1,260	1,260	1,260	
TUITION-VOCATIONAL ADULT ED	169,750	7,326	9,951	(159,799)	5.9%
TUITION-DRIVERS ED	322,125	12,820	100,280	(221,845)	31.1%
COLLEGE NIGHT FEES			12,125	12,125	
TUITION-LPN PROGRAM	25,575	20,301	22,200	(3,375)	86.8%
TUITION-RENAISSANCE ACADEMY	20,811			(20,811)	
PLANETARIUM FEES		(130)	1,127	1,127	
DONATION		112	562	562	
MISCELLANEOUS REVENUE	224,703		130,041	(94,662)	57.9%
STOP ARM ENFORCEMENT PROGRAM	250,000	7,606	634,957	384,957	254.0%
SALE OF SALVAGE MATERIALS	12,000	3,762	664,457	652,457	5537.1%
REIMB-SYSTEM REPAIRS		5,820	65,470	65,470	
INDIRECT COST-GRANTS	600,000	78,076	674,450	74,450	112.4%
TUITION-SECEP REACH		118,653	118,653	118,653	
LOST & STOLEN-TECHNOLOGY		4,791	7,755	7,755	
LOST & DAMAGED-TECHNOLOGY		13,290	42,364	42,364	
LOST & DAMAGED-CALCULATORS		7,956	9,721	9,721	
LOST & DAMAGED-HEARTRATE MONITORS		246	1,437	1,437	
PREMIUM ON BONDS			112,125	112,125	
PREMIUM - PFRB BONDS		162,224	162,224	162,224	
TOTAL FROM OTHER SOURCES	3,032,803	720,392	4,046,738	1,013,935	133.4%
TOTAL SCHOOL OPERATING FUND	844,563,748	81,247,336	850,955,294	6,391,546	100.8%

VIRGINIA BEACH CITY PUBLIC SCHOOLS
SCHOOL ATHLETICS FUND
JULY 1, 2018 THROUGH JUNE 30, 2020 (UNAUDITED)

B 5

ASSETS:		LIABILITIES:	
CASH	67,556	VOUCHERS PAYABLE	16,070
		SALARIES PAYABLE	2,072
		ACH PAYABLE	41,996
		TOTAL LIABILITIES	<u>60,138</u>
		FUND EQUITY:	
		FUND BALANCE:	
		RESERVE FOR ENCUMBRANCES	7,418
		TOTAL FUND EQUITY	<u>7,418</u>
TOTAL ASSETS	<u>67,556</u>	TOTAL LIABILITIES AND FUND EQUITY	<u>67,556</u>

	FY 2020 ESTIMATED	MONTH'S REALIZED	YR-TO-DATE REALIZED	UNREALIZED REVENUES	PERCENT REALIZED	FY 2019 PERCENT REALIZED
REVENUES:						
INTEREST ON BANK DEPOSITS	5,000	3,207	60,757	55,757	1215.1%	912.7%
BASKETBALL	120,000		117,972	(2,028)	98.3%	88.5%
FOOTBALL	250,000		230,129	(19,871)	92.1%	67.9%
GYMNASTICS	4,000		6,009	2,009	150.2%	133.7%
WRESTLING	13,000		14,254	1,254	109.6%	104.9%
SOCCER	42,000			(42,000)		142.5%
MIDDLE SCHOOL	65,000	8,086	82,325	17,325	126.7%	146.6%
TRANSFER FROM SCHOOL OPERATING	5,161,618	(916,677)	3,806,597	(1,355,021)	73.7%	90.7%
OTHER INCOME	5,000		23,076	18,076	461.5%	706.0%
TOTAL REVENUES	<u>5,665,618</u>	<u>(905,384)</u>	<u>4,341,119</u>	<u>(1,324,499)</u>	76.6%	92.1%
PYFB-ENCUMBRANCES	<u>123,790</u>					
TOTAL REVENUES AND PYFB	<u>5,789,408</u>					

	FY 2020 APPROPRIATIONS	MONTH'S EXPENDITURES	YR-TO-DATE EXPENDITURES	OUTSTANDING ENCUMBRANCES	REMAINING BALANCE	PERCENT OBLIGATED	FY 2019 PERCENT OBLIGATED
EXPENDITURES:							
PERSONNEL SERVICES	2,554,767	40,221	2,365,741		189,026	92.6%	93.0%
FICA BENEFITS	195,437	3,077	180,999		14,438	92.6%	93.0%
PURCHASED SERVICES	1,282,029	1,113	898,226		383,803	70.1%	96.3%
VA HIGH SCHOOL LEAGUE DUES	51,250	(155)	20,754		30,496	40.5%	41.1%
ATHLETIC INSURANCE	190,000		179,748		10,252	94.6%	109.0%
OTHER CHARGES			933		(933)		
MATERIALS AND SUPPLIES	1,219,092	90,538	691,485	7,418	520,189	57.3%	110.9%
CAPITAL OUTLAY	290,156		112,705		177,451	38.8%	81.5%
LAND, STRUCTURES AND IMPROVEMENTS	6,677	1,647	6,900		(223)	103.3%	103.1%
TOTAL	<u>5,789,408</u>	<u>136,441</u>	<u>4,457,491</u>	<u>7,418</u>	<u>1,324,499</u>	77.1%	96.4%

INCREASE (DECREASE) IN FUND BALANCE (116,372)

BUDGETED INCREASE (DECREASE)
IN FUND BALANCE (123,790)

VIRGINIA BEACH CITY PUBLIC SCHOOLS
SCHOOL CAFETERIAS FUND
JULY 1, 2019 THROUGH JUNE 30, 2020 (UNAUDITED)

B 6

ASSETS:		LIABILITIES:	
CASH	11,492,968	VOUCHERS PAYABLE	49,169
CASH WITH CAFETERIAS	5,000	SALARIES PAYABLE	124,527
ACCOUNTS RECEIVABLE	5,880	SALARIES PAYABLE-OPTIONS	1,024,388
DUE FROM FEDERAL GOVERNMENT	1,049,025	FICA PAYABLE-OPTIONS	78,363
FOOD INVENTORY	455,396	WIRES PAYABLES	(1,179)
FOOD-USDA INVENTORY	171,401	ACH PAYABLES	735,270
SUPPLIES INVENTORY	161,813	UNEARNED REVENUE	754,978
PREPAID ITEM	806	TOTAL LIABILITIES	<u>2,765,516</u>
		FUND EQUITY:	
		FUND BALANCE:	
		RESERVE FOR INVENTORIES	788,610
		RESERVE FOR PREPAID ITEMS	806
		RESERVE FOR ENCUMBRANCES	1,189,518
		DESIGNATED FOR THE FY21 BUDGET	4,971,333
		UNDESIGNATED	3,626,506
		TOTAL FUND EQUITY	<u>10,576,773</u>
TOTAL ASSETS	<u>13,342,289</u>	TOTAL LIABILITIES AND FUND EQUITY	<u>13,342,289</u>

	FY 2020 ESTIMATED	MONTH'S REALIZED	YR-TO-DATE REALIZED	UNREALIZED REVENUES	PERCENT REALIZED	FY 2019 PERCENT REALIZED
REVENUES:						
INTEREST ON BANK DEPOSITS	75,000	83,161	324,311	249,311	432.4%	463.7%
CHARGES FOR SERVICES	11,217,029	(310,848)	6,890,553	(4,326,476)	61.4%	86.8%
USDA REBATES	600,000	23,301	481,348	(118,652)	80.2%	97.1%
MISCELLANEOUS REVENUE		7,000	31,670	31,670		
TOTAL LOCAL REVENUE	<u>11,892,029</u>	<u>(197,386)</u>	<u>7,727,882</u>	<u>(4,164,147)</u>	65.0%	89.1%
SCHOOL MEAL PAYMENTS	500,000	69,507	666,962	166,962	133.4%	133.1%
SCHOOL BREAKFAST INITIATIVE		23,849	62,205	62,205		
TOTAL REVENUE FROM COMMONWEALTH	<u>500,000</u>	<u>93,356</u>	<u>729,167</u>	<u>229,167</u>	145.8%	146.0%
SCHOOL BREAKFAST PROGRAM			3,442,520	3,442,520		
NATIONAL SCHOOL MEAL PROGRAM	18,241,572		8,501,979	(9,739,593)	46.6%	69.5%
USDA COMMODITIES	1,929,871	1,685,408	1,685,408	(244,463)	87.3%	89.5%
SUMMER FEEDING PROGRAM	150,000	2,031,880	3,795,378	3,645,378	2530.3%	
CHILD AND ADULT CARE FOOD PROGRAM	350,000	391,238	702,355	352,355	200.7%	
OTHER FEDERAL FUNDS			700	700		
TOTAL REVENUE FROM FEDERAL GOV'T	<u>20,671,443</u>	<u>4,108,526</u>	<u>18,128,340</u>	<u>(2,543,103)</u>	87.7%	100.0%
TOTAL REVENUES	33,063,472	4,004,496	26,585,389	(6,478,083)	80.4%	96.6%
PRIOR YEAR FUND BALANCE (PYFB)	2,490,632					
PYFB-ENCUMBRANCES	<u>105,791</u>					
TOTAL REVENUES AND PYFB	<u>35,659,895</u>					

	FY 2020 APPROPRIATIONS	MONTH'S EXPENDITURES	YR-TO-DATE EXPENDITURES	OUTSTANDING ENCUMBRANCES	REMAINING BALANCE	PERCENT OBLIGATED	FY 2019 PERCENT OBLIGATED
EXPENDITURES:							
PERSONNEL SERVICES	12,143,480	1,107,149	10,371,764		1,771,716	85.4%	85.7%
FRINGE BENEFITS	5,331,963	384,113	3,779,170		1,552,793	70.9%	78.4%
PURCHASED SERVICES	443,008	33,195	485,541	444,622	(487,155)	210.0%	75.0%
OTHER CHARGES	44,782	(2,142)	44,218		564	98.7%	59.5%
MATERIALS AND SUPPLIES	16,309,245	2,600,312	13,772,073	119,896	2,417,276	85.2%	93.3%
CAPITAL OUTLAY	<u>1,387,417</u>	<u>548,600</u>	<u>1,170,457</u>	<u>625,000</u>	<u>(408,040)</u>	129.4%	62.0%
TOTAL	<u>35,659,895</u>	<u>4,671,227</u>	<u>29,623,223</u>	<u>1,189,518</u>	<u>4,847,154</u>	86.4%	87.3%

INCREASE (DECREASE) IN FUND BALANCE (3,037,834)

BUDGETED INCREASE (DECREASE)
IN FUND BALANCE (2,596,423)

VIRGINIA BEACH CITY PUBLIC SCHOOLS
SCHOOL TEXTBOOKS FUND
JULY 1, 2019 THROUGH JUNE 30, 2020 (UNAUDITED)

B 7

ASSETS:		LIABILITIES:	
CASH	7,873,370	ACCOUNTS PAYABLE	
		TOTAL LIABILITIES	
		FUND EQUITY:	
		FUND BALANCE:	
		DESIGNATED FOR THE FY21 BUDGET	115,802
		UNDESIGNATED	7,757,568
		TOTAL FUND EQUITY	7,873,370
TOTAL ASSETS	7,873,370	TOTAL LIABILITIES AND FUND EQUITY	7,873,370

	FY 2020 ESTIMATED	MONTH'S REALIZED	YR-TO-DATE REALIZED	UNREALIZED REVENUES	PERCENT REALIZED	FY 2019 PERCENT REALIZED
REVENUES:						
INTEREST ON BANK DEPOSITS	29,483	23,564	144,464	114,981	490.0%	350.8%
PURCHASES			52	52		
LOST AND DAMAGED	27,000	17,092	18,260	(8,740)	67.6%	169.8%
MISCELLANEOUS			1,592	1,592		
TOTAL LOCAL REVENUE	56,483	40,656	164,368	107,885	291.0%	271.3%
DEPT OF EDUCATION	3,995,902	354,286	3,999,558	3,656	100.1%	99.6%
TOTAL REVENUE-COMMONWEALTH	3,995,902	354,286	3,999,558	3,656	100.1%	99.6%
TOTAL REVENUES	4,052,385	394,942	4,163,926	111,541	102.8%	101.9%
PRIOR YEAR FUND BALANCE (PYFB)	722,803					
PYFB-ENCUMBRANCES	2,090					
TOTAL REVENUES AND PYFB	4,777,278					

	FY 2020 APPROPRIATIONS	MONTH'S EXPENDITURES	YR-TO-DATE EXPENDITURES	OUTSTANDING ENCUMBRANCES	REMAINING BALANCE	PERCENT OBLIGATED	FY 2019 PERCENT OBLIGATED
EXPENDITURES:							
PERSONNEL SERVICES	93,977	7,832	97,153		(3,176)	103.4%	107.1%
FRINGE BENEFITS	30,110	3,655	40,264		(10,154)	133.7%	132.0%
MATERIALS AND SUPPLIES	4,653,191		3,182,746		1,470,445	68.4%	86.6%
TOTAL	4,777,278	11,487	3,320,163		1,457,115	69.5%	82.4%

INCREASE (DECREASE) IN FUND BALANCE 843,763

BUDGETED INCREASE (DECREASE)
IN FUND BALANCE (724,893)

VIRGINIA BEACH CITY PUBLIC SCHOOLS
SCHOOL RISK MANAGEMENT FUND
JULY 1, 2019 THROUGH JUNE 30, 2020 (UNAUDITED)

B 8

ASSETS:		LIABILITIES:	
CASH	14,936,354	VOUCHERS PAYABLE	153,507
ACCOUNTS RECEIVABLE	5,298	ACCOUNTS PAYABLE	33,361
PREPAID ITEM	305,632	SALARIES PAYABLE	136
		WIRES PAYABLE	11,417
		ACH PAYABLES	13,671
		EST CLAIMS/JUDGMENTS PAYABLE	7,808,151
		TOTAL LIABILITIES	<u>8,020,243</u>
		FUND EQUITY:	
		RETAINED EARNINGS	<u>7,227,041</u>
		TOTAL FUND EQUITY	<u>7,227,041</u>
TOTAL ASSETS	<u>15,247,284</u>	TOTAL LIABILITIES AND FUND EQUITY	<u>15,247,284</u>

REVENUES:	MONTH'S REALIZED	YR-TO-DATE REALIZED
INTEREST ON BANK DEPOSITS	46,288	382,890
RISK MANAGEMENT CHARGES		6,805,724
INSURANCE PROCEEDS	7,723	52,423
MISCELLANEOUS REVENUE	150	5,982
TOTAL REVENUES	<u>54,161</u>	<u>7,247,019</u>

EXPENSES:	MONTH'S EXPENSES	YR-TO-DATE EXPENSES	OUTSTANDING ENCUMBRANCES
PERSONNEL SERVICES	26,762	324,101	
FRINGE BENEFITS	9,294	105,826	
OTHER PURCHASED SERVICES	197,798	517,715	114,875
FIRE AND PROPERTY INSURANCE		2,041,913	
MOTOR VEHICLE INSURANCE	(204,790)	1,507,641	
WORKER'S COMPENSATION	(415,514)	1,948,857	
SURETY BONDS		200	
GENERAL LIABILITY INSURANCE	59,366	354,662	
MISCELLANEOUS		2,819	
MATERIALS AND SUPPLIES	9,571	39,068	
TOTAL	<u>(317,513)</u>	<u>6,842,802</u>	<u>114,875</u>

INCREASE (DECREASE) IN RETAINED EARNINGS	<u>404,217</u>
--	----------------

VIRGINIA BEACH CITY PUBLIC SCHOOLS
SCHOOL COMMUNICATION TOWERS/TECHNOLOGY FUND
JULY 1, 2019 THROUGH JUNE 30, 2020 (UNAUDITED)

B 9

ASSETS:		LIABILITIES:	
CASH	3,201,516	VOUCHERS PAYABLE	87,648
		DEPOSITS PAYABLE	75,000
		TOTAL LIABILITIES	<u>162,648</u>
		FUND EQUITY:	
		FUND BALANCE:	
		DESIGNATED FOR THE FY21 BUDGET	284,000
		UNDESIGNATED	<u>2,754,868</u>
		TOTAL FUND EQUITY	<u>3,038,868</u>
TOTAL ASSETS	<u>3,201,516</u>	TOTAL LIABILITIES AND FUND EQUITY	<u>3,201,516</u>

	FY 2020 ESTIMATED	MONTH'S REALIZED	YR-TO-DATE REALIZED	UNREALIZED REVENUES	PERCENT REALIZED	FY 2019 PERCENT REALIZED
REVENUES:						
INTEREST ON BANK DEPOSITS	16,000	9,791	69,313	53,313	433.2%	524.0%
RENT-WIRELESS COMMUNICATION	500,000			(500,000)		
TOWER RENT-BAYSIDE HIGH			27,500	27,500		
TOWER RENT-COX HIGH		2,262	147,524	147,524		
TOWER RENT-FIRST COLONIAL HIGH			32,958	32,958		
TOWER RENT-LANDSTOWN HIGH			34,073	34,073		
TOWER RENT-OCEAN LAKES HIGH			113,403	113,403		
TOWER RENT-SALEM HIGH			110,694	110,694		
TOWER RENT-TALLWOOD HIGH			46,738	46,738		
TOWER RENT-TECH CENTER		5,021	100,818	100,818		
TOWER RENT-WOODSTOCK ELEMENTARY		2,593	15,555	15,555		
TOTAL REVENUES	<u>516,000</u>	<u>19,667</u>	<u>698,576</u>	<u>182,576</u>	135.4%	122.1%
PRIOR YEAR FUND BALANCE (PYFB)	284,000					
PYFB-ENCUMBRANCES	<u>1,170</u>					
TOTAL REVENUES AND PYFB	<u>801,170</u>					

	FY 2020 APPROPRIATIONS	MONTH'S EXPENDITURES	YR-TO-DATE EXPENDITURES	OUTSTANDING ENCUMBRANCES	REMAINING BALANCE	PERCENT OBLIGATED	FY 2019 PERCENT OBLIGATED
EXPENDITURES:							
PURCHASED SERVICES			4,008		(4,008)		
MATERIALS AND SUPPLIES	801,170	87,574	374,357		426,813	46.7%	62.2%
TOTAL	<u>801,170</u>	<u>87,574</u>	<u>378,365</u>		<u>422,805</u>	47.2%	62.6%

INCREASE (DECREASE) IN FUND BALANCE 320,211

BUDGETED INCREASE (DECREASE)
IN FUND BALANCE (285,170)

VIRGINIA BEACH CITY PUBLIC SCHOOLS
STATEMENT OF REVENUES
SCHOOL GRANTS FUND
JULY 1, 2019 THROUGH JUNE 30, 2020 (UNAUDITED)

B10

Revenues :

	FY 2020 Estimated	Month's Realized	Yr-To-Date Realized	Unrealized Revenues	Percent Realized
Source:					
Commonwealth of Virginia	15,715,384	1,545,915	9,261,215	(6,454,169)	58.93%
Federal Government	43,770,770	14,298,003	29,881,074	(13,889,696)	68.27%
Other Sources	781,259	178,856	376,845	(404,414)	48.24%
Transfers from School Operating Fund	5,694,762	(2,230,340)	3,342,422	(2,352,340)	58.69%
Total Revenues	65,962,175	13,792,434	42,861,556	(23,100,619)	64.98%

VIRGINIA BEACH CITY PUBLIC SCHOOLS
STATEMENT OF EXPENDITURES AND ENCUMBRANCES
SCHOOL GRANTS FUND
JULY 1, 2019 THROUGH JUNE 30, 2020 (UNAUDITED)

B 11

	<u>FY 2020</u> <u>APPROPRIATIONS</u>	<u>MONTH'S</u> <u>EXPENDITURES</u>	<u>YR-TO-DATE</u> <u>EXPENDITURES</u>	<u>OUTSTANDING</u> <u>ENCUMBRANCES</u>	<u>REMAINING</u> <u>BALANCE</u>	<u>PERCENT</u> <u>OBLIGATED</u>
2 REVOLUTIONS FY20	195,000				195,000	
ADULT BASIC EDUCATION FY19	10,810		10,810			100.0%
ADULT BASIC EDUCATION FY20	314,094	45,590	314,094			100.0%
ADVANCING COMPUTER SCIENCE EDUCATION FY20	148,678				148,678	
ALGEBRA READINESS FY19	505,160	2,172	505,160			100.0%
ALGEBRA READINESS INITIATIVE FY20	1,049,787	52,134	362,603		687,184	34.5%
ASIA SOCIETY CONFUCIUS CLASSROOMS NETWORK FY13	991				991	
ASSESSMENT FOR LEARNING PROJECT FY16	13,042				13,042	
CAREER & TECHNICAL EDUCATION STATE EQUIP FY20	78,673	1,191	78,673			100.0%
CAREER SWITCHER PROGRAM MENTOR REIMBURSE FY19	450	450	450			100.0%
CAREER SWITCHER PROGRAM MENTOR REIMBURSE FY20	16,000	16,000	16,000			100.0%
CARL PERKINS FY19	82,788		82,788			100.0%
CARL PERKINS FY20	938,704	219,486	754,991	182,339	1,374	99.9%
CARL PERKINS RESERVE FUND FY20	13,552	13,552	13,552			100.0%
CHAMPIONS TOGETHER - IDEA FY19	4,000		4,000			100.0%
CHAMPIONS TOGETHER - IDEA FY20	4,000				4,000	
COPS SCHOOL VIOLENCE PREVENTION FY19	515,000	210,057	515,000			100.0%
CTE SPECIAL STATE EQUIPMENT ALLOCATION FY20	61,602	8	61,602			100.0%
DODEA MCASP OPERATION GRIT FY19	83,108	55	83,108			100.0%
DODEA MCASP OPERATION GRIT FY20	263,000	53,907	209,436		53,564	79.6%
DUAL ENROLLMENT TCC FY20	1,012,859	513,189	1,011,850		1,009	99.9%
EARLY CHILDHOOD ED LEADERS COMMUNITIES OF LEARNING FY19	1,000		1,000			100.0%
EARLY READING INTERVENTION FY19	1,061,025	317,502	1,061,025			100.0%
EARLY READING INTERVENTION FY20	2,199,431	(145,191)	740,140		1,459,291	33.7%
GENERAL ADULT EDUCATION (GAE) FY20	30,993		30,993			100.0%
GO OPEN VA FY20	10,000	1,292	1,292		8,708	12.9%
GREEN RUN COLLEGIATE CHARTER SCHOOL SUPPORT FY20	12,500	(335)	2,572		9,928	20.6%
GREEN RUN COLLEGIATE CHARTER SCHOOL SUPPORT FY19	10,868	70	10,868			100.0%
HAMPTON ROADS COMM FOUNDATION (PIANO) FY20	30,000		30,000			100.0%
HAMPTON ROADS WORKFORCE COUNCIL - ALC FY20	141,136	12,463	95,459		45,677	67.6%
HAMPTON ROADS WORKFORCE COUNCIL - STEM (OSY) FY20	141,136	6,206	75,349		65,787	53.4%
HAMPTON ROADS WORKFORCE COUNCIL STEM (ISY) FY20	117,618	6,546	38,750		78,868	32.9%
IDEA CO-TEACHING INITIATIVE THREE OAKS FY20	3,750		3,750			100.0%
INDUSTRY CERTIFICATIONS EXAMINATIONS FY20	95,139		95,139			100.0%
INDUSTRY CERTIFICATIONS EXAMS STEM-H FY20	25,973		25,973			100.0%
ISAEP FY20	67,092	29,515	63,943	3,149		100.0%
JAIL EDUCATION PROGRAM APR 2019-MAR 2020	137,991		121,969		16,022	88.4%
JAIL EDUCATION PROGRAM FY20	184,656	11,756	36,159		148,497	19.6%
JUVENILE DETENTION CENTER APR 2019-MAR 2020	865,763		840,824		24,939	97.1%
JUVENILE DETENTION HOME FY20	619,454	98,759	297,349		322,105	48.0%
MCKINNEY HOMELESS FY19	46,365		46,365			100.0%
MCKINNEY VENTO HOMELESS FY20	73,000	23,245	59,941		13,059	82.1%
MIDDLE SCHOOL TEACHER CORPS FY20	5,000		5,000			100.0%
MYCAA-ALC FY20	1,248	1,248	1,248			100.0%
MYCAA-LPN FY20	2,405	2,405	2,405			100.0%
NATIONAL BOARD TEACHERS STIPENDS FY20	392,500		392,500			100.0%
NETWORK IMPROVEMENT COMMUNITY (NIC)	2,500				2,500	
NEW TEACHER MENTOR FY20	45,713		45,713			100.0%
NJROTC FY20	38,562	38,562	38,562			100.0%
NMSI FY20	118,579	112,189	118,485		94	99.9%
NNSY SUMMER 2019 STEM CAMP	7,990		7,990			100.0%
ODU RESERARCH FOUNDATION CYBERSECURITY INTERNSHIP FY19	1,500		1,500			100.0%

VIRGINIA BEACH CITY PUBLIC SCHOOLS
STATEMENT OF EXPENDITURES AND ENCUMBRANCES
SCHOOL GRANTS FUND
JULY 1, 2019 THROUGH JUNE 30, 2020 (UNAUDITED)

B 12

	FY 2020 <u>APPROPRIATIONS</u>	MONTH'S <u>EXPENDITURES</u>	YR-TO-DATE <u>EXPENDITURES</u>	<u>OUTSTANDING ENCUMBRANCES</u>	<u>REMAINING BALANCE</u>	<u>PERCENT OBLIGATED</u>
POSITIVE BEHAVIOR INTERVENTIONS AND SUPPORTS FY19	13,979		13,979			100.0%
PRESCHOOL INCENTIVE - IDEA FY20	513,052	39,318	247,235		265,817	48.2%
PRESCHOOL INCENTIVE- IDEA FY19	196,947		196,947			100.0%
PROJECT GRADUATION FY18	5,161	4,931	5,161			100.0%
PROJECT GRADUATION FY19	37,500	(17,007)			37,500	
PROJECT GRADUATION FY20	37,500				37,500	
PROJECT HOPE - CITY WIDE SCA FY14	2,454				2,454	
RACE TO GED FY20	66,168		66,168			100.0%
RESERVE FOR CONTINGENCY	4,048,933				4,048,933	
SCHOOL SECURITY EQUIPMENT GRANT FY19	1,739	1,739	1,739			100.0%
SCHOOL SECURITY EQUIPMENT GRANT FY20	168,733	79,505	168,733			100.0%
SCHOOL SECURITY OFFICER GRANT PROGRAM FY19	525		525			100.0%
START ON SUCCESS (SOS) FY20	12,500	(34)	2,063		10,437	16.5%
STARTALK FY19	70,578	(99)	67,555		3,023	95.7%
STARTALK FY20	89,807				89,807	
STEM COMPETITION TEAM INITIATIVE FY20	10,000		1,239		8,761	12.4%
STEM TEACHER RECRUITMENT & RETENTION INC FY20	7,000	7,000	7,000			100.0%
TECHNOLOGY INITIATIVE FY18	707,058	(883)	704,877	1,093	1,088	99.8%
TECHNOLOGY INITIATIVE FY19	2,618,400		271,405	1,807,559	539,436	79.4%
TECHNOLOGY INITIATIVE FY20	2,618,400				2,618,400	
TITLE I PART A FY18	3,645		3,645			100.0%
TITLE I PART A FY19	2,570,199	450,167	2,136,545	10,347	423,307	83.5%
TITLE I PART A FY20	11,918,402	1,034,298	8,650,652	45,083	3,222,667	73.0%
TITLE I PART D SUBPART 1 FY19	27,539		27,539			100.0%
TITLE I PART D SUBPART 1 FY20	20,000	2,105	5,277		14,723	26.4%
TITLE I PART D SUBPART 2 FY18	88,010		88,010			100.0%
TITLE I PART D SUBPART 2 FY19	236,661	13,808	142,145	2,958	91,558	61.3%
TITLE I PART D SUBPART 2 FY20	168,161				168,161	
TITLE II PART A FY18	12,096		12,096			100.0%
TITLE II PART A FY19	157,055	7,513	144,683		12,372	92.1%
TITLE II PART A FY20	1,613,719	136,443	1,225,642		388,077	76.0%
TITLE III PART A LANGUAGE ACQ. FY19	77,888		77,888			100.0%
TITLE III PART A LANGUAGE ACQUISITION FY20	142,341	10,191	48,517		93,824	34.1%
TITLE IV PART A FY18	29,590		29,590			100.0%
TITLE IV PART A FY20	905,129	(88,074)	14,641		890,488	1.6%
TITLE IV PART B 21ST CCLC LYNNHAVEN ES FY19	12,240	3,965	9,636		2,604	78.7%
TITLE IV PELL FY20	55,303	49,207	55,303			100.0%
TITLE IV, PART A FY19	710,171	217,115	588,992	74,080	47,099	93.4%
TITLE VI-B FY19	3,277,188		3,277,188			100.0%
TITLE VI-B FY20	14,768,570	1,370,122	10,774,381		3,994,189	73.0%
VA INITIATIVE AT RISK FOUR YEAR OLD FY19	593,958		593,958			100.0%
VA INITIATIVE AT RISK FOUR YEAR OLD FY20	4,826,738	475,433	4,218,213		608,525	87.4%
VBEF SCHOOL+COMMUNITY SUPER GRANT FY20	18,803	26	18,803			100.0%
VPI+ FY20	569,340	50,845	536,097		33,243	94.2%
VPI+ PRESCHOOL EXPANSION GRANT FY19	78,553		78,553			100.0%
VTSS FY20	36,223	514	16,522		19,701	45.6%
WORKPLACE READINESS FY20	16,034		16,034			100.0%
TOTAL SCHOOL GRANTS FUND	<u>65,962,175</u>	<u>5,492,171</u>	<u>42,861,556</u>	<u>2,126,608</u>	<u>20,974,011</u>	<u>68.2%</u>

VIRGINIA BEACH CITY PUBLIC SCHOOLS
SCHOOL BOARD/CITY HEALTH INSURANCE FUND
JULY 1, 2019 THROUGH JUNE 30, 2020 (UNAUDITED)

B 13

ASSETS:		LIABILITIES:	
CASH	87,917,507	VOUCHERS PAYABLE	246,770
ACCOUNTS RECEIVABLE	2,403,656	ACCOUNTS PAYABLE	1,144,900
		SALARIES PAYABLE	140
		WIRES PAYABLE	2,680,656
		UNEARNED REVENUE	8,182,320
		EST CLAIMS-JUDGMENTS PAYABLE	8,255,000
		TOTAL LIABILITIES	<u>20,509,786</u>
		FUND EQUITY:	
		RETAINED EARNINGS	<u>69,811,377</u>
		TOTAL FUND EQUITY	<u>69,811,377</u>
TOTAL ASSETS	<u>90,321,163</u>	TOTAL LIABILITIES AND FUND EQUITY	<u>90,321,163</u>

	MONTH'S REALIZED	YEAR-TO-DATE REALIZED	
REVENUES:			
INTEREST ON BANK DEPOSITS	263,587	1,462,096	
EMPLOYEE PREMIUMS-CITY	1,122,896	14,126,812	
EMPLOYER PREMIUMS-CITY	3,898,269	49,851,105	
EMPLOYEE PREMIUMS-SCHOOLS	1,533,669	18,205,865	
EMPLOYER PREMIUMS-SCHOOLS	5,845,129	69,429,351	
COBRA ADMINISTRATIVE FEE-CITY	465	4,547	
COBRA ADMINISTRATIVE FEE-SCHOOLS	397	5,284	
TOTAL REVENUES	<u>12,664,412</u>	<u>153,085,060</u>	
	MONTH'S EXPENSES	YEAR-TO-DATE EXPENSES	OUTSTANDING ENCUMBRANCES
EXPENSES:			
SALARIES AND BENEFITS	53,311	588,665	
HEALTH CLAIMS AND OTHER EXPENSES-CITY	3,777,285	53,116,801	
HEALTH CLAIMS AND OTHER EXPENSES-SCHOOLS	6,660,494	75,453,046	
TOTAL EXPENSES	<u>10,491,090</u>	<u>129,158,512</u>	
INCREASE (DECREASE) IN RETAINED EARNINGS		<u>23,926,548</u>	

B 14

ASSETS:		LIABILITIES:					
CASH	61,772	TOTAL LIABILITIES					
		FUND EQUITY:					
		FUND BALANCE:					
		DESIGNATED FOR THE FY21 BUDGET		6,000			
		UNDESIGNATED		55,772			
		TOTAL FUND EQUITY		61,772			
TOTAL ASSETS	61,772	TOTAL LIABILITIES AND FUND EQUITY		61,772			
	FY 2020	MONTH'S	YR-TO-DATE	UNREALIZED	PERCENT	FY 2019	
REVENUES:	ESTIMATED	REALIZED	REALIZED	REVENUES	REALIZED	PERCENT	
INTEREST ON BANK DEPOSITS		184	783	783			
VENDING OPERATIONS RECEIPTS	144,000	3,046	129,380	(14,620)	89.8%	115.0%	
TOTAL REVENUES	144,000	3,230	130,163	(13,837)	90.4%	115.2%	
PRIOR YEAR FUND BALANCE (PYFB)	6,000						
TOTAL REVENUES AND PYFB	150,000						
	FY 2020	MONTH'S	YR-TO-DATE	OUTSTANDING	REMAINING	PERCENT	FY 2019
EXPENDITURES:	APPROPRIATIONS	EXPENDITURES	EXPENDITURES	ENCUMBRANCES	BALANCE	OBLIGATED	PERCENT
SCHOOL ALLOCATIONS	144,280		149,800		(5,520)	103.8%	103.3%
MATERIALS AND SUPPLIES	5,520				5,520		7.4%
PURCHASED SERVICES	200				200		
TOTAL	150,000		149,800		200	99.9%	99.7%
INCREASE (DECREASE) IN FUND BALANCE							
			(19,637)				
BUDGETED INCREASE (DECREASE)							
IN FUND BALANCE	(6,000)						

VIRGINIA BEACH CITY PUBLIC SCHOOLS
SCHOOL INSTRUCTIONAL TECHNOLOGY FUND
JULY 1, 2019 THROUGH JUNE 30, 2020 (UNAUDITED)

B 15

ASSETS:		LIABILITIES:	
CASH	1,121,687	TOTAL LIABILITIES	
		FUND EQUITY:	
		FUND BALANCE:	
		DESIGNATED FOR THE FY21 BUDGET	698,000
		UNDESIGNATED	423,687
		TOTAL FUND EQUITY	1,121,687
TOTAL ASSETS	<u>1,121,687</u>	TOTAL LIABILITIES AND FUND EQUITY	<u>1,121,687</u>

	FY 2020	MONTH'S	YR-TO-DATE	UNREALIZED
REVENUES:	ESTIMATED	REALIZED	REALIZED	REVENUES
INTEREST ON BANK DEPOSITS		61,081	408,287	408,287
TOTAL REVENUES		<u>61,081</u>	<u>408,287</u>	<u>408,287</u>
PRIOR YEAR FUND BALANCE (PYFB)	200,000			
TOTAL REVENUES AND PYFB	<u>200,000</u>			

	FY 2020	MONTH'S	YR-TO-DATE	OUTSTANDING	REMAINING
EXPENDITURES:	APPROPRIATIONS	EXPENDITURES	EXPENDITURES	ENCUMBRANCES	BALANCE
MATERIALS AND SUPPLIES	200,000				200,000
TOTAL	<u>200,000</u>	<u></u>	<u></u>	<u></u>	<u>200,000</u>

INCREASE (DECREASE) IN FUND BALANCE 408,287

BUDGETED INCREASE (DECREASE)
IN FUND BALANCE (200,000)

VIRGINIA BEACH CITY PUBLIC SCHOOLS
SCHOOL EQUIPMENT REPLACEMENT FUND
JULY 1, 2019 THROUGH JUNE 30, 2020 (UNAUDITED)

B 16

ASSETS:		LIABILITIES:	
CASH	1,144,582	TOTAL LIABILITIES	
		FUND EQUITY:	
		FUND BALANCE:	
		DESIGNATED FOR THE FY21 BUDGET	1,051,000
		UNDESIGNATED	93,582
		TOTAL FUND EQUITY	1,144,582
TOTAL ASSETS	<u>1,144,582</u>	TOTAL LIABILITIES AND FUND EQUITY	<u>1,144,582</u>

REVENUES:	FY 2020 ESTIMATED	MONTH'S REALIZED	YR-TO-DATE REALIZED	UNREALIZED REVENUES
INTEREST ON BANK DEPOSITS		3,506	25,186	25,186
TOTAL REVENUES		<u>3,506</u>	<u>25,186</u>	<u>25,186</u>
PRIOR YEAR FUND BALANCE (PYFB)	80,000			
TOTAL REVENUES AND PYFB	<u>80,000</u>			

EXPENDITURES:	FY 2020 APPROPRIATIONS	MONTH'S EXPENDITURES	YR-TO-DATE EXPENDITURES	OUTSTANDING ENCUMBRANCES	REMAINING BALANCE
CAPITAL OUTLAY	80,000				80,000
TOTAL	<u>80,000</u>				<u>80,000</u>

INCREASE (DECREASE) IN FUND BALANCE 25,186

BUDGETED INCREASE (DECREASE)
IN FUND BALANCE (80,000)

VIRGINIA BEACH CITY PUBLIC SCHOOLS
STATEMENT OF EXPENDITURES AND ENCUMBRANCES
CAPITAL PROJECTS
JULY 1, 2019 THROUGH JUNE 30, 2020 (UNAUDITED)

B 17

	FY 2020 APPROPRIATIONS	MONTH'S EXPENDITURES	YEAR-TO-DATE EXPENDITURES	PROJECT-TO-DATE EXPENDITURES	OUTSTANDING ENCUMBRANCES	REMAINING BALANCE	PERCENT OBLIGATED
1003 RENOV/REPLACMT-ENERGY MGMT II	12,775,000	97,645	1,185,518	6,822,520	36,069	5,916,411	53.69%
1004 TENNIS COURT RENOVATIONS II	1,200,000	61,588	255,245	992,205	4,462	203,333	83.06%
1024 LYNNHAVEN MIDDLE SCHOOL EXPANSION	4,000,000					4,000,000	
1025 KEMPSVILLE HS ENTREPRENEURIAL ACADEMY	950,000		1,232	950,000			100.00%
1035 JOHN B DEY ES MODERNIZATION	27,289,241	185,411	5,195,845	26,790,409	487,962	10,870	99.96%
1043 THOROUGHGOOD ES REPLACEMENT	32,470,000	636,775	16,301,387	30,691,372	1,517,437	261,191	99.20%
1056 PRINCESS ANNE MS REPLACEMENT	77,873,759	4,637,375	25,997,558	55,297,484	16,852,619	5,723,656	92.65%
1078 SCHOOL BUS FACILITY RENOVATION/EXPANSION	21,821,574			21,821,574			100.00%
1095 COMPREHENSIVE LONG RANGE FACILITIES PLANNING UPDATE	300,000			284,602		15,398	94.87%
1099 RENOV & REPLACE-GROUNDS PHASE II	11,675,000	4,936	10,830	11,672,601		2,399	99.98%
1102 21ST CENTURY LEARNING ENVIRONMENT IMPROVEMENTS	2,100,000		84,851	2,100,000			100.00%
1103 RENOV & REPLACE-HVAC SYSTEMS PHASE II	45,367,724		23,266	45,365,842	1,473	409	100.00%
1104 RENOV & REPLACE-REROOFING PHASE II	35,025,639	749,694	3,219,971	34,784,422	241,217		100.00%
1105 RENOV & REPLACE-VARIOUS PHASE II	15,033,273	19,744	32,858	15,021,915	8,861	2,497	99.98%
1107 PRINCESS ANNE HS REPLACEMENT	4,218,000					4,218,000	
1110 ENERGY PERFORMANCE CONTRACTS PHASE II	20,000,000	2,641,842	3,226,953	14,429,928	3,557,550	2,012,522	89.94%
1178 RENOV & REPLACE-GROUND PH III	2,729,510	34,449	223,637	1,382,532	1,341,908	5,070	99.81%
1179 RENOV & REPLACE-HVAC PH III	13,121,541	4,019,126	7,504,153	10,852,752	2,154,892	113,897	99.13%
1180 RENOV & REPLACE-REROOFING PH III	6,900,000	1,138,456	1,523,996	1,737,408	3,473,931	1,688,661	75.53%
1182 RENOV & REPLACE - VARIOUS PH III	4,125,000	96,963	742,718	2,558,292	556,336	1,010,372	75.51%
1184 PLAZA ANNEX/LASKIN ROAD ADDITION	13,500,000	2,167,900	5,533,511	6,180,743	6,303,005	1,016,252	92.47%
1185 ELEMENTARY PLAYGROUND EQUIPMENT REP	834,737	122,815	663,698	663,698	125,713	45,326	94.57%
1195 STUDENT DATA MANAGEMENT SYSTEM	12,187,001	194,838	216,455	12,049,173	5,676	132,152	98.92%
1233 KEMPS LANDING/ODC REPLACEMENT	63,615,000		9,288	63,514,562		100,438	99.84%
1237 SCHOOL HR/PAYROLL	9,196,000			8,867,573		328,427	96.43%
UNALLOCATED CIP SALARIES/BENEFITS		(313,082)					
TOTAL CAPITAL PROJECTS	438,307,999	16,496,475	71,952,970	374,831,607	36,669,111	26,807,281	93.88%

VIRGINIA BEACH CITY PUBLIC SCHOOLS
GREEN RUN COLLEGIATE CHARTER SCHOOL
JULY 1, 2019 THROUGH JUNE 30, 2020 (UNAUDITED)

B18

ASSETS:		LIABILITIES:	
CASH	278,527	SALARIES PAYABLE	2,296
PREPAID ITEM	700	SALARIES PAYABLE-OPTIONS	255,792
		FICA PAYABLE-OPTIONS	19,568
		ACH PAYABLES	871
		TOTAL LIABILITIES	<u>278,527</u>
		FUND EQUITY:	
		FUND BALANCE:	
		RESERVE FOR PREPAID ITEMS	<u>700</u>
		TOTAL FUND EQUITY	<u>700</u>
TOTAL ASSETS	<u>279,227</u>	TOTAL LIABILITIES AND FUND EQUITY	<u>279,227</u>

	FY 2020 ESTIMATED	MONTH'S REALIZED	YR-TO-DATE REALIZED	UNREALIZED REVENUES	PERCENT REALIZED	FY 2019 PERCENT REALIZED
REVENUES:						
TRANSFER FROM SCHOOL OPERATING	<u>3,913,938</u>	<u>(463,303)</u>	<u>3,450,635</u>	<u>(463,303)</u>	88.2%	88.4%
TOTAL REVENUES	<u>3,913,938</u>	<u>(463,303)</u>	<u>3,450,635</u>	<u>(463,303)</u>	88.2%	88.4%
PYFB-ENCUMBRANCES	<u>8,785</u>					
TOTAL REVENUES AND PYFB	<u>3,922,723</u>					

	FY 2020 APPROPRIATIONS	MONTH'S EXPENDITURES	YR-TO-DATE EXPENDITURES	OUTSTANDING ENCUMBRANCES	REMAINING BALANCE	PERCENT OBLIGATED	FY 2019 PERCENT OBLIGATED
EXPENDITURES:							
PERSONNEL SERVICES	<u>2,413,704</u>	<u>224,619</u>	<u>2,277,466</u>		136,238	94.4%	92.1%
FRINGE BENEFITS	<u>802,056</u>	<u>77,815</u>	<u>798,964</u>		3,092	99.6%	97.7%
PURCHASED SERVICES	<u>409,218</u>	<u>(20,762)</u>	<u>240,342</u>		168,876	58.7%	69.3%
OTHER CHARGES	<u>93,339</u>		<u>62,456</u>		30,883	66.9%	71.6%
MATERIALS AND SUPPLIES	<u>204,406</u>	<u>1,449</u>	<u>90,034</u>		114,372	44.0%	58.0%
TOTAL	<u>3,922,723</u>	<u>283,121</u>	<u>3,469,262</u>		<u>453,461</u>	88.4%	88.3%

INCREASE (DECREASE) IN FUND BALANCE (18,627)

BUDGETED INCREASE (DECREASE)
IN FUND BALANCE (8,785)



VIRGINIA BEACH CITY PUBLIC SCHOOLS
CHARTING THE COURSE

INTERIM FINANCIAL STATEMENTS
FISCAL YEAR 2020-2021
JULY 2020

The financial statements include the following:

Please Note: The “A” Schedules, balance sheets (including **B2**), Grants Fund, Health Insurance Fund, and Capital Projects will be included in the Interim Financial Statements for the month of September 2020.

	<u>Page</u>
School Operating Fund:	
Revenues and Expenditures/Encumbrances Summary	B1
Revenues by Account	B3
Special Revenue and Proprietary Funds:	
Athletics	B5
Cafeterias	B6
Textbooks	B7
Risk Management	B8
Communication Towers/Technology	B9
Vending Operations	B14
Instructional Technology	B15
Equipment Replacement	B16
Green Run Collegiate Charter School	B18

The financial statements are reported on a cash basis; however, the financial statements include encumbrances (e.g., purchase orders, construction contracts) and reflect the option-payroll (e.g., 10-month employees starting in September electing to be paid over 12-months (i.e., includes the appropriate amount of the July and August salary payments due)) on a monthly basis (September through June). This salary accrual is reflected in each appropriate salary line item within each budget unit and fund for reporting and budgetary control purposes.

The financial statements do include FY2020 encumbrances, as these encumbrances were brought forward early due to a new city financial software implementation.

School Operating Fund

The School Operating Fund makes up the general operating fund of the School Board. The general fund is used to account for all of the financial resources (except those accounted for in the below funds) that support the Instruction; Administration, Attendance and Health; Pupil Transportation; Operations and Maintenance; and Technology categories.

School Operating Fund Revenues (pages B1, B3-B4)

Revenues realized this month totaled **\$59.5 million**. Of the amount realized for the month, **\$37.1 million** was realized from the City and **\$22.2 million** was received from the Commonwealth of Virginia for Basic School Aid, Standards of Quality (SOQ) entitlements, and other State revenue.

School Operating Fund Expenditures (page B1)

The percent of the total current fiscal year budget expended and encumbered through this month was **8.50%**. Please note that **\$13,367,223** of the current year budget is funded by the prior year fund balance for encumbrances.

Athletics Fund (page B5)

The Athletics Fund accounts for the revenues and expenditures associated with the middle and high school athletic programs. The fund has realized **\$4,974,274** (from the School Operating Fund) this month or **90.8%** of the estimated revenue for the current fiscal year. This fund has incurred expenditures and encumbrances of **6.3%** of the current fiscal year budget. Please note that **\$7,418** of the current year budget is funded by the prior year fund balance for encumbrances.

Cafeterias Fund (page B6)

The Cafeterias Fund accounts for the revenues and expenditures associated with the school cafeteria operations of the School Division. The fund realized **\$3,980** (interest and charges for services) this month or **0.1%** of the estimated revenue for the current fiscal year. This fund has incurred expenditures and encumbrances of **5.0%** of the current fiscal year budget. Please note that **\$6,160,851** of the current year budget is funded by the prior year fund balance (**\$4,971,333**) and prior year fund balance for encumbrances (**\$1,189,518**).

Textbooks Fund (page B7)

The Textbooks Fund accounts for the financing and acquisitions of textbooks used in the School Division. The fund realized **\$351,214** (includes **\$352,803** from the Department of Education) this month or **8.2%** of the estimated revenue for the current fiscal year. This fund has incurred expenditures and encumbrances of **48.7%** of the budget for the current fiscal year. Please note that **\$115,802** of the current year budget is funded by the prior year fund balance.

Risk Management Fund (page B8)

The Risk Management Fund accounts for and provides insurance and the administration thereof for the School Division. The fund realized **\$6,805,724** in revenue (from the School Operating Fund) this month. Expenses for this month totaled **\$1,522,492** (includes **\$419,640** in Worker's Compensation payments, **\$320,344** in Fire and Property Insurance premiums, **\$582,335** in Motor Vehicle Insurance premiums, and **\$155,539** in General Liability Insurance premiums).

Communication Towers/Technology Fund (page B9)

The Communication Towers/Technology Fund accounts for the rent receipts relating to the communication towers constructed on School Board property. The fund realized **\$120,412** in revenue (includes **\$54,528** in tower rent-Cox High, **\$32,920** in tower rent-First Colonial High, **\$24,026** in tower rent-Ocean Lakes High, and **\$5,022** in tower rent-Tech Center) this month or **23.3%** of the estimated revenue for the current fiscal year. Please note that **\$284,000** of the current year budget is funded by the prior year fund balance.

Vending Operations Fund (page B14)

The Vending Operations Fund accounts for the receipts and expenditures relating to the soft drink vending operations in the School Division. The fund realized **\$2,689** in revenue (interest) this month or **1.8%** of the estimated revenue for the current fiscal year. Please note that **\$6,000** of the current year budget is funded by the prior year fund balance.

Instructional Technology Fund (page B15)

The Instructional Technology Fund accounts for the financing and acquisitions of instructional technology to assist in the integration of Technology into the K-12 curriculum. The fund realized **\$46,816** in revenue (interest) this month. Please note that **\$698,000** of the current year budget is funded by the prior year fund balance.

Equipment Replacement Fund (page B16)

The Equipment Replacement Fund accounts for the financial resources provided for an equipment replacement cycle for selected capital equipment for schools and central offices. The fund realized **\$25,948** in revenue (interest) this month. Please note that **\$1,051,000** of the current year budget is funded by the prior year fund balance.

Green Run Collegiate Charter School Fund (page B18)

The Green Run Collegiate Charter School Fund accounts for the revenues and expenditures of this public charter school. The School Board is acting in the capacity of a third-party administrator/fiscal agent for all of the public charter school's financial transactions in compliance with School Board Policies and Regulations. The fund realized **\$4,076,486** in revenue this month (from General Fund) or **100.0%** of the estimated revenue for the current fiscal year. This fund has incurred expenditures and encumbrances of **1.3%** of the current year fiscal year budget.

Virginia Beach City Public Schools
Interim Financial Statements
School Operating Fund Summary
For the period July 1, 2020 through July 31, 2020

B1

Revenues :

	Budget	% of Total	Actual	Unrealized	Percent Realized
Source:					
Commonwealth of Virginia	297,791,599	35.48%	22,179,780	(275,611,819)	7.45%
State Share Sales Tax	79,209,739	9.44%	0	(79,209,739)	0.00%
Federal Government	13,500,000	1.61%	0	(13,500,000)	0.00%
City of Virginia Beach	445,646,169	53.10%	37,063,386	(408,582,783)	8.32%
Other Sources	3,082,803	0.37%	222,587	(2,860,216)	7.22%
Total Revenues	839,230,310	100.0%	59,465,753	(779,764,557)	7.09%
Prior Year Local Contribution*	13,367,223				
	<u>852,597,533</u>				

Expenditures/Encumbrances:

	Budget	% of Total	Actual	Unencumbered	Percent Obligated
Category:					
Instruction	585,526,898	68.67%	22,791,812	562,735,086	3.89%
Administration, Attendance and Health	37,906,193	4.44%	2,379,412	35,526,781	6.28%
Pupil Transportation	44,128,394	5.18%	7,748,901	36,379,493	17.56%
Operations and Maintenance	98,637,021	11.57%	15,853,192	82,783,829	16.07%
Technology	38,768,699	4.55%	7,713,524	31,055,175	19.90%
Debt Service	47,630,328	5.59%	15,955,222	31,675,106	33.50%
Total Expenditures/Encumbrances	852,597,533	100.00%	72,442,063	780,155,470	8.50%

*Fiscal year 2019-2020 encumbrances brought
forward into the current year

VIRGINIA BEACH CITY PUBLIC SCHOOLS
SCHOOL ATHLETICS FUND
JULY 1, 2020 THROUGH JULY 31, 2020

B 5

	FY 2021 ESTIMATED	MONTH'S REALIZED	YR-TO-DATE REALIZED	UNREALIZED REVENUES	PERCENT REALIZED
REVENUES:					
INTEREST ON BANK DEPOSITS	5,000			(5,000)	
BASKETBALL	120,000			(120,000)	
FOOTBALL	250,000			(250,000)	
GYMNASTICS	4,000			(4,000)	
WRESTLING	13,000			(13,000)	
SOCCER	42,000			(42,000)	
MIDDLE SCHOOL	65,000			(65,000)	
TRANSFER FROM SCHOOL OPERATING	4,974,274	4,974,274	4,974,274		100.0%
OTHER INCOME	5,000			(5,000)	
TOTAL REVENUES	5,478,274	4,974,274	4,974,274	(504,000)	90.8%
PYFB-ENCUMBRANCES	7,418				
TOTAL REVENUES AND PYFB	5,485,692				

	FY 2021 <u>APPROPRIATIONS</u>	MONTH'S <u>EXPENDITURES</u>	YR-TO-DATE <u>EXPENDITURES</u>	OUTSTANDING <u>ENCUMBRANCES</u>	REMAINING <u>BALANCE</u>	PERCENT <u>OBLIGATED</u>
EXPENDITURES:						
PERSONNEL SERVICES	2,805,767				2,805,767	0.1%
FICA BENEFITS	195,437				195,437	0.1%
PURCHASED SERVICES	1,282,029	3,840	3,840		1,278,189	0.3%
VA HIGH SCHOOL LEAGUE DUES	51,250	16,365	16,365		34,885	31.9%
ATHLETIC INSURANCE	190,000	178,534	178,534		11,466	94.0%
MATERIALS AND SUPPLIES	772,218	17,341	17,341	64,877	690,000	10.6%
CAPITAL OUTLAY	188,991			65,147	123,844	34.5%
TOTAL	<u>5,485,692</u>	<u>216,080</u>	<u>216,080</u>	<u>130,025</u>	<u>5,139,588</u>	6.3%

VIRGINIA BEACH CITY PUBLIC SCHOOLS
SCHOOL CAFETERIAS FUND
JULY 1, 2020 THROUGH JULY 31, 2020

B 6

	FY 2021 ESTIMATED	MONTH'S REALIZED	YR-TO-DATE REALIZED	UNREALIZED REVENUES	PERCENT REALIZED
REVENUES:					
INTEREST ON BANK DEPOSITS	200,000	3,777	3,777	(196,223)	1.9%
SERVICE CHARGES	11,183,378	204	204	(11,183,174)	0.1%
USDA REBATES FROM VENDORS	650,000			(650,000)	
TOTAL LOCAL REVENUE	12,033,378	3,980	3,980	(12,029,398)	0.1%
SCHOOL BREAKFAST INITIATIVE	55,000			(55,000)	
SCHOOL LUNCH	550,000			(550,000)	
TOTAL REVENUE FROM COMMONWEALTH	605,000			(605,000)	
SCHOOL BREAKFAST PROGRAM	5,052,450			(5,052,450)	
NATIONAL SCHOOL LUNCH PROGRAM	12,524,138			(12,524,138)	
USDA COMMODITIES	1,854,000			(1,854,000)	
CHILD & ADULT CARE FOOD PROGRAM	350,000			(350,000)	
USDA SUMMER FEEDING PROGRAM	150,000			(150,000)	
TOTAL REVENUE FROM FEDERAL GOV'T	19,930,588			(19,930,588)	
TOTAL REVENUES	32,568,966	3,980	3,980	(32,564,986)	0.1%
PRIOR YEAR FUND BALANCE (PYFB)	4,971,333				
PYFB-ENCUMBRANCES	1,189,518				
TOTAL REVENUES AND PYFB	38,729,817				

	FY 2021 APPROPRIATIONS	MONTH'S EXPENDITURES	YR-TO-DATE EXPENDITURES	OUTSTANDING ENCUMBRANCES	REMAINING BALANCE	PERCENT OBLIGATED
EXPENDITURES:						
PERSONNEL SERVICES	12,576,815	233,927	233,927		12,342,888	1.9%
FRINGE BENEFITS	4,965,156	44,537	44,537		4,920,619	0.9%
PURCHASED SERVICES	1,155,424	72,145	72,145	484,709	598,570	48.2%
OTHER CHARGES	49,801	1,085	1,085		48,716	2.2%
MATERIALS AND SUPPLIES	16,976,720	162,833	162,833	140,989	16,672,898	1.8%
CAPITAL OUTLAY	3,005,901			808,533	2,197,368	26.9%
TOTAL	38,729,817	514,527	514,527	1,434,231	36,781,059	5.0%

VIRGINIA BEACH CITY PUBLIC SCHOOLS
SCHOOL TEXTBOOKS FUND
JULY 1, 2020 THROUGH JULY 31, 2020

B 7

	FY 2021 ESTIMATED	MONTH'S REALIZED	YR-TO-DATE REALIZED	UNREALIZED REVENUES	PERCENT REALIZED
REVENUES:					
INTEREST ON BANK DEPOSITS	29,483	(1,588)	(1,588)	(31,071)	-5.4%
LOST AND DAMAGED TEXTBOOKS	27,000			(27,000)	
TOTAL LOCAL REVENUE	56,483	(1,588)	(1,588)	(58,071)	-2.8%
DEPT OF EDUCATION	4,239,053	352,803	352,803	(3,886,250)	8.3%
TOTAL REVENUE-COMMONWEALTH	4,239,053	352,803	352,803	(3,886,250)	8.3%
TOTAL REVENUES	4,295,536	351,214	351,214	(3,944,322)	8.2%
PRIOR YEAR FUND BALANCE (PYFB)	115,802				
TOTAL REVENUES AND PYFB	4,411,338				

	FY 2021 APPROPRIATIONS	MONTH'S EXPENDITURES	YR-TO-DATE EXPENDITURES	OUTSTANDING ENCUMBRANCES	REMAINING BALANCE	PERCENT OBLIGATED
EXPENDITURES:						
PERSONNEL SERVICES	93,976	7,831	7,831		86,145	8.3%
FRINGE BENEFITS	35,641	1,923	1,923		33,718	5.4%
MATERIALS AND SUPPLIES	4,281,721	1,240,735	1,240,735	896,959	2,144,027	49.9%
TOTAL	4,411,338	1,250,489	1,250,489	896,959	2,263,890	48.7%

VIRGINIA BEACH CITY PUBLIC SCHOOLS
SCHOOL RISK MANAGEMENT FUND
JULY 1, 2020 THROUGH JULY 31, 2020

B 8

REVENUES:	MONTH'S REALIZED	YR-TO-DATE REALIZED
INTEREST ON BANK DEPOSITS		
RISK MANAGEMENT CHARGES	6,805,724	6,805,724
MISCELLANEOUS REVENUE		
TOTAL REVENUES	<u>6,805,724</u>	<u>6,805,724</u>

EXPENSES:	MONTH'S EXPENSES	YR-TO-DATE EXPENSES	OUTSTANDING ENCUMBRANCES
PERSONNEL SERVICES	25,036	25,036	
FRINGE BENEFITS	6,679	6,679	
OTHER PURCHASED SERVICES	1,552	1,552	114,875
FIRE AND PROPERTY INSURANCE	320,344	320,344	
MOTOR VEHICLE INSURANCE	582,335	582,335	
WORKER'S COMPENSATION	419,640	419,640	
SURETY BONDS	11,140	11,140	
GENERAL LIABILITY INSURANCE	155,539	155,539	
MISCELLANEOUS	195	195	
MATERIALS AND SUPPLIES	32	32	263
TOTAL	<u>1,522,492</u>	<u>1,522,492</u>	<u>115,138</u>

VIRGINIA BEACH CITY PUBLIC SCHOOLS
SCHOOL COMMUNICATION TOWERS/TECHNOLOGY FUND
JULY 1, 2020 THROUGH JULY 31, 2020

B 9

	FY 2021 ESTIMATED	MONTH'S REALIZED	YR-TO-DATE REALIZED	UNREALIZED REVENUES	PERCENT REALIZED
REVENUES:					
INTEREST ON BANK DEPOSITS	16,000	3,916	3,916	(12,084)	24.5%
RENT-WIRELESS COMMUNICATION	500,000			(500,000)	
TOWER RENT-BAYSIDE HIGH					
TOWER RENT-COX HIGH		54,528	54,528	54,528	
TOWER RENT-FIRST COLONIAL HIGH		32,920	32,920	32,920	
TOWER RENT-OCEAN LAKES HIGH		24,026	24,026	24,026	
TOWER RENT-TECH CENTER		5,022	5,022	5,022	
TOTAL REVENUES	516,000	120,412	120,412	(395,588)	23.3%
PRIOR YEAR FUND BALANCE (PYFB)	284,000				
TOTAL REVENUES AND PYFB	800,000				

	FY 2021 APPROPRIATIONS	MONTH'S EXPENDITURES	YR-TO-DATE EXPENDITURES	OUTSTANDING ENCUMBRANCES	REMAINING BALANCE	PERCENT OBLIGATED
EXPENDITURES:						
MATERIALS AND SUPPLIES	800,000				800,000	
TOTAL	800,000				800,000	

VIRGINIA BEACH CITY PUBLIC SCHOOLS
SCHOOL VENDING OPERATIONS FUND
JULY 1, 2020 THROUGH JULY 31, 2020

B 14

	FY 2021 ESTIMATED	MONTH'S REALIZED	YR-TO-DATE REALIZED	UNREALIZED REVENUES	PERCENT REALIZED
REVENUES:					
INTEREST ON BANK DEPOSITS		2,689	2,689	2,689	
VENDING OPERATIONS RECEIPTS	149,000			(149,000)	
TOTAL REVENUES	149,000	2,689	2,689	(146,311)	1.8%
PRIOR YEAR FUND BALANCE (PYFB)	6,000				
TOTAL REVENUES AND PYFB	155,000				

	FY 2021 APPROPRIATIONS	MONTH'S EXPENDITURES	YR-TO-DATE EXPENDITURES	OUTSTANDING ENCUMBRANCES	REMAINING BALANCE	PERCENT OBLIGATED
EXPENDITURES:						
SCHOOL ALLOCATIONS	144,280				144,280	%
MATERIALS AND SUPPLIES	10,520				10,520	
PURCHASED SERVICES	200				200	
TOTAL	155,000				155,000	

VIRGINIA BEACH CITY PUBLIC SCHOOLS
SCHOOL INSTRUCTIONAL TECHNOLOGY FUND
JULY 1, 2020 THROUGH JULY 31, 2020

B 15

	FY 2021 ESTIMATED	MONTH'S REALIZED	YR-TO-DATE REALIZED	UNREALIZED REVENUES	PERCENT REALIZED	
REVENUES:						
INTEREST ON BANK DEPOSITS		46,816	46,816	46,816	%	
TOTAL REVENUES		46,816	46,816	46,816		
PRIOR YEAR FUND BALANCE (PYFB)	698,000					
TOTAL REVENUES AND PYFB	698,000					
	FY 2021 APPROPRIATIONS	MONTH'S EXPENDITURES	YR-TO-DATE EXPENDITURES	OUTSTANDING ENCUMBRANCES	REMAINING BALANCE	PERCENT OBLIGATED
EXPENDITURES:						
MATERIALS AND SUPPLIES	698,000				698,000	%
TOTAL	698,000				698,000	

VIRGINIA BEACH CITY PUBLIC SCHOOLS
SCHOOL EQUIPMENT REPLACEMENT FUND
JULY 1, 2020 THROUGH JULY 31, 2020

B 16

	FY 2021 ESTIMATED	MONTH'S REALIZED	YR-TO-DATE REALIZED	UNREALIZED REVENUES	PERCENT REALIZED	
REVENUES:						
INTEREST ON BANK DEPOSITS		25,948	25,948	25,948	%	
TOTAL REVENUES		25,948	25,948	25,948		
PRIOR YEAR FUND BALANCE (PYFB)						
TOTAL REVENUES AND PYFB	1,051,000					
	FY 2021 APPROPRIATIONS	MONTH'S EXPENDITURES	YR-TO-DATE EXPENDITURES	OUTSTANDING ENCUMBRANCES	REMAINING BALANCE	PERCENT OBLIGATED
EXPENDITURES:						
MATERIALS AND SUPPLIES	1,051,000				1,051,000	%
TOTAL	1,051,000				1,051,000	

VIRGINIA BEACH CITY PUBLIC SCHOOLS
GREEN RUN COLLEGIATE CHARTER SCHOOL
JULY 1, 2020 THROUGH JULY 31, 2020

B18

	FY 2021 ESTIMATED	MONTH'S REALIZED	YR-TO-DATE REALIZED	UNREALIZED REVENUES	PERCENT REALIZED
REVENUES:					
TRANSFER FROM GENERAL FUND	4,076,486	4,076,486	4,076,486		100.0%
TOTAL REVENUES	4,076,486	4,076,486	4,076,486		100.0%

	FY 2021 APPROPRIATIONS	MONTH'S EXPENDITURES	YR-TO-DATE EXPENDITURES	OUTSTANDING ENCUMBRANCES	REMAINING BALANCE	PERCENT OBLIGATED
EXPENDITURES:						
PERSONNEL SERVICES	2,414,953	32,326	32,326		2,382,627	1.3%
FRINGE BENEFITS	870,157	8,820	8,820		861,337	1.0%
PURCHASED SERVICES	412,672	9,990	9,990		402,682	2.4%
OTHER CHARGES	77,339				77,339	
MATERIALS AND SUPPLIES	301,365	700	700		300,665	0.2%
TOTAL	4,076,486	51,836	51,836		4,024,650	1.3%



VIRGINIA BEACH CITY PUBLIC SCHOOLS
CHARTING THE COURSE

INTERIM FINANCIAL STATEMENTS
FISCAL YEAR 2020-2021
AUGUST 2020

The financial statements include the following:

Please Note: The “A” Schedules, balance sheets (including **B2**), Grants Fund, Health Insurance Fund, and Capital Projects will be included in the Interim Financial Statements for the month of September 2020.

	<u>Page</u>
School Operating Fund:	
Revenues and Expenditures/Encumbrances Summary	B1
Revenues by Account.....	B3
Special Revenue and Proprietary Funds:	
Athletics	B5
Cafeterias.....	B6
Textbooks	B7
Risk Management	B8
Communication Towers/Technology	B9
Vending Operations	B14
Instructional Technology	B15
Equipment Replacement.....	B16
Green Run Collegiate Charter School	B18

The financial statements are reported on a cash basis; however, the financial statements include encumbrances (e.g., purchase orders, construction contracts) and reflect the option-payroll (e.g., 10-month employees starting in September electing to be paid over 12-months (i.e., includes the appropriate amount of the July and August salary payments due)) on a monthly basis (September through June). This salary accrual is reflected in each appropriate salary line item within each budget unit and fund for reporting and budgetary control purposes.

School Operating Fund

The School Operating Fund makes up the general operating fund of the School Board. The general fund is used to account for all of the financial resources (except those accounted for in the below funds) that support the Instruction; Administration, Attendance and Health; Pupil Transportation; Operations and Maintenance; and Technology categories.

School Operating Fund Revenues (pages B1, B3-B4)

Revenues realized this month totaled **\$63.9 million**. Of the amount realized for the month, **\$37.1 million** was realized from the City, **\$4.1 million** was received in state sales tax, and **\$22.6 million** was received from the Commonwealth of Virginia for Basic School Aid, Standards of Quality (SOQ) entitlements, and other State revenue.

School Operating Fund Expenditures (page B1)

The percent of the total current fiscal year budget expended and encumbered through this month was **11.81%**. Please note that **\$13,367,223** of the current year budget is funded by the prior year fund balance for encumbrances.

Athletics Fund (page B5)

The Athletics Fund accounts for the revenues and expenditures associated with the middle and high school athletic programs. The fund has realized **\$360.00** (from Other Income) this month or **90.8%** of the estimated revenue for the current fiscal year. This fund has incurred expenditures and encumbrances of **7.8%** of the current fiscal year budget. Please note that **\$7,418** of the current year budget is funded by the prior year fund balance for encumbrances.

Cafeterias Fund (page B6)

The Cafeterias Fund accounts for the revenues and expenditures associated with the school cafeteria operations of the School Division. The fund realized **\$848,016** (includes **\$822,387** from the Federal USDA Summer Feeding Program) this month or **2.6%** of the estimated revenue for the current fiscal year. This fund has incurred expenditures and encumbrances of **5.8%** of the current fiscal year budget. Please note that **\$6,160,851** of the current year budget is funded by the prior year fund balance (**\$4,971,333**) and prior year fund balance for encumbrances (**\$1,189,518**).

Textbooks Fund (page B7)

The Textbooks Fund accounts for the financing and acquisitions of textbooks used in the School Division. The fund realized **\$175,083** (includes **\$176,401** from the Department of Education) this month or **12.3%** of the estimated revenue for the current fiscal year. This fund has incurred expenditures and encumbrances of **59.5%** of the budget for the current fiscal year. Please note that **\$115,802** of the current year budget is funded by the prior year fund balance.

Risk Management Fund (page B8)

The Risk Management Fund accounts for and provides insurance and the administration thereof for the School Division. The fund realized **\$225** in revenue (miscellaneous) this month. Expenses for this month totaled **\$1,908,468** (includes **\$1,898,483** in Fire and Property Insurance premiums and **\$50,436** in Motor Vehicle Insurance premiums).

Communication Towers/Technology Fund (page B9)

The Communication Towers/Technology Fund accounts for the rent receipts relating to the communication towers constructed on School Board property. The fund realized **\$61,507** in revenue (includes **\$2,262** in tower rent-Cox High, **\$48,374** tower rent – Tallwood High, **\$5,022** in tower rent-Tech Center, and **\$1,759** in tower rent – Woodstock Elementary) this month or **35.3%** of the estimated revenue for the current fiscal year. Please note that **\$284,000** of the current year budget is funded by the prior year fund balance.

Vending Operations Fund (page B14)

The Vending Operations Fund accounts for the receipts and expenditures relating to the soft drink vending operations in the School Division. The fund realized **\$1,272** in revenue (interest) this month or **2.7%** of the estimated revenue for the current fiscal year. Please note that **\$6,000** of the current year budget is funded by the prior year fund balance.

Instructional Technology Fund (page B15)

The Instructional Technology Fund accounts for the financing and acquisitions of instructional technology to assist in the integration of Technology into the K-12 curriculum. The fund realized **\$32,721** in revenue (interest) this month. Please note that **\$698,000** of the current year budget is funded by the prior year fund balance.

Equipment Replacement Fund (page B16)

The Equipment Replacement Fund accounts for the financial resources provided for an equipment replacement cycle for selected capital equipment for schools and central offices. The fund realized **\$19,821** in revenue (interest) this month. Please note that **\$1,051,000** of the current year budget is funded by the prior year fund balance.

Green Run Collegiate Charter School Fund (page B18)

The Green Run Collegiate Charter School Fund accounts for the revenues and expenditures of this public charter school. The School Board is acting in the capacity of a third-party administrator/fiscal agent for all of the public charter school's financial transactions in compliance with School Board Policies and Regulations. The fund realized **\$4,076,486** in revenue this month (from General Fund) or **100.0%** of the estimated revenue for the current fiscal year. This fund has incurred expenditures and encumbrances of **2.6%** of the current year fiscal year budget.

Virginia Beach City Public Schools
Interim Financial Statements
School Operating Fund Summary
For the period July 1, 2020 through August 31, 2020

B1

Revenues :

	Budget	% of Total	Actual	Unrealized	Percent Realized
Source:					
Commonwealth of Virginia	297,791,599	35.48%	44,792,607	(252,998,992)	15.04%
State Share Sales Tax	79,209,739	9.44%	4,130,934	(75,078,805)	5.22%
Federal Government	13,500,000	1.61%	2,782	(13,497,218)	0.02%
City of Virginia Beach	445,646,169	53.10%	74,126,772	(371,519,397)	16.63%
Other Sources	3,082,803	0.37%	301,979	(2,780,824)	9.80%
Total Revenues	839,230,310	100.0%	123,355,074	(715,875,236)	14.70%
Prior Year Local Contribution*	13,367,223				
	<u>852,597,533</u>				

Expenditures/Encumbrances:

	Budget	% of Total	Actual	Unencumbered	Percent Obligated
Category:					
Instruction	585,526,898	68.67%	32,387,127	553,139,771	5.53%
Administration, Attendance and Health	37,906,193	4.45%	5,017,468	32,888,725	13.24%
Pupil Transportation	44,128,394	5.17%	8,555,774	35,572,620	19.39%
Operations and Maintenance	98,637,021	11.57%	21,862,238	76,774,783	22.16%
Technology	38,768,699	4.55%	11,901,374	26,867,325	30.70%
Debt Service	47,630,328	5.59%	20,948,267	26,682,061	43.98%
Total Expenditures/Encumbrances	852,597,533	100.00%	100,672,248	751,925,285	11.81%

*Fiscal year 2019-2020 encumbrances brought forward into the current year

VIRGINIA BEACH CITY PUBLIC SCHOOLS
SCHOOL ATHLETICS FUND
JULY 1, 2020 THROUGH AUGUST 31, 2020

B 5

	<u>FY 2021</u>	<u>MONTH'S</u>	<u>YR-TO-DATE</u>	<u>UNREALIZED</u>	<u>PERCENT</u>
REVENUES:	<u>ESTIMATED</u>	<u>REALIZED</u>	<u>REALIZED</u>	<u>REVENUES</u>	<u>REALIZED</u>
INTEREST ON BANK DEPOSITS	5,000			(5,000)	
BASKETBALL	120,000			(120,000)	
FOOTBALL	250,000			(250,000)	
GYMNASTICS	4,000			(4,000)	
WRESTLING	13,000			(13,000)	
SOCCER	42,000			(42,000)	
MIDDLE SCHOOL	65,000			(65,000)	
TRANSFER FROM SCHOOL OPERATING	4,974,274		4,974,274		100.0%
OTHER INCOME	<u>5,000</u>	<u>360</u>	<u>360</u>	<u>(4,640)</u>	<u>7.2%</u>
TOTAL REVENUES	5,478,274	<u>360</u>	<u>4,974,634</u>	<u>(503,640)</u>	<u>90.8%</u>
PYFB-ENCUMBRANCES	<u>7,418</u>				
TOTAL REVENUES AND PYFB	<u>5,485,692</u>				

	<u>FY 2021</u>	<u>MONTH'S</u>	<u>YR-TO-DATE</u>	<u>OUTSTANDING</u>	<u>REMAINING</u>	<u>PERCENT</u>
EXPENDITURES:	<u>APPROPRIATIONS</u>	<u>EXPENDITURES</u>	<u>EXPENDITURES</u>	<u>ENCUMBRANCES</u>	<u>BALANCE</u>	<u>OBLIGATED</u>
PERSONNEL SERVICES	2,805,767				2,805,767	
FICA BENEFITS	195,437				195,437	
PURCHASED SERVICES	1,282,029		3,840		1,278,189	0.3%
VA HIGH SCHOOL LEAGUE DUES	51,250		16,365		34,885	31.9%
ATHLETIC INSURANCE	190,000		178,534		11,466	94.0%
MATERIALS AND SUPPLIES	772,218	68,086	85,427	76,991	609,800	21.0%
CAPITAL OUTLAY	<u>188,991</u>			<u>65,148</u>	<u>123,843</u>	<u>34.5%</u>
TOTAL	<u>5,485,692</u>	<u>68,086</u>	<u>284,166</u>	<u>142,139</u>	<u>5,059,387</u>	<u>7.8%</u>

B 6

	FY 2021	MONTH'S	YR-TO-DATE	UNREALIZED	PERCENT
REVENUES:	ESTIMATED	REALIZED	REALIZED	REVENUES	REALIZED
INTEREST ON BANK DEPOSITS	200,000	2,616	6,393	(193,607)	3.2%
SERVICE CHARGES	11,183,378	(4,190)	(3,986)	(11,187,364)	-0.1%
USDA REBATES FROM VENDORS	650,000	27,202	27,202	(622,798)	4.2%
TOTAL LOCAL REVENUE	12,033,378	25,629	29,609	(12,003,769)	0.2%
SCHOOL BREAKFAST INITIATIVE	55,000			(55,000)	
SCHOOL LUNCH	550,000			(550,000)	
TOTAL REVENUE FROM COMMONWEALTH	605,000			(605,000)	
SCHOOL BREAKFAST PROGRAM	5,052,450			(5,052,450)	
NATIONAL SCHOOL LUNCH PROGRAM	12,524,138			(12,524,138)	
USDA COMMODITIES	1,854,000			(1,854,000)	
CHILD & ADULT CARE FOOD PROGRAM	350,000			(350,000)	
USDA SUMMER FEEDING PROGRAM	150,000	822,387	822,387	672,387	
TOTAL REVENUE FROM FEDERAL GOV'T	19,930,588	822,387	822,387	(19,108,201)	4.1%
TOTAL REVENUES	32,568,966	848,016	851,996	(31,716,970)	2.6%
PRIOR YEAR FUND BALANCE (PYFB)	4,971,333				
PYFB-ENCUMBRANCES	1,189,518				
TOTAL REVENUES AND PYFB	38,729,817				

	FY 2021	MONTH'S	YR-TO-DATE	OUTSTANDING	REMAINING	PERCENT
EXPENDITURES:	<u>APPROPRIATIONS</u>	<u>EXPENDITURES</u>	<u>EXPENDITURES</u>	<u>ENCUMBRANCES</u>	<u>BALANCE</u>	<u>OBLIGATED</u>
PERSONNEL SERVICES	12,576,815	301,823	535,750		12,041,065	4.3%
FRINGE BENEFITS	4,965,156	49,520	94,057		4,871,099	1.9%
PURCHASED SERVICES	1,155,424	112,649	184,794	374,524	596,106	48.4%
OTHER CHARGES	49,801		1,085		48,716	2.2%
MATERIALS AND SUPPLIES	16,976,720	(35,042)	127,791	135,089	16,713,840	1.5%
CAPITAL OUTLAY	3,005,901	46,333	46,333	762,200	2,197,368	26.9%
TOTAL	<u>38,729,817</u>	<u>475,283</u>	<u>989,810</u>	<u>1,271,813</u>	<u>36,468,194</u>	5.8%

VIRGINIA BEACH CITY PUBLIC SCHOOLS
SCHOOL TEXTBOOKS FUND
JULY 1, 2020 THROUGH AUGUST 31, 2020

B 7

REVENUES:	<u>FY 2021 ESTIMATED</u>	<u>MONTH'S REALIZED</u>	<u>YR-TO-DATE REALIZED</u>	<u>UNREALIZED REVENUES</u>	<u>PERCENT REALIZED</u>
INTEREST ON BANK DEPOSITS	29,483	(1,319)	(2,907)	(32,390)	-9.9%
LOST AND DAMAGED TEXTBOOKS	27,000			(27,000)	
TOTAL LOCAL REVENUE	<u>56,483</u>	<u>(1,319)</u>	<u>(2,907)</u>	<u>(59,390)</u>	-5.1%
DEPT OF EDUCATION	4,239,053	176,401	529,204	(3,709,849)	12.5%
TOTAL REVENUE-COMMONWEALTH	4,239,053	176,401	529,204	(3,709,849)	12.5%
TOTAL REVENUES	4,295,536	<u>175,083</u>	<u>526,297</u>	<u>(3,769,239)</u>	12.3%
PRIOR YEAR FUND BALANCE (PYFB)	<u>115,802</u>				
TOTAL REVENUES AND PYFB	<u>4,411,338</u>				

EXPENDITURES:	<u>FY 2021 APPROPRIATIONS</u>	<u>MONTH'S EXPENDITURES</u>	<u>YR-TO-DATE EXPENDITURES</u>	<u>OUTSTANDING ENCUMBRANCES</u>	<u>REMAINING BALANCE</u>	<u>PERCENT OBLIGATED</u>
PERSONNEL SERVICES	93,976	7,832	15,663		78,313	16.7%
FRINGE BENEFITS	35,641	1,922	3,845		31,796	10.8%
MATERIALS AND SUPPLIES	4,281,721	1,015,537	2,256,272	348,757	1,676,692	60.8%
TOTAL	<u>4,411,338</u>	<u>1,025,291</u>	<u>2,275,780</u>	<u>348,757</u>	<u>1,786,801</u>	59.5%

VIRGINIA BEACH CITY PUBLIC SCHOOLS
SCHOOL RISK MANAGEMENT FUND
JULY 1, 2020 THROUGH AUGUST 31, 2020

B 8

	MONTH'S REALIZED	YR-TO-DATE REALIZED	
REVENUES:			
INTEREST ON BANK DEPOSITS			
RISK MANAGEMENT CHARGES		6,805,724	
MISCELLANEOUS REVENUE	225	225	
TOTAL REVENUES	<u>225</u>	<u>6,805,949</u>	
	MONTH'S EXPENSES	YR-TO-DATE EXPENSES	OUTSTANDING ENCUMBRANCES
EXPENSES:			
PERSONNEL SERVICES	25,352	50,388	
FRINGE BENEFITS	6,695	13,374	
OTHER PURCHASED SERVICES	116,276	117,828	108,951
FIRE AND PROPERTY INSURANCE	1,898,483	2,218,827	
MOTOR VEHICLE INSURANCE	50,436	632,771	
WORKER'S COMPENSATION	(190,024)	229,616	
SURETY BONDS		11,140	
GENERAL LIABILITY INSURANCE		155,539	
MISCELLANEOUS	139	334	
MATERIALS AND SUPPLIES	1,111	1,143	
TOTAL	<u>1,908,468</u>	<u>3,430,960</u>	<u>108,951</u>

VIRGINIA BEACH CITY PUBLIC SCHOOLS
SCHOOL COMMUNICATION TOWERS/TECHNOLOGY FUND
JULY 1, 2020 THROUGH AUGUST 31, 2020

B 9

<u>FY 2021 ESTIMATED</u>	<u>MONTH'S REALIZED</u>	<u>YR-TO-DATE REALIZED</u>	<u>UNREALIZED REVENUES</u>	<u>PERCENT REALIZED</u>
16,000	4,090	8,006	(7,994)	50.0%
500,000			(500,000)	
	2,262	56,790	56,790	
		32,920	32,920	
		24,026	24,026	
	48,374	48,374	48,374	
	5,022	10,044	10,044	
	1,759	1,759	1,759	
516,000	61,507	181,919	(334,081)	35.3%
284,000				
800,000				

<u>FY 2021 APPROPRIATIONS</u>	<u>MONTH'S EXPENDITURES</u>	<u>YR-TO-DATE EXPENDITURES</u>	<u>OUTSTANDING ENCUMBRANCES</u>	<u>REMAINING BALANCE</u>	<u>PERCENT OBLIGATED</u>
800,000				800,000	
800,000				800,000	

VIRGINIA BEACH CITY PUBLIC SCHOOLS
SCHOOL VENDING OPERATIONS FUND
JULY 1, 2020 THROUGH AUGUST 31, 2020

B 14

	FY 2021 ESTIMATED	MONTH'S REALIZED	YR-TO-DATE REALIZED	UNREALIZED REVENUES	PERCENT REALIZED
REVENUES:					
INTEREST ON BANK DEPOSITS		1,272	3,961	3,961	
VENDING OPERATIONS RECEIPTS	149,000			(149,000)	
TOTAL REVENUES	149,000	1,272	3,961	(145,039)	2.7%
PRIOR YEAR FUND BALANCE (PYFB)	6,000				
TOTAL REVENUES AND PYFB	155,000				

	FY 2021 APPROPRIATIONS	MONTH'S EXPENDITURES	YR-TO-DATE EXPENDITURES	OUTSTANDING ENCUMBRANCES	REMAINING BALANCE	PERCENT OBLIGATED
EXPENDITURES:						
SCHOOL ALLOCATIONS	144,280				144,280	%
MATERIALS AND SUPPLIES	10,520				10,520	
PURCHASED SERVICES	200				200	
TOTAL	155,000				155,000	

VIRGINIA BEACH CITY PUBLIC SCHOOLS
SCHOOL INSTRUCTIONAL TECHNOLOGY FUND
JULY 1, 2020 THROUGH AUGUST 31, 2020

B 15

	FY 2021 ESTIMATED	MONTH'S REALIZED	YR-TO-DATE REALIZED	UNREALIZED REVENUES	PERCENT REALIZED	
REVENUES:						
INTEREST ON BANK DEPOSITS		32,721	79,537	79,537	%	
TOTAL REVENUES		32,721	79,537	79,537		
PRIOR YEAR FUND BALANCE (PYFB)	698,000					
TOTAL REVENUES AND PYFB	698,000					
	FY 2021 APPROPRIATIONS	MONTH'S EXPENDITURES	YR-TO-DATE EXPENDITURES	OUTSTANDING ENCUMBRANCES	REMAINING BALANCE	PERCENT OBLIGATED
EXPENDITURES:						
MATERIALS AND SUPPLIES	698,000				698,000	%
TOTAL	698,000				698,000	

VIRGINIA BEACH CITY PUBLIC SCHOOLS
SCHOOL EQUIPMENT REPLACEMENT FUND
JULY 1, 2020 THROUGH AUGUST 31, 2020

B 16

	FY 2021 ESTIMATED	MONTH'S REALIZED	YR-TO-DATE REALIZED	UNREALIZED REVENUES	PERCENT REALIZED	
REVENUES:						
INTEREST ON BANK DEPOSITS		19,821	45,769	45,769	%	
TOTAL REVENUES		19,821	45,769	45,769		
PRIOR YEAR FUND BALANCE (PYFB)						
TOTAL REVENUES AND PYFB	1,051,000					
	FY 2021 APPROPRIATIONS	MONTH'S EXPENDITURES	YR-TO-DATE EXPENDITURES	OUTSTANDING ENCUMBRANCES	REMAINING BALANCE	PERCENT OBLIGATED
EXPENDITURES:						
PURCHASED SERVICES				77,706	(77,706)	
MATERIALS AND SUPPLIES	1,051,000				1,051,000	
TOTAL	1,051,000			77,706	973,294	7.4%

VIRGINIA BEACH CITY PUBLIC SCHOOLS
GREEN RUN COLLEGIATE CHARTER SCHOOL
JULY 1, 2020 THROUGH AUGUST 31, 2020

B18

	FY 2021 ESTIMATED	MONTH'S REALIZED	YR-TO-DATE REALIZED	UNREALIZED REVENUES	PERCENT REALIZED
REVENUES:					
TRANSFER FROM GENERAL FUND	4,076,486		4,076,486		100.0%
TOTAL REVENUES	4,076,486		4,076,486		100.0%

	FY 2021 APPROPRIATIONS	MONTH'S EXPENDITURES	YR-TO-DATE EXPENDITURES	OUTSTANDING ENCUMBRANCES	REMAINING BALANCE	PERCENT OBLIGATED
EXPENDITURES:						
PERSONNEL SERVICES	2,414,953	36,938	69,264		2,345,689	2.9%
FRINGE BENEFITS	870,157	10,606	19,426		850,731	2.2%
PURCHASED SERVICES	412,672	128	10,118		402,554	2.5%
OTHER CHARGES	77,339				77,339	
MATERIALS AND SUPPLIES	301,365	3,414	4,114	4,369	292,882	2.8%
TOTAL	4,076,486	51,086	102,922	4,369	3,969,195	2.6%



Subject: Policy Review Committee Recommendations **Item Number:** 12C 1-7

Section: Information **Date:** October 13, 2020

Senior Staff: Marc A. Bergin, Ed.D., Chief of Staff

Prepared by: Kamala Lannetti, Deputy City Attorney; John Sutton, III, Coordinator, Policy and Intergovernmental Affairs

Presenter(s): School Board Legal Counsel, Kamala Lannetti, Deputy City Attorney

Recommendation:

That the School Board review Policy Review Committee (PRC) recommendations regarding review, amendment, and repeal of certain policies as reviewed by the committee at their September 17, 2020 meetings and presented for Information.

Background Summary

- 1) **Policy 2-57/Staff Members as Consultants Outside of School Division** – the PRC recommends that a scrivener's change be made to the Policy.
- 2) **Policy 3-74/Alterations: Naming of Schools and Parts Thereof** – the PRC recommends that additional language regarding the School Board's and the School Division's rights to change or reject the names for buildings and other portions of School Board property.
- 3) **Policy 3-82/Transportation of Disabled Students** – the PRC reviewed the Policy and does not recommend changes.
- 4) **Policy 4-4/Equal Employment Opportunity, Non-discrimination and Anti-harassment** – the PRC reviewed the Policy and recommends a minor scrivener's change.
- 5) **Policy 5-44/Sexual Harassment, Sexual Violence and Inappropriate Sexual Conduct Prohibited: Students** – the PRC recommends changes to the Policy to align it with the new federal Title IX regulations.
- 6) **Policy 5-66/Student Directory Information** – the PRC recommends amendments to the Policy regarding categories of education records that are designated as directory and amendments to align the Policy to be consistent with changes in state law regarding access to student directory information.
- 7) **Policy 7-44/Community Relations: Awards to Students** – the PRC recommends amendments to the Policy that increase the categories of recognized awards for students.

Source:

Code of Virginia, 1950, as amended, § 22.1-253.12:7 School Board Policies.
Policy Review Committee Meetings of September 17, 2020

Budget Impact:

ADMINISTRATION

Staff Members as Consultants Outside the School Division

With the approval of the Superintendent, staff members may use leave time to do private consulting. Private consulting work will not be done on School Division time or with the use of School Division facilities, equipment, computers systems or materials. Staff members are responsible for confirming that the consulting work is not a violation of the Virginia Conflict of Interests Act.

Legal Reference

Code of Virginia § 2.2-3100, et seq., as amended. Virginia State and Local Government Conflict of Interests Act.

Adopted by School Board: October 20, 1992

Amended by School Board: December 3, 2013

Amended by School Board: 2020

BUSINESS AND NONINSTRUCTIONAL OPERATIONS

New Construction/Additions/Alterations: Naming of Schools or Parts Thereof, Commemorative Displays

A. Naming of School Board Buildings

It is the School Board's Policy that no School Board building shall be named after an individual or an organization. For purposes of clarification, this Policy includes, but is not limited to: parts or sub units of buildings, such as gymnasiums, auditoriums, cafeterias, libraries, classrooms, hallways, laboratories; and any other internal areas of a School Board owned, leased and/or operated instructional facility. Exceptions may be authorized by the School Board.

B. Naming of facilities

Exterior grounds and related improvements of School Board owned, leased and/or operated instructional or recreational facility such as ball fields, track fields, tennis courts, stadiums or sports facility, swimming pools, parking lots, grounds (obstructed or otherwise), parcels of land and any other exterior structure or facility either attached or unattached that is owned, leased and/or operated by the School Board may be named for sponsors in accordance with regulation created by the Superintendent. The School Board reserves the right, without cause, to overrule the request to name facilities after a sponsor.

C. Existing facilities

Existing facilities or parts thereof that have been previously named prioras ~~ofto~~ the last amended date of this Policy may continue with such name until such time as the School Board votes to change the name. The School Board reserves the right, without cause, to change the name of existing facilities.

D. Commemorative, memorial or ornamentation identification

This Policy does not prevent commemorative trees, plaques, ~~memorials~~memorials, or other such ornamentation to be placed on school property or within a school building as long as such commemorative display does not violate the above restrictions. The School Board and the School Division reserve the right, without cause, not to allow or to remove any commemorative, memorial or ornamentation.

Adopted by School Board: July 16, 1991

Amended by School Board: February 16, 1993

Amended by School Board: April 9, 2002

Amended by School Board: September 16, 2014

Amended by School Board: November 8, 2017

Amended by School Board: 2020

BUSINESS AND NONINSTRUCTIONAL OPERATIONS

Transportation of Disabled Students

Transportation of students with disabilities by the School Board shall be accomplished as stated in the legal reference of this Policy.

Legal Reference

Code of Virginia § 22.1-221, as amended. Transportation of children with disabilities attending public or private special education programs.

Adopted by School Board: February 16, 1993

Scrivener's Amendments: May 23, 2014

Reviewed by School Board: 2020

PERSONNEL

Equal Employment Opportunity, Non-discrimination and anti-harassment and Compliance Officers

A. Purpose

The School Board is committed to maintaining an environment that is free from discrimination and harassment based on race, color, religion, national origin, sex, sexual orientation, gender identity, pregnancy, childbirth or related medical conditions, age, marital status, disability, genetic information or veteran status. Employees are expected to conduct themselves in a manner built on mutual respect, to understand and appreciate differences, and to treat all persons fairly and with respect and courtesy. The School Board directs the Superintendent to take prompt and appropriate action to investigate and resolve all complaints made under this Policy and to publish and provide training regarding this Policy and any supporting regulations.

B. Equal Employment Opportunity

The School Board is an equal opportunity employer and is committed to hiring and retaining qualified individuals. Accordingly, all recruiting, hiring and promoting for all job classifications, rates of pay or other forms of compensation, all employment actions or conditions of employment are made without regard to race, color, religion, national origin, sex, sexual orientation, gender identity, pregnancy, childbirth or related medical conditions, age, marital status, disability, genetic information or veteran status or any other basis protected by applicable federal, state or local law or regulation except where such categories are bona fide occupational qualifications.

C. Employee Compliance

School Board employees will comply with this Policy and with any regulations promulgated by the Superintendent to ensure that this Policy of non-discrimination and non-harassment is implemented. The

Superintendent is directed to take appropriate actions with regard to any employee who fails to comply with this Policy and supporting regulations including discipline up to and including dismissal from employment.

D. Compliance Officers

Any employee or applicant for employment who experiences or perceives discrimination and/or harassment under this Policy should report the complaint to the below listed designated contacts who handle compliance with this Policy.

1. **Title VI of the Civil Rights Act (race) and Title IX of the Education Amendments of 1972 (sex discrimination) regulations for personnel** employment policies and practices – Chief Human Resources Officer, 2512 George Mason Drive, Building 6 Room 122, Municipal Center, Virginia Beach, Virginia 23456, telephone (757) 263-1133, facsimile (757) 263-1081.
2. **Title VI of the Civil Rights Act (race) and Title IX of the Education Amendments of 1972 (sex discrimination) regulations for student programs** – Director of the Office of Student Leadership, Laskin Road Annex, 1413 Laskin Road, Virginia Beach, Virginia 23451, telephone (757) 263-2020, facsimile (757) 263-2022.
3. **Title II of the Americans with Disabilities Act of 1990 and Section 504 of the Rehabilitation Act of 1974-(disability discrimination) for personnel** – Chief Human Resources Officer, 2512 George Mason Drive, Building 6 Room 122, Municipal Center, Virginia Beach, Virginia 23456, telephone (757) 263-1133, facsimile (757) 263-1081.
4. **Americans with Disabilities Act of 1990, Section 504 of the Rehabilitation Act, and the Individuals with Disabilities Act (disability discrimination) for students** – Director of Guidance Services and Student Records, Plaza Annex, 641 Carriage Hill Road, Virginia Beach, Virginia 23452, (757) 263-1980, facsimile (757) 493-5437 or Director of the Office of Programs for Exceptional Children, Laskin Road Annex, 1413 Laskin Road, Virginia Beach, Virginia 23451, telephone (757) 263-2400, facsimile (757) 263-2067.

Complaints may also be filed directly with the United States Department of Education Office for Civil Rights at the address below:

United States Department of Education
Office for Civil Rights
Lyndon Baines Johnson Department of Education Bldg.
400 Maryland Avenue, SW
Washington, DC 20202-1100

Telephone: 800-421-3481
FAX: 202-453-6012; TDD: 800-877-8339
Email: OCR@ed.gov

Legal Reference

Americans with Disabilities Act of 1990, 42 U.S.C. §12101, *et seq.*, as amended.

Title IX of the Education Amendments of 1972, 20 U.S.C. §§1681-88, as amended.

Section 504 of the Rehabilitation Act of 1973, 29 U.S.C. §794, 34 C.F.R. Section 104.7 (a) and (b), as amended.

Virginia Human Rights Act, Virginia Code § 2.~~27~~-3900, as amended.

Pregnancy Discrimination Act of 1978, P.L. 95-555, 92 Stat: 2076, as amended.

Equal Pay Act of 1963, 29 U.S.C. §201, *et seq.*, as amended.

Civil Rights Act of 1964 (Title VII), P.L. 88-352, as amended.

Age Discrimination in Employment Act of 1976, P.L. 90-202, U.S.C. §621, *et seq.*, as amended.

Adopted by School Board: July 13, 1993 (Effective August 14, 1993)

Amended by School Board: June 8, 2004

Amended by School Board: November 19, 2013

Amended by School Board: August 18, 2015

Amended by School Board: November 15, 2016

Amended by School Board: October 10, 2017

Amended by School Board: January 23, 2018

Amended by School Board: 2020

|

STUDENTS

Sexual Harassment, sexual violence, and inappropriate sexual conduct prohibited - students

A. Policy

The School Board does not condone or tolerate any form of sexual harassment, sexual violence, inappropriate sexual conduct or retaliation for reporting such conduct. Each ~~employees~~employee, including non-employee volunteers who work subject to the control of school authorities (hereinafter collectively referred to as employees) and students shall promote an atmosphere of mutual respect among students and staff that provides an environment free from discrimination of any kind including sexual harassment, sexual violence and inappropriate sexual conduct.

B. Responsibility for compliance with ~~P~~policy

1. Sexual harassment, sexual violence and inappropriate sexual conduct are serious offenses. As a consequence, complaints of such conduct will be thoroughly investigated, and any employee, student, School Division agent, volunteer or invitee who engages in such conduct or encourages such behavior by others shall be subject to corrective action.
2. When a complaint is filed with the Title IX Coordinator for students, the complaint will be handled using the School Division's Title IX Guidelines. If the complaint does not constitute a complaint under Title IX, it may be investigated as complaint of this Policy and/or the Code of Student Conduct.
- 1.3. Depending on the circumstances involved, such disciplinary action may include: discipline action as set for in the Code of Student Conduct including suspension or expulsion from school; disciplinary action up to and including termination; ban from School Board property, busses, communication systems and school sponsored events; referral for criminal prosecution; and other actions deemed appropriate to address the specific circumstances. Reprisals against students or employees who file complaints of such conduct shall be prohibited; however, such protection will not condone unrestricted engagement in

unfounded or vindictive accusations of others. To the extent permitted by law, the School Board will protect the legitimate interest of all parties concerned in a dispute involving allegations of sexual harassment, sexual violence, and inappropriate sexual conduct. All inquiries will be treated as confidentially as possible.

4. School Division administrative and supervisory employees have a duty to report and investigate allegations of sexual harassment, sexual violence and inappropriate sexual conduct and take immediate and appropriate corrective action. Reports of sexual harassment, sexual violence, and inappropriate sexual conduct, should be reported to the School Administrator as well as the Title IX Coordinator for students.

2.5. Administrative and supervisory employees who allow sexual harassment, sexual violence and inappropriate sexual conduct to continue or fail to take appropriate corrective action shall be considered a party to the act of behavior, even though they may not behave in such a manner. Such personnel shall also be subject to corrective action. Depending on the circumstances, such corrective action measures may include demotion from a supervisory position and/or dismissal from School Division service.

3.6. Each principal, assistant principal, teacher and other employee or other agents of the School Division has an affirmative duty to maintain a school environment free of sexual harassment, sexual violence, and inappropriate sexual conduct.

C. The Superintendent or designees are authorized to develop appropriate regulations, guidelines, and procedures and trainings for the reporting, investigating and resolving of complaints of sexual harassment, sexual violence and inappropriate sexual conduct. The Superintendent or designees are is authorized to develop appropriate training and notifications regarding the School Board's commitment to providing an environment free of sexual harassment, sexual violence, and inappropriate sexual conduct.

Legal Reference

Title IX of the Education Amendments of 1972, as amended. 34 C.F.R. §106, et seq., as amended.

United States Department of Education Dear Colleague Letter Title IX requirements pertaining to sexual harassment, April 4, 2011, as amended.

~~United States Department of Education Office for Civil Rights Revise Sexual Harassment Guidance 2001, as amended.~~

Virginia Board of Education Guidelines for Prevention of Sexual Misconduct and Abuse in Virginia Public Schools, approved March 24, 2011, as amended.

Adopted by School Board: July 16, 1991

Amended by School Board: August 18, 1992

Amended by School Board: June 15, 1993 (Effective August 14, 1993)

Amended by School Board: August 18, 2015

Amended by School Board: 2020

STUDENTS

Student Directory Information

A. Generally

The School Board authorizes making student directory information public as permitted under state and federal laws and regulations.

B. Definition

Directory information is defined as information in scholastic records regarding a student that the School Division has determined is unlikely to be harmful if released to a third party. Student directory information is defined to include the following:

1. Name of student in attendance or no longer in attendance;
- ~~2. Address;~~
- ~~3.2.~~ Date and place of birth;
- ~~4.3.~~ Telephone listing;
- ~~5.4.~~ Dates of attendance;
- ~~6.5.~~ Participation in officially recognized activities and sports;
- ~~7.6.~~ Height and weight, if member of athletic team;
- ~~7.~~ Awards and honors received;
- ~~8.~~ Recordings of virtual instructional activities;
- ~~9.~~ Photographs or digital images, including recordings of educational or school related sporting/extracurricular events that third parties attended;
- ~~8.10.~~ Yearbooks, class pictures, playbills or programs for shows, plays, concerts, graduations or similar school created publications or advertisements; and
- ~~9.11.~~ Other similar information.

C. Release of Directory Information

Prior to release of such information the Superintendent or designee, or principals shall give ~~public notice of such intent in a newspaper of general circulation, a school paper, patron organization newsletter or notice to parents/legal guardians/adult students by sending home through hard copy or electronic means an~~ announcements ~~s sent home to parents~~ describing the information defined as “directory information”. Annual notification of the Family Educational Rights and Privacy Act (FERPA) constitutes sufficient notice that directory information may be released unless the parent/legal guardian/adult student provides written notice of objection to the School Division.

D. Discretionary Selection of Directory Information by Superintendent or designee

Student ~~d~~Directory ~~i~~nformation may be released at the discretion of the Superintendent or designee or principal. The Superintendent, or a designee, is authorized to ~~determine~~designate those categories to be made public and under what circumstances the information will be released. Directory information will not be released for commercial or marketing purposes. Principals are authorized to release directory information related to participation in officially recognized activities and sports, height and weight for members of athletic teams, awards and honors, playbills or programs for shows, plays, concerts or graduations or similar school created publications or advertisements without seeking further authorization from the Superintendent.

No directory information concerning a student will be released without prior approval of the Superintendent or designee or principal.

E. Directory Information to Military Recruiters

Schools may release the names, addresses and telephone numbers of students to military recruiters. Parents/legal guardians or adult students may file a written objection with the school requesting that such information not be released without their prior written consent.

F. Release of address, telephone number or email address

A student's address, telephone number or email address may be released to students enrolled in the school or to School Division employees for educational purposes or school business only after the parent/legal guardian of a minor student or an adult student consents in writing to such disclosure.

Legal Reference

Code of Virginia, § 22.1-130.1, as amended. Access to high schools and high school students for military recruiters.

Code of Virginia §22.1-287, as amended, Limitation on access to records.

Code of Virginia, § 22.1-287.1, as amended. Directory information.

Family Educational Rights and Privacy Act, 20 U.S.C. § 1232 *et seq.*, 34 C.F.R. Part 99, as amended

Virginia Board of Education Regulations, "Governing Management of the Student's Scholastic Record." (January 1991)

No Child Left Behind Act of 2001 (PL 107-110).

Elementary and Secondary Education Act, 20 U.S.C. §7908 and 10 U.S.C. §503 (c) as amended.

Adopted by School Board: June 15, 1993 (Effective August 14, 1993)

Amended by School Board: September 2, 2003

Amended by School Board: April 4, 2006

Amended by School Board: 2020

COMMUNITY RELATIONS

Awards to Students

The School Board approves of community-sponsored awards for students who achieve high academic standing, [fine arts, dance or musical accomplishment](#), outstanding citizenship, physical [or athletic accomplishment](#)~~expertise~~, and other characteristics that will make them better citizens. The School Board, however, does not approve of giving awards to students where the basic purpose is commercialism, or as incentives in fund raising or promotional drives.

Editor's Note

For awards for in-school achievement see School Board Policy 5-29 and any implementing regulations.

Related Links

School Board [Policy 5-29](#)

School Board [Regulation 5-29.1](#)

Adopted by School Board: October 20, 1992

Scrivener's Amendments: June 10, 2014

[Amended by School Board: 2020](#)